

MODIFICATION TO MASTER CATALOGUE 2010:

June 2010 : For BMW S1000RR always use SBS 870 (4.5 mm backing plate). Do not use SBS 762 (3.0 mm backing plate).

Due to possibility of incorrect alignment of the threaded bush (see photo) at left side front fork axle clamp following front wheel removal, there is a risk that the brake discs are not centered in the brake-caliper slot. Therefore the gap between brake disc and brake-caliper guides can widen to the extent that SBS 762 backing plate could slip out of the brake caliper if the friction material are worn below the specified minimum wear limit of 2.0 mm.

To ensure correct alignment of the front wheel/caliper/discs, do not loosen or remove the left side front fork axle clamping screws.

Always follow carefully BMW's workshop manual instruction "Removing and installing front wheel"



Modification page 36 + 134 + 268 + 272

**MASTER
CATALOGUE**
2010

sbs[®]

CHOICE OF CHAMPIONS
MOTOCROSS WORLD CHAMPIONSHIP
PARTNERS IN RACING



MOTORCYCLE AND SCOOTER BRAKE SYSTEM COMPONENTS
COMPOSANTS DE SYSTÈME DE FREINAGE MOTO ET SCOOTERS



THE POWER TO STOP YOU[®]

RED BULL KTM FACTORY RACING

MX1

Antonio Cairoli
Rui Concalvez
Max Nagl

MX2

Marvin Musquin
Shaun Simpson
Jeffrey Herlings

USA AMA Pro Motocross

Mike Alessi
Tommy Searl

RED BULL KTM JM RACING

MX2

Dennis Verbruggen
Axel Alletru

KAWASAKI FACTORY RACING TEAM

MX1

Sebastien Pourcel
Jonathan Barragan
Xavier Boog

CLS KAWASAKI RACING

MX2

Jeremy Van Horebeek
Stephen Frossard
Loic Rombaut

CAS HONDA

MX1

Gareth Swanepoel
Evgeny Bobishev

TEAM SUZUKI BEURSFON

MX1

Marc de Reuver

MX2

Jose Antonio Butron



Photographer: Rolf Verhagen & Sarah Guiterrez

www.sbs.dk

THE POWER TO STOP YOU[®]

THE SBS FAMILY

Choice of Compound



CHOICE OF CHAMPIONS

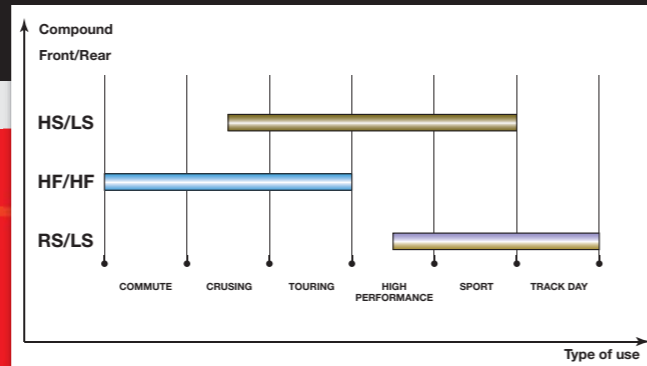
ROAD RACING WORLD CHAMPIONSHIP

PARTNERS IN RACING

STREET BRAKE PADS



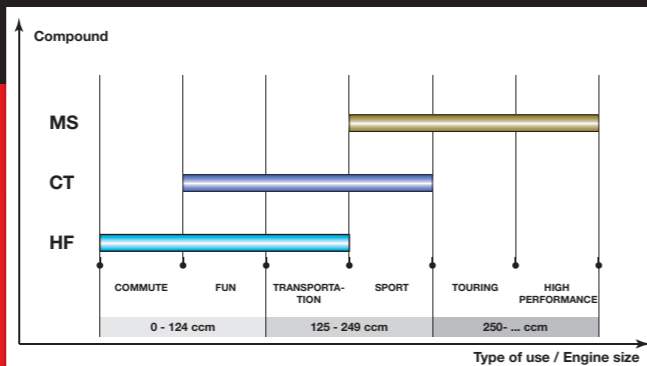
SBS STREET / CHOICE OF COMPOUND



SCOOTER BRAKE PADS



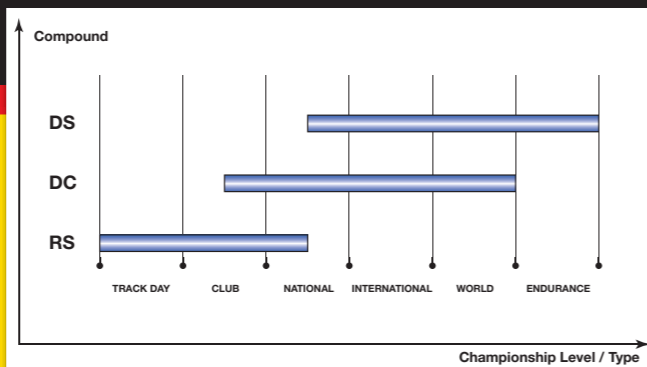
SBS SCOOTER / CHOICE OF COMPOUND



RACING BRAKE PADS



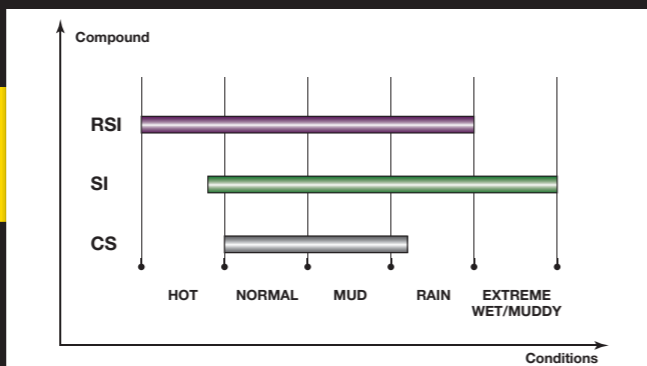
SBS ROAD RACING / CHOICE OF COMPOUND



OFF ROAD BRAKE PADS



SBS OFF ROAD / CHOICE OF COMPOUND



TEN KATE HONDA RACING

SUPERBIKE WORLD CHAMPIONSHIP
 Johathan Rea
 Max Neukircher

SUPERSPORT WORLD CHAMPIONSHIP
 Kenan Sofuoglu
 Michele Pirro

SUPERSTOCK 1000 EUROPEAN CHAMPIONSHIP
 Maxime Berger

SUPERSTOCK 600 EUROPEAN CHAMPIONSHIP
 Florian Marino

KAWASAKI FACTORY RACING TEAM

SUPERSPORT WORLD CHAMPIONSHIP
 Joan Lascorz
 Katsuki Fujiwara

ALTHEA RACING DUCATI

SUPERBIKE WORLD CHAMPIONSHIP
 Carlos Checa
 Shane Byrne

YAMAHA MOTOR ITALIA

SUPERSTOCK 1000 EUROPEAN CHAMPIONSHIP
 Andrea Antonelli

SUPERSTOCK 600 EUROPEAN CHAMPIONSHIP
 Marco Bussolotti
 Danilo Petrucci

TEAM BOLLIGER KAWASAKI

ENDURANCE WORLD CHAMPIONSHIP
 Horst Saiger
 José Manuel Luis Rita
 Eric Mizera
 Patrick Muff

TEAM PHASE ONE ENDURANCE

ENDURANCE WORLD CHAMPIONSHIP
 James Ellison
 Glen Richards
 Damian Cudlin
 Alex Cudlin
 Pedro Valcaneras



Photographer: Hannsree Ten Kate Honda/Graeme Brown

THE POWER TO STOP YOU®

www.sbs.dk

CONTENTS

2-3	<i>The Power To Stop You</i>
4-5	<i>Designing the Power</i>
6-7	<i>Producing the Power</i>
8-9	<i>Using the Power</i>
10-19	<i>Information about Disc Pad Materials</i>
	10-11 Street - HS/LS/HF
	12-13 Scooter - MS/CT/HF
	14-15 Racing - DS/DC/RS/RQ/LS
	16-17 Off Road - RSI/SI/CS/ATS
18	<i>Motorcycle Brake Shoes Complete with Springs</i>
19	<i>Accessories</i>
20	<i>Sales Display Rack</i>
21	<i>Packing System</i>
22-23	<i>Promotion Materials</i>
25	<i>Motorcycle Model Applications</i>
	25 Motorcycles, Scooters, Off-Road and ATV
	129 Motocross
	133 Road Racing
	137 Disc Pads for Brake Calipers
141	<i>Cross Reference List</i> <i>Same shape / different thickness</i>
145	<i>Brake Pad Drawings, incl. Applications</i>
299	<i>Brake Shoe Drawings, incl. Applications</i>

Complete copies or extracts of this catalogue only with permission by Scandinavian Brake Systems A/S.
The right to make modifications of the design or model application is reserved.

Aucune copie, intégrale ou partielle, du présent catalogue n'est possible sans l'autorisation expresse de la société Scandinavian Brake Systems A/S.
Droit de modification des constructions et applications de modèles réservé.

THE POWER TO STOP YOU

Scandinavian Brake Systems A/S is the world's leading manufacturer of motorcycle brake pads supplied under the worldwide recognised brand SBS.

The company was established in 1964, and it was in 1977 the first ever to offer asbestos free motorcycle brake pads to the world after-market. Our aim has always been to offer the most complete range of motorcycle brake pads in a variety of friction materials developed to suit specific purposes like street, off-road and racing – always based on our philosophy: "The highest performance of brake system technology can only be achieved by selecting the best friction materials".

Based on the vast know-how and experience established through decades of involvement in the motorcycle business, SBS also develops and manufactures friction materials for special purposes where efficient and durable friction is required, such as wind turbines, industrial applications, go-carts etc.

In addition to the pad business, Scandinavian Brake Systems is a significant European manufacturer, supplier and distributor of automotive brake components, and other related wear parts.

The SBS logo is rendered in a bold, red, italicized sans-serif font. The letters 's', 'b', and 's' are connected, with the second 's' being significantly larger and more prominent. A small registered trademark symbol (®) is positioned to the upper right of the final 's'.



Scandinavian Brake Systems A/S est le premier fabricant au monde de plaquettes de freins vendues sous la marque SBS, reconnue dans le monde entier.

Créée en 1964, l'entreprise a été la première, dès 1977, à lancer sur le marché des pièces de rechange des plaquettes de freins moto sans amiante. Depuis toujours, notre objectif est d'offrir la gamme la plus complète de plaquettes de freins moto dans différents matériaux de frottement conçus à des fins spécifiques, telles que la conduite sur route, la conduite Tout-terrain et la course. Et ce, sans jamais dévier de notre philosophie : « Seule la sélection des meilleurs matériaux de frottement peut garantir les performances optimales de nos systèmes de freinage ».

Riche d'un vaste savoir-faire et de plusieurs décennies d'expérience dans la moto, SBS étudie, réalise et fabrique également des matériaux pour les applications spéciales (éoliennes, applications industrielles, karts) demandant une friction performante et durable.

Opérateur majeur dans le secteur des plaquettes de freins, Scandinavian Brake Systems est aussi un important fabricant, fournisseur et distributeur européen de composants et de pièces d'usure de freins pour véhicules automobiles.



DESIGNING THE POWER

SBS brake pads are the choice of champions. The SBS brand is well known in the motorcycle racing world, with the company having supported numerous world championship winning teams and an endless list of national title winners.

Developing new friction materials

The excellent brake performance is the result of our continuous and persistent product development. At SBS' R&D department a team of engineers and technicians specialised in friction technology are committed to the development of new friction materials that meet even the most demanding requirements for performance, safety and durability.

Testing

New friction materials are tested under different conditions before market introduction.

Dyno testing

Full racetrack and street bike simulation tests on SBS dynamometer. The simulations are based on data-loggings transferred from road and race tests.

Road testing


Road tests are made on test vehicles equipped with computerised data-logging and wet water testing equipment.

Current test vehicles: Ducati ST4s, Honda CBR 600, Aprilia Tuono, and Suzuki 650 Burgman.

Race team testing

Race tests are made by world championship winning teams on the best performing bikes ridden by world-class riders to keep SBS at the cutting edge of motorcycle brake pad technology.





Les champions choisissent les plaquettes de freins SBS. La marque SBS est réputée dans le monde de la course moto, notre société ayant soutenu diverses équipes championnes du monde et un grand nombre de vainqueurs de titres nationaux.

Développement de nouveaux matériaux de friction

Les excellentes performances des produits SBS sont le fruit d'un constant travail de Recherche et Développement. Les ingénieurs et techniciens SBS spécialistes de la technologie des organes de friction travaillent sans relâche à la réalisation de nouveaux matériaux capables de satisfaire aux normes de performance, de sécurité et de durabilité les plus draconiennes.

Essais

Les nouveaux matériaux de friction subissent de nombreux tests avant d'être commercialisés.

Essais dynamométriques

Simulations complètes de courses sur circuit et de pilotage sur route à l'aide du dynamomètre SBS. Ces simulations mettent en œuvre les données enregistrées et transférées d'essais sur routes et sur circuits (supprimer : de courses).

Essais sur routes

Les essais sur routes sont réalisés sur des véhicules d'essai embarquant des enregistreurs informatiques de données et des dispositifs de contrôle de performances sur chaussée mouillée.

Véhicules d'essai actuels : Ducati ST4, Honda CBR 600, Aprilia Tuono et Suzuki 650 Burgman.

Essais effectués par des teams de course

Les essais en course sont réalisés par des équipes championnes du monde sur les motos les plus performantes, pilotées par des professionnels de classe mondiale, en vue de garantir le maintien de SBS à la pointe de la technologie des plaquettes de freins moto.



PRODUCING THE POWER

SBS' production plant in Svendborg, Denmark, features 11,500 squaremeters with mixing facilities and production lines for ceramic, sintered and carbon material compounds.

The production lines are state-of-the-art with robot technology and advanced production machinery. All workflows are based on LEAN principles highlighting the needs of our customers for high quality, flexibility and delivery performance. Our experienced and well trained staff, ensures high efficiency in all processes – from compound mixing to packaging.

The production processes are supported by quality assurance systems based on ISO 9001:2000.

Basic product features

NRS

NRS technology is based on a matrix of hooks raised on the backing plate that mold into the friction material, creating an indestructible mechanical bond between steel backing plate and friction material without use of adhesives. SBS is the only manufacturer within the motorcycle brake pad industry using NRS technology which is now fully implemented for SBS Ceramic and Racing product lines.

UCT

Unified Composite Technology that ensures consistent friction powder blend.

DEST

Dynamic Energy Surface Treatment where friction material is degassed under high temperatures to achieve consistency and eliminate brake fade under high operating temperatures (up to 800°C) as seen in racing conditions.





Les 11 500 m² de l'usine SBS située à Svendborg au Danemark sont entièrement dédiés au mélange et à la fabrication de composés céramiques, sintérisés et carbone.

Nous disposons de lignes de production de pointe, dotées d'équipements robotiques et de machines de production avancées. Tous nos flux de travail reposent sur les principes LEAN, afin de garantir à notre clientèle (supprimer : tout) le meilleur en termes de qualité, de flexibilité et de performances. Notre personnel formé et expérimenté assure l'efficacité de tous nos processus, du mélange des composés au conditionnement.

Les processus de fabrication sont soutenus par des systèmes d'assurance de la Qualité certifiés selon la norme ISO 9001:2000.

Principales caractéristiques des produits

NRS

La technologie NRS repose sur une matrice de crochets redressés sur le plateau de frein qui se moule dans le matériau de frottement, créant ainsi un lien mécanique indestructible entre le plateau en acier et le matériau de frottement, sans qu'il (supprimer : ne) soit nécessaire d'utiliser des adhésifs.

SBS est le seul fabricant de plaquettes de freins moto qui applique la technologie NRS, intégralement mise en œuvre pour les gammes de produits SBS Ceramic et SBS Racing.

UCT

United Composite Technology : Technologie garantissant l'homogénéité du composé de friction.

DEST

Dynamic Energy Surface Treatment : traitement consistant à dégazer le matériau de frottement à des températures élevées, ce qui lui donne une exceptionnelle stabilité et élimine le fading à de très hautes températures de fonctionnement (jusqu'à 800 °C), comme en course.



USING THE POWER

SBS' motorcycle brake pad programme comprises friction material types that meet the need of all types of motorcycle riders: From commuter and touring riders to motocross enthusiasts and professional world class racers.

The programme is one of the widest on the market covering almost all models produced from the 70s and until today. New SBS reference numbers are launched parallel with the market introduction of a new motorcycle model.

Identifying the Power

On SBS' Internet based product database you can find comprehensive product and application data of the full SBS range. It features "easy-to-use" search facilities and are the ideal tool for fast identification of products and models.

The database also gives you the possibility of printing 1:1 drawings and to export application lists to Excel. Daily updates ensure that the database always includes the latest catalogue entries.

The database can be reached via www.sbs.dk or directly from cat.sbs.dk.

Approving the Power

SBS brake linings are tested by TÜV and approved by Kraftfahrt Bundesamt for relevant motorcycle models according to the German ABE approval system.

For documentation and further information on the ABE approvals, we refer to www.sbs.dk.





Photo: Rolf Verhagen

La gamme des plaquettes de freins motos SBS met en oeuvre des matériaux de friction qui répondent aux demandes de toutes les catégories de motards, qu'ils utilisent la moto comme simple moyen de transport, pour faire du moto-cross ou participer en professionnels à des compétitions sportives de haut niveau.

C'est l'une des gammes les plus vastes du marché puisqu'elle couvre pratiquement tous les modèles fabriqués depuis les années 70 jusqu'à aujourd'hui. Parallèlement à la mise sur le marché d'un nouveau modèle de moto, SBS lance les nouvelles références de plaquettes correspondantes.

Identifier la Puissance

Accessible sur l'Internet, la base de données SBS met à votre disposition une véritable mine d'informations sur tous les produits de la marque. Elle comporte des outils de recherche intuitifs qui permettent de trouver rapidement les produits et modèles recherchés.

Elle donne également la possibilité d'imprimer des dessins à l'échelle 1:1 et d'exporter les listes d'applications vers Excel. Mise à jour quotidiennement, elle intègre toujours les entrées les plus récentes.

La base de données est accessible sur le site www.sbs.dk ou directement sur cat.sbs.dk.

Puissance approuvée

Les garnitures de freins SBS sont testées par l'Institut TÜV et approuvées par le Kraftfahrt Bundesamt pour les modèles de moto concernés, conformément au système de réception ABE.

Pour toute documentation ou toute autre information sur les réceptions ABE, veuillez consulter le site www.sbs.dk.

STREET BRAKE PADS



STREET EXCEL

HS - Sinter

FRONT/AVANT



The perfect combination of fade free brake performance, brake feel and thermal stability, especially developed for sport riding and high loads from heavy motorcycles. The HS lining is rotor friendly, the performance is stable under dry as well as wet conditions and no thermal bedding-in is required.

Recommended for new generation high performance, sports, touring and custom motorcycles which are originally equipped with sinter metal brake pads.

For example Honda CBR & VT, Kawasaki ZX & VN, Suzuki GSX-R & VL, Yamaha YZF & XV and Harley Davidson's.

LS - Sinter

REAR/ARRIÈRE



Sinter metal brake lining LS for the rear brake with high thermal stability which in combination with HS for the front brake provides the necessary and expected brake performance.

To avoid excessive braking of the rear wheel, the friction level of the LS lining is adjusted to match the friction characteristics of the HS lining, according to the concept of the originally equipped sinter metal brake pads.

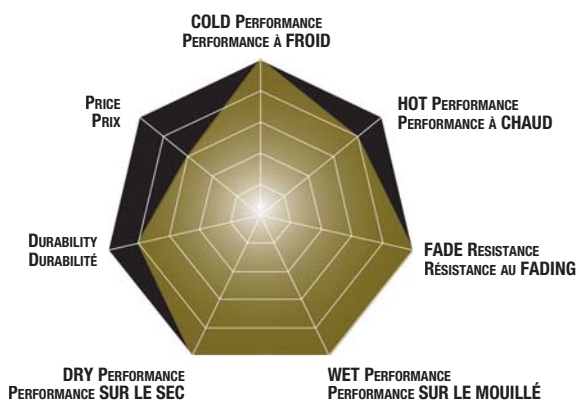
Associant parfaitement absence de fading, bon feeling de freinage et stabilité thermique, cette garniture a été spécialement développée pour la conduite sportive et pour supporter les fortes charges induites par le poids des grosses cylindrées. La plaquette HS n'abîme pas le disque, sa performance reste stable qu'il fasse sec ou humide et elle ne nécessite pas de rodage thermique.

Recommandée pour les nouvelles générations de motos sportives, GT et custom haute performance équipées d'origine de plaquettes sintérisées.

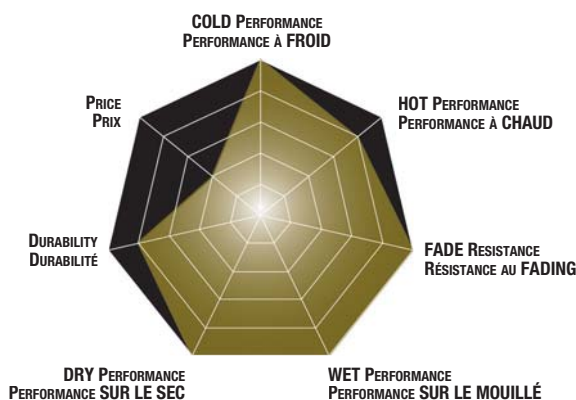
Exemples : Honda CBR & VT, Kawasaki ZX & VN, Suzuki GSX-R & VL, Yamaha YZF & XV et Harley Davidson.

La garniture LS en métal sintérisé pour frein AR se distingue par sa haute stabilité thermique. Associée à la garniture HS sur frein AV, elle fournit la puissance de freinage nécessaire et attendue. Conformément au concept des plaquettes en métal sintérisé montées d'origine, son niveau de friction est ajusté sur les caractéristiques frictionnelles de la garniture HF pour éviter tout freinage excessif de la roue AR.

STREET EXCEL SINTER - HS



STREET EXCEL SINTER - LS



STREET BRAKE PADS



STREET

HF - Ceramic

FRONT/REAR • AVANT/ARRIÈRE

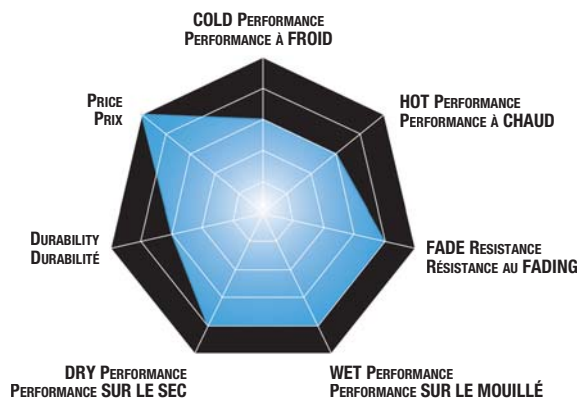


Stable brake performance for front and rear brake. High level of comfort and longlasting brake pads and rotor friendliness under various conditions such as wet roads, changing temperatures and different brake pressures. Recommended for earlier Sport, Touring and Custom models as well as daily transport and touring on small motorcycles which are mainly not originally equipped with sinter metal brake pads.
Examples: Honda CN & CB, Kawasaki EN & KZ, Suzuki GN & GS, Yamaha XS & XJ and Harley Davidson's.

Freinage stable à l'avant comme à l'arrière. Haut niveau de confort, grande durée de vie des plaquettes et protection des disques dans différentes conditions (chaussée mouillée, température et pression de freinage variables, etc.)
Garniture recommandée pour les anciens modèles Sport, Touring et Custom ainsi que pour les petites cylindrées utilisées pour le transport quotidien et le tourisme, non-équipées d'origine de plaquettes en méta sintérisé.
Exemples : Honda CN & CB, Kawasaki EN & KZ, Suzuki GN & GS, Yamaha XS & XJ et Harley Davidson.



STREET CERAMIC - HF



“LF” PADS ARE DISCONTINUED IN THE SBS PROGRAM FROM 1.1.2010.
ALL APPLICATIONS ARE REPLACED BY WELL-KNOWN “HF” COMPOUND.
WHEN “LF” STOCK IS USED, PLEASE REPLACE PURCHASE BY “HF”-COMPOUND.

LES PLAQUETTES « LF » NE SONT PLUS DISPONIBLES DANS LA GAMME SBS.
TOUTES LES APPLICATIONS SONT REMPLACÉES PAR LE COMPOSÉ « HF » .
LORSQUE VOTRE STOCK « LF » SERA ÉPUISÉ, COMMANDEZ LE COMPOSÉ « HF » .

SCOOTER BRAKE PADS



MAXI SINTER

MS - Sinter



MAXI CARBON

CT- Carbontech



SBS Maxi Sinter for powerful and motorcycle technique equipped Maxi scooters. Latest State-of-the-art sintered compound technology delivers outstanding braking performance in combination with high mileage.

SBS Carbontech for medium displacement to high performance scooters used for sporty everyday transportation and fun.

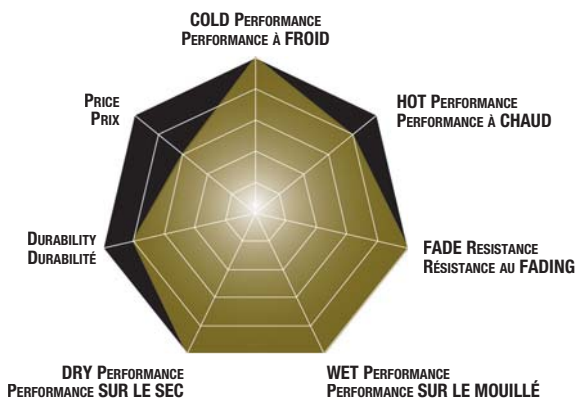
SBS Maxi Sinter pour les maxi-scooters puissants et équipés en technologie moto. La toute dernière technologie de pointe à composants frittés offre à la fois des performances de freinage remarquables et une excellente longévité.

SBS Carbontech pour scooters destinés à des déplacements sur moyenne distance et jusqu'aux scooters haute performance utilisés pour les trajets quotidiens en « conduite sportive » et pour les loisirs.

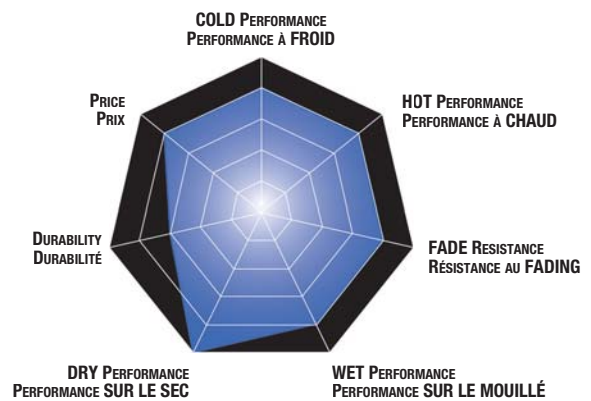
Recommended for 250 – ... ccm scooters
Recommandé pour scooters de 250 – ... cc

Recommended for 125 – 249 ccm scooters
Recommandé pour scooters de 125 – 249 cc

MAXI SINTER - MS



MAXI CARBON CARBONTECH - CT



SCOOTER BRAKE PADS



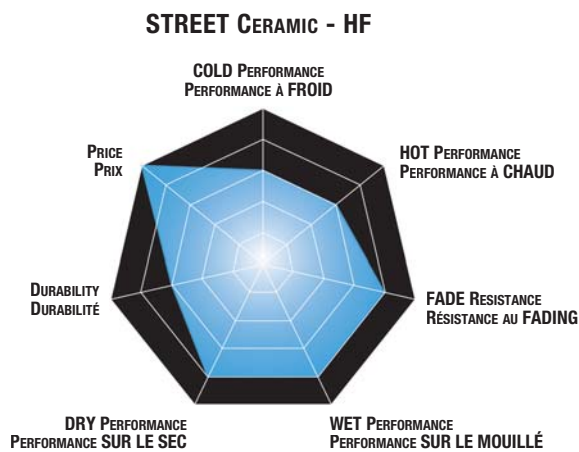
STREET HF- Ceramic



SBS Street Ceramic for small to medium displacement scooters used for commuting and driving around in the neighbourhood.

SBS Street Ceramic pour scooters destinés à des déplacements sur faible ou moyenne distance pour se rendre au travail et se déplacer dans le voisinage.

Recommended for 0 – 124 ccm scooters
Recommandé pour scooters de 0 – 124 cc



RACING BRAKE PADS



RACING

DS - Dual Sinter

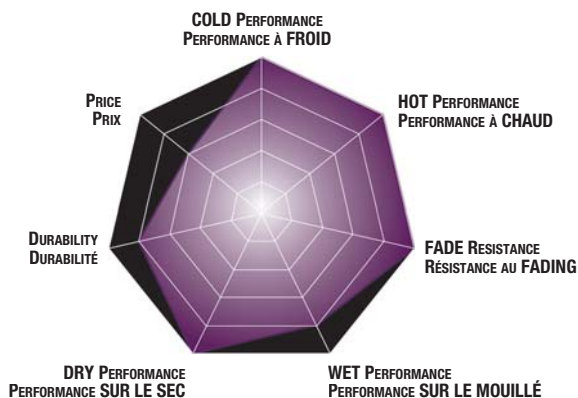
FRONT/AVANT



Introduced 2007 for World Superbike, Supersport & Endurance, winning the 2 sprint Championships and doing the complete 24 Hour race distance of Lemans & Bol d'or in its 1st season. DS proved already to be the new standard in brake pad technology for World Championship Racing & Endurance.

Lancées en 2007 pour les championnats du monde de Superbike, Supersport et Endurance, les plaquettes DS ont remporté les 2 championnats de vitesse et fait de bout en bout les 24 Heures du Mans et le Bol d'Or dès la première saison. Les DS constituent déjà la nouvelle norme en matière de technologie de plaquettes de frein spécialement destinées aux Championnats du monde de vitesse et d'endurance.

RACING DUAL SINTER - DS



RACING

DC - Dual Carbon

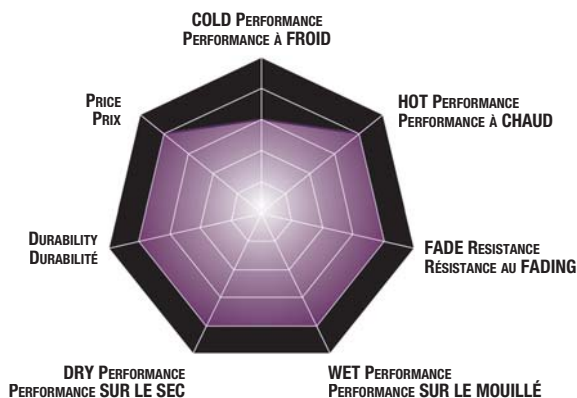
FRONT/AVANT



Used by the world's top teams and riders since 2001 introduction to win 7 World Championship titles and numerous of National Championships. DC is the "The choice of Champions" for Superstock, Supersport and Superbike classes. Find DC bedding-in instruction and technical information at www.sbs.dk.

Depuis leur introduction en 2001 par les plus grands noms de la course moto, les DC ont gagné 7 championnats du monde et de nombreux championnats nationaux. Les DC sont « le choix des champions » en Superstock, Supersport et Superbike. Vous trouverez sur www.sbs.dk les instructions de pose et les informations techniques concernant les plaquettes DC.

RACING DUAL CARBON - DC




RACING BRAKE PADS



TRACK & SPORT

RS - Sinter

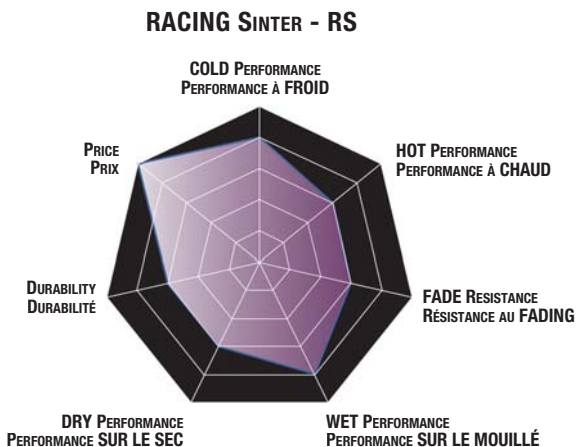
FRONT/AVANT



Used to be our top racing pad for Supersport & Superbike back in the late 90's, now it is rated as the ultimate and affordable TrackDay pad for your road & track bike. For race track only upgrades, please consult the SBS ROAD RACING flyer or www.sbs.dk.

À la fin des années 90, c'était notre meilleure plaquette pour Supersport et Superbike. Aujourd'hui, elle est considérée comme le top à prix raisonnable des plaquettes de frein moto recherchées par les amateurs de journées circuits (trackdays) sur piste ou sur route.

Pour les plaquettes réservées à une utilisation sur circuit, veuillez consulter la brochure SBS ROAD RACING ou www.sbs.dk



RACING

RQ - Carbon Tech

REAR/ARRIÈRE



For riders using the rear brake to help steer into turns and handle the bike out of turns.

Recommandées aux pilotes qui sollicitent fortement le frein arrière en entrée et sortie de virage.

RACING

LS - Sinter

REAR/ARRIÈRE



For riders using the rear brake occasionally or only slightly going into turns.

Recommandées aux pilotes qui ne se servent du frein AR que de manière occasionnelle ou légère dans les entrées de virages.

Sinter

Carbon Tech

Sinter

OFF ROAD BRAKE PADS



OFF ROAD RACING

RSI - Sinter



If you are racing for the podium in motocross, SBS RSI Sinter Off-Road Racing should be your choice. RSI provides a powerful, predictable and fade-free brake performance, even under the extreme racetrack conditions and challenging demands of Grand Prix racing.

Votre objectif la course et les podiums? Votre univers la compétition?

La RSI se doit d'être votre choix Performance, endurance, freinage d'exception la RSI RACING SINTER répondra à vos attentes la où le challenge est la règle quotidienne.

OFF ROAD

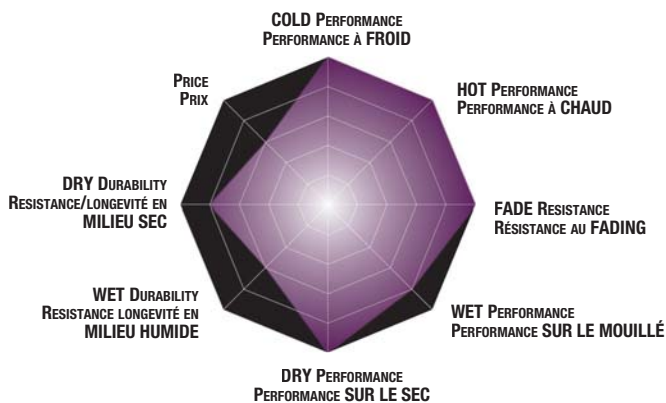
SI - Sinter



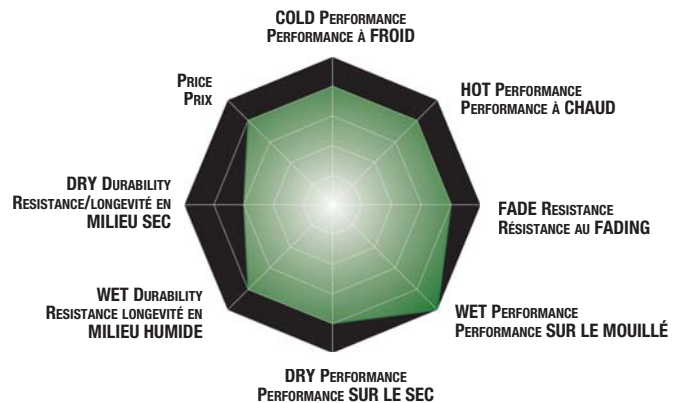
Mud or sand, heavy rain and grinding conditions – SBS SI Sinter Off-Road offers pad life durability for extreme conditions in optimized combination with ultimate brake power.

Boue, sable, humidité, environnement- hostile et abrasion, la SBS SI SINTER off road vous assure performance et longévité dans les conditions extrêmes sans oublier un freinage de haut niveau.

OFF ROAD RACING SINTER -RSI



OFF ROAD SINTER - SI



OFF ROAD BRAKE PADS



OFF ROAD CS - Carbon Silver



For everyday motocross practice and competition, smooth, powerful, quiet and non grabbing performance - SBS CS Carbon Silver Off-Road is the affordable choice to experience the new combination of Carbon Tech performance and NRS Technology.

Alliance de la technologie carbone + NRS.
Pour la pratique quotidienne du moto cross et la compétition douce, puissante, silencieuse, la SBS "CS" Carbon Silver off road vous amène à un prix abordable tout le savoir faire SBS.

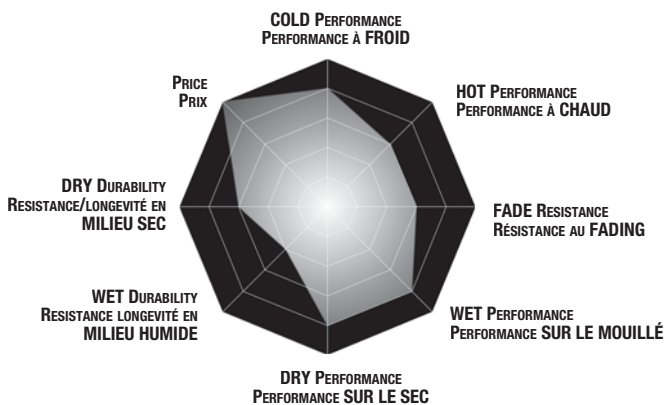
OFF ROAD ATS - Sinter



ATS sintered material has been developed to achieve the perfect match for best performance and pad/disc durability, where ATV manufacturers such as Arctic Cat and Polaris are using plain steel brake disc instead of stainless steel.

Le matériau sinterisé ATS a été conçu pour donner aux plaquettes et disques les meilleures caractéristiques de performance et de durée, sachant que des constructeurs comme Arctic Cat et Polaris équipent leurs motos de disques de frein en acier et non plus en acier inoxydable.

OFF ROAD CARBON SILVER - CS



STREET BRAKE SHOES



Asbestos-free brake lining for superior performance and durability under all weather conditions. High grade aluminium alloy for superior strength. Surface treated against corrosion. Brake shoe springs made of high quality spring wire steel according to DIN 17223 specifications for max. flexibility. Anti corrosion treated.

Garniture sans amiante extrêmement performante et résistante quelles que soient les conditions météo. Alliage spécial aluminium extrêmement robuste. Surface traitée anti-corrosion. Ressorts en acier spécial de qualité supérieure conforme à la norme DIN 17223 pour un maximum de souplesse. Traités anti-corrosion.

ACCESSORIES

Motorcycle Brake System Bleeder

The bleeder allows quick, safe and clean exchange of brake fluid. Access to min. 6 bar air pressure is necessary. The bleeder is made of the best and most durable brake fluid resistant materials which means that it handles the highly corrosive brake fluid in a closed circuit.

Characteristics:

- Built-in "tip-over" valve
- Turnable line fitting
- Additional 2-nipple line included
- Manual in 12 languages

Part number 3908

EPDM rubber units

Art. number 3916.10 (10 pcs.)

Purgeur de Frein

Vous permet de changer votre liquide de frein rapidement, proprement et en toute sécurité. Fonctionne à l'air comprimé à 6 bar minimum. Fabriqué avec les matériaux ultra-résistants (supporte le liquide hautement corrosif qui circule dans le circuit de frein).

Caractéristiques

- Valve incorporée
- Robinet
- Fourni avec 2 embouts supplémentaires
- Manuel technique en 12 langues

Réf. 3908

Embouts caoutchouc EPDM

Réf. 3916.10 (10 pièces)

Brake Pad Shim

Product advantages:

- Vibration/noise resistant
- Temperature transfer resistant
- Piston protective
- Better brake feel

Part number 9500 (pcs.)

Shim pour plaquettes de frein

Avantages:

- Résiste aux vibrations / bruits
- Résiste au transfert de température
- Protège le piston
- Améliore le feeling du freinage

Réf. 9500 (pcs)



SALES DISPLAY RACK

SBS offers a fast and reliable product supply system, which meets the demands of both professionals and consumers.

Choosing the right set of SBS brake pads is never a problem. Identify the part number and compound from the SBS catalogue.

A colour code on the packaging specifies the general field of application for the specific compound. Part number and exact model application are printed on the packaging.

Le présentoir SBS vous permet de présenter les produits SBS de manière rapide et pratique, répondant ainsi aux demandes tant des professionnels que des consommateurs.

Plus de problème pour choisir le jeu de plaquettes SBS qui convient ! Il suffit de repérer le n° de référence et le composé dans le catalogue.

Un code couleur sur l'emballage vous donnera le champ d'application générale du produit et le composé qui lui correspond. Le n° de réf. et l'application précise du modèle sont indiqués sur l'emballage.



Art. no. 9833
10 hooks for display rack



Art. no. 9834
10 ref. cards for display rack



Art. no. 9899 SBS display rack complete with:
Wall mountings and instruction
6 screws with raw plugs
12 hooks, 20 ref. cards.



Art. no. 9832 SBS display rack complete with:
Wall mountings and instruction
6 screws with raw plugs
36 hooks, 40 ref. cards.
Width 40 cm, depth 30 cm.

PACKING SYSTEM



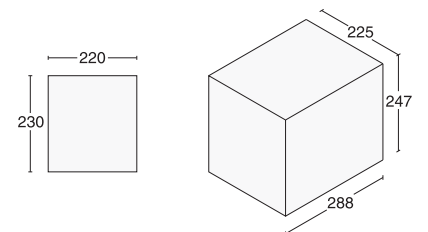
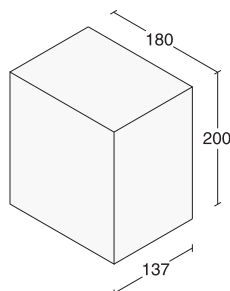
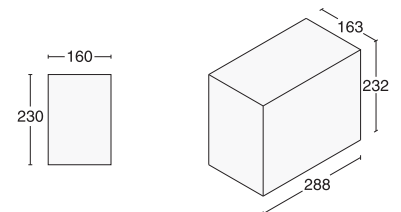
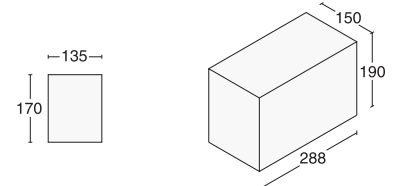
6 sets



8 x 6 sets = 48 sets



20 x 48 sets = 960 sets



PROMOTION MATERIALS



Art. no.:
9826 Bunting 10 m.



Art. no.:
982401 Banner 2 logos
982501 Banner 4 logos




Art. no.:
9875 Flag 150 x 200 cm



Art. no.:
983510 Umbrella ø100 cm



Art. no.:
983512 Umbrella ø120 cm



Art. no.:
9930 Plastic bag 45 x 35 cm
(500 pcs.)



Art. no.	Label	
981300	Black	60 x 95 mm
981301	Red	60 x 145 mm
981303		200 x 430 mm
9845		90 x 145 mm



Art. no.
9856 Badge 65 x 105 mm

PROMOTION MATERIALS



Art. no.
991410 - Small
991411 - Medium
991412 - Large
991413 - X Large
991414 - XX Large
T-shirt



Art. no.
9933
Pins



Art. no.
9932
Business card wallet

Art. no.
9800
Fluid Caps
(10 pcs.)



Art. no.
991811 - Medium
991812 - Large
Beanie



Art. no.
981211 - Medium
981212 - Large
981213 - X Large
Gloves



Art. no.
9887
Bag

Art. no.
9995
Cap



Art. no.
9850
Ball Pens
(100 pcs.)



Art. no.
9922
Laptop Mouse



Art. no.
9913
USB Key



MOTORCYCLE SCOOTER OFF-ROAD ATV





RECOMMENDED

1xx = Scooter Pads
5xx = Street, Off Road & Racing Pads
2xxx = Brake Shoes



STREET

EXCEL



MAXI

CARBON



MAXI

SINTER



OFF ROAD



RACING

OFF ROAD



RACING

ROAD RACING



ADLY					HF	HF	HS	LS	CT	CT	MS	MS	SI	SI	RSI	RSI	DC	RS
	25	Silver Fox	00 - 05	111 HF	2028	△				△								
	50	Cat	01 -	111 HF		△				△								
	50	Cosy	01 -	111 HF		△				△								
	50	Fox	00 -	111 HF	2028	△				△								
	50	Fox Plus	01 -	111 HF		△				△								
	50	Jet	96 -	111 HF	2028	△				△								
	50	Panther	01 -	102 HF		△				△								
	50	Pista, Pista Twin Light	96 -	111 HF	2028	△				△								
	50	Silver Fox	00 - 05	111 HF	2028	△				△								
	50	Silver Fox	06 -	102 HF	2028	△				△								
	50	Super Sonic	00 -	102 HF*		△				△								
	50	Thunderbike	97 -	102 HF		△				△								
RS	50	Super Sonic	06 -	102 HF	102 HF	△	△			△	△							
RT	50	Road Tracer	02 -	111 HF		△				△								
	70	Fox Plus	01 -	111 HF		△				△								
	70	Pista, Pista Twin Light	01 -	111 HF		△				△								
	80	Cosy	01 -	111 HF		△				△								
RT	90	Road Tracer	02 -	111 HF		△				△								
	100	Cat	01 -	111 HF		△				△								
	100	Jet	96 -	111 HF	2028	△				△								
	100	Panther	01 -	102 HF		△				△								
	100	Silver Fox	01 - 05	111 HF		△				△								
	100	Silver Fox	06 -	102 HF	2028	△				△								
	100	Super Sonic	01 -	102 HF*		△				△								
	100	Thunderbike	01 -	102 HF*	102 HF	△	△			△	△							
RT	100	Road Tracer	02 -	111 HF		△				△								
	125	Cat	01 -	111 CT		△				△								
	125	Super Sonic	01 -	102 CT*		△				△								
	125	Thunderbike	01 -	102 CT*	102 CT	△	△			△	△							
	150	ATV	05 -	544 SI*	544 SI	▲	▲						▲	▲	△	△		
	150	Interceptor	05 -	544 SI*	544 SI	▲	▲						▲	▲	△	△		
	300	ATV	05 -	544 SI*	544 SI	▲	▲						▲	▲	△	△		
	300	Cross X Over	07 -	810 SI*									▲	▲	△	△		
	300	Cross X Road	07 -	810 SI*									▲	▲	△	△		
ATV	300	Sport	07 -	810 SI*	848 SI		△						△	△	△	△		
	320	S	07 -	810 SI*									▲	▲	△	△		
	320	U	07 -	810 SI*									▲	▲	△	△		
AEON																		
	50	Aero	06 -	101 HF		▲				△								
	50	Regal	06 -	101 HF		▲				△								
	50	Torch	06 -	101 HF		▲				△								
	90	Regal	06 -	101 HF		▲				△								
	100	Pulsar	06 -	101 HF		▲				△								
	100	Revo 2	04 -		544 SI		△								△		△	
	110	Aero	06 -	101 HF		▲				△								
	110	Pulsar	06 -	101 HF		▲				△								
	125	Overland	02 -		638 SI		△								△		△	
	125	Pulsar	06 -	544 HF		▲												
	150	Pulsar	06 -	101 CT		▲				△								
	180	Overland	02 -		638 SI		△								△		△	
	180	Roadster	02 -		638 SI		△								△		△	
AJP																		
PR3	125	Enduro	08 -	774 HF	802 HF	△	△											
PR3	125	Supermotard	08 -	774 HF	802 HF	△	△											
PR4	125	Enduro	04 -	817 HF	802 HF	△	△											
PR4	125	Supermotard	04 -	817 HF	802 HF	△	△											
MX	200		09 -	774 HF	559 HF	△	△											
PR3	200	Enduro	08 -	774 HF	802 HF	△	△											
PR3	200	Supermotard	08 -	774 HF	802 HF	△	△											
PR4	200	Enduro	04 -	817 HF	802 HF	△	△											
PR4	200	Supermotard	04 -	817 HF	802 HF	△	△											
PR5	250	Enduro	09 -	694 SI	604 SI	△	△							△	△	△	△	
PR5	250	Supermotard	09 -	694 SI	604 SI	△	△							△	△	△	△	
ALFER																		
MC	80		87 -	519 HF	559 HF	▲	▲							▲		△		

ALWAYS choose quality as **"RECOMMENDED"** / Choisissez **TOUJOURS** la qualité **"RECOMMANDÉE"**.

* = 2 sets required / 2 jeux pour l'Avant.

△ = Available quality / Qualité disponible. ▲ = Available quality mit ABE / Qualité disponible avec ABE.

▲ = Mit ABE vorne und hinten. TÜV-Abnahme entfällt (gilt nur für Scheibenbremsbeläge).



RECOMMENDED

1xx = Scooter Pads
5xx = Street, Off Road & Racing Pads
2xxx = Brake Shoes



STREET



STREET EXCEL



MAXI CARBON



MAXI SINTER



OFF ROAD



RACING OFF ROAD



RACING ROAD RACING



ALFER						HF	HF	HS	LS	CT	CT	MS	MS	SI	SI	RSI	RSI	DC	RS
MC	125		87	519 HF		▲								▲		△			
MC	125		88	601 HF	519 HF	△	△									△			
VRE	125	4-stroke	00-	671 SI	675 SI	▲	▲							▲	▲	△	△		
GR	250	Enduro	85	519 HF		▲								▲		△			
GR	250	Enduro	88	601 HF	519 HF	△	△									△			
MC	250		85	519 HF		▲								▲		△			
MC	250		87	519 HF	519 HF	▲	▲							▲	▲	△	△		
MC	250		88	601 HF	519 HF	△	△									△			
VR	250	Cross	99-	671 RSI	675 RSI	▲	▲							▲	▲	△	△		
VR	250	Enduro	99-	671 SI	675 SI	▲	▲							▲	▲	△	△		
VR	250	No Limit	99-	671 RSI	675 RSI	▲	▲							▲	▲	△	△		
VR	250	Supermotard	99-	671 RSI	675 RSI	▲	▲							▲	▲	△	△		
GR	300		85	519 HF		▲								▲		△			
GR	300	Enduro	88	601 HF	519 HF	△	△									△			
APRILIA																			
AF-1			88	608 HF	574 HF	△	△												
	50	Amico	90- 91	2012	2012														
	50	Amico, Scooter	92	123 HF	2050	▲				△									
	50	Amico, GL, GLE	93-	123 HF	2012	▲				△									
	50	Area 51	99-	143 HF	143 HF	▲	▲			△	△								
	50	Business	97-	123 HF		△				△									
	50	Classic	96-	123 HF		▲				△									
	50	Club	97-	123 HF		△				△									
	50	Gulliver	96-	123 HF	2012	▲				△									
	50	Habana/Custom	99-	143 HF	2201	▲				△									
	50	McGulliver	00-	123 HF		▲				△									
	50	Mini RX	04-	803 HF		△													
	50	Mojito, Mojito Custom	02-	143 HF	2201	▲				△									
	50	Rally	95-	123 HF	2012	▲				△									
	50	Red Rose	88- 89	132 HF		△				△									
	50	Red Rose	90-	109 HF		△				△									
	50	Red Rose Classic	92-	607 HF		△													
	50	Scarabeo 4T	04-	153 HF		△				△	△		△						
	50	Scarabeo Ditech	02-	123 HF	152 HF	▲	▲			△	△			△					
	50	Scarabeo Street	00-	123 HF	2012	△				△									
	50	Scarabeo, 2nd series	94- 99	123 HF	2012	▲				△									
	50	Sonic, GP	99-	123 HF	2012	▲				△									
	50	Tuareg	85-	519 HF		△													
	50	Tuareg	86-	607 HF	574 HF	△	△												
	50	Tuareg Rally	90-	607 HF	574 HF	△	△												
	50	Tuono	04-	168 HF	138 HF	△	△			△	△								
	50	Younger	97-	123 HF		△				△									
AC	50	Rally	97-	123 HF	2012	▲				△									
AF1	50	AE	86-	109 HF	106 HF	△	△			△	△								
AF1	50	Europa, Futura	90-	109 HF	106 HF	△	△			△	△								
ET	50		85-	138 HF		△				△									
LC	50	Rally	97-	123 HF	123 HF	▲	▲			△	△								
LX	50	Amico, Sport	92-	114 HF	2012	△				△									
MX	50		03-	120 HF	106 HF	△	△			△	△		△						
RS	50		93- 95	138 HF	138 HF	▲	▲			△	△								
RS	50		96- 99	138 HF	106 HF	▲	▲			△	△								
RS	50		06-	157 HF	105 HF	▲	▲			△	△		△						
RS	50	, Replica	00- 02	120 HF	106 HF	▲	▲			△	△		△						
RS	50	, Replica	03- 05	120 HF	106 HF	▲	▲			△	△		△						
RX	50		90-	120 HF	106 HF	△	△			△	△		△						
RX	50		06-	186 HF	105 HF	▲	▲			△	△								
RX	50	Racing	04- 06	120 HF	106 HF	▲	▲			△	△		△						
SR	50	Ditech	01-	123 HF	152 HF	▲	▲			△	△					△			
SR	50	Europa	93-	114 HF	2012	△				△									
SR	50	Racing	00-	123 HF	152 HF	▲	▲			△	△				△				
SR	50	Replica	94-	117 HF	2012	△				△									
SR	50	Replica (Liquid Cooled)	96-	123 HF	2012	▲				△									
SR	50	Stealth, Racing	97-	123 HF	123 HF	▲	▲			△	△								
SR	50	Street	05-	123 HF	152 HF	▲	▲			△	△				△				
SR	50	Urban Kid	93-	114 HF	2012	△				△									
SR	50	Viper	93-	114 HF	2012	△				△									
SR	50	WWW, Netscaper	97-	149 HF	2012	▲				△									

ALWAYS choose quality as "RECOMMENDED" / Choisissez TOUJOURS la qualité "RECOMMANDÉE".

* = 2 sets required / 2 jeux pour l'Avant.

△ = Available quality / Qualité disponible. ▲ = Available quality mit ABE / Qualité disponible avec ABE.

▲ = Mit ABE vorne und hinten. TÜV-Abnahme entfällt (gilt nur für Scheibenbremsbeläge).



RECOMMENDED

1xx = Scooter Pads
 5xx = Street, Off Road & Racing Pads
 2xxx = Brake Shoes



STREET EXCEL



MAXI CARBON



MAXI SINTER



OFF ROAD



RACING OFF ROAD



RACING ROAD RACING



APRILIA

				HF	HF	HS	LS	CT	CT	MS	MS	SI	SI	RSI	RSI	DC	RS
100	Scarabeo	00-	153 HF	△				△		△							
100	Scarabeo 4T	03-	153 HF	△				△		△							
100	Scarabeo Net	10-	153 HF	△				△		△							
125	Atlantic	03-	159 CT	△	△			△	△	△	△						
125	Classic	96-	652 HF	▲	▲												
125	Habana/Custom	00-	153 CT	▲				△		△							
125	Leonardo	96	123 CT	▲	▲			△	△								
125	Leonardo	97- 98	149 CT	▲	▲			△	△								
125	Leonardo	99-	153 CT	▲	▲			△	△	△	△						
125	Leonardo (Grimeca cal.)	99-	108 CT	▲	▲			△	△	△	△						
125	Mojito, Mojito Custom	02-	153 CT	▲				△		△							
125	Pegaso	90- 91	652 HF	△	△								△		△		
125	Pegaso	92-	689 HF	△	△												
125	Red Rose	89	588 HF	△	△												
125	Red Rose	90-	652 HF	△	△								△		△		
125	Scarabeo, Scarabeo GT	99- 02	108 CT	▲	▲			△	△	△	△						
125	Scarabeo, Scarabeo GT	03	108 CT	▲	▲			△	△	△	△						
125	Scarabeo, Scarabeo GT	04-	159 CT	△	△			△	△	△	△						
125	Sport Pro.	92	601 HF	△	△												
125	Sportcity	05-	108 CT	▲	▲			△	△	△	△						
125	Strada	85	574 HF	△													
125	Tuareg	- 86	588 HF	△													
125	Tuareg	87-	605 HF	△	△								△		△		
125	Tuareg AS		605 HF	△	△								△		△		
125	Tuareg Rally	86-	588 HF	△													
125	Tuareg Rally	89	588 HF	△	△												
125	Tuareg Rally	90-	641 HF	△	△								△		△		
125	Tuareg Rally	92	652 HF	△	△												
125	Tuareg Wind	88	607 HF	△	△												
125	Tuareg Wind	90-	652 HF	△	△								△		△		
125	Tuono	04-	601 HF	▲	▲												
AF1	125	87-	608 HF	△	△												
AF1	125 Europa, Futura	90- 91	601 HF	△	△												
AF1	125 Replica, Sintesi	89- 91	601 HF	△	△												
ETX	125	- 86	588 HF	△													
ETX	125	99-	120 CT	▲				△		△							
ETX	125 PV	86-	606 HF	△													
ETX	125 Tuareg	86- 87	588 HF	△	△												
MX	125	04-	671 HF	△	△												
MX	125 Cross	85	588 HF	△													
MX	125 Supermoto	07-	671 HF	▲	▲												
RS	125	99- 05	601 HF	▲	▲												△
RS	125	06-	844 HF	▲	▲	▲										△	△
RS	125 , Extrema	93- 98	601 HF	▲	▲												△
RS	125 Pista	05-	601 HF	▲	▲												△
RX	125	86-	606 HF	△													
RX	125	90-	641 HF	△	△								△		△		
RX	125	91	641 HF	△	△								△		△		
RX	125	91- 92	641 HF	△	△												
RX	125	92	120 CT	△	△			△	△	△							
RX	125	97-	671 HF	▲	▲								▲	▲	△	△	
RX	125 Enduro	08-	671 HF	▲	▲												
RX	125 Supermotard	08-	671 HF	▲	▲												
SR	125	99-	153 CT	▲				△		△							
STX	125	84-	605 HF	△													
SX	125	08-	671 HF	△	△												
TX	125	86	606 HF	△													
150	Leonardo	97- 98	149 CT	▲	▲			△	△								
150	Leonardo	99-	153 CT	▲	▲			△	△	△	△						
150	Leonardo (Grimeca cal.)	99-	108 CT	▲	▲			△	△	△	△						
150	Scarabeo	99-	108 CT	▲	▲			△	△	△	△						
150	Scarabeo, Scarabeo GT	04-	159 CT	△	△			△	△	△	△						
SR	150	00-	153 CT	▲				△		△							
200	Atlantic	03-	159 CT	▲	▲			△	△	△	△						
200	Climber	93-	519 RSI	△	△									△	△		
200	Scarabeo	07-	159 CT	△	△			△	△	△	△						
200	Scarabeo Class	10-	159 CT	△	△			△	△	△	△						
200	Scarabeo, Scarabeo GT	02	108 CT	▲	▲			△	△	△	△						

ALWAYS choose quality as **"RECOMMENDED"** / Choisissez **TOUJOURS** la qualité **"RECOMMANDÉE"**.

* = 2 sets required / 2 jeux pour l'Avant.

△ = Available quality / Qualité disponible. ▲ = Available quality mit ABE / Qualité disponible avec ABE.

▲ = Mit ABE vorne und hinten. TÜV-Abnahme entfällt (gilt nur für Scheibenbremsbeläge).



RECOMMENDED
 1xx = Scooter Pads
 5xx = Street, Off Road & Racing Pads
 2xxx = Brake Shoes



APRILIA						HF	HF	HS	LS	CT	CT	MS	MS	SI	SI	RSI	RSI	DC	RS
	200	Scarabeo, Scarabeo GT	03	108 CT	152 CT	▲	▲			△	△	△	△						
	200	Sportcity	05-	108 CT	152 CT	▲	▲			△	△	△	△						
	240	Climber	89- 90	607 HF	574 HF	△	△												
TX	240		86-	559 RSI		△											△		
	250	Atlantic ie	07-	159 MS	152 MS	△	△			△	△	△	△						
	250	Leonardo	99- 01	153 MS	152 MS	▲	▲			△	△	△	△						
	250	Leonardo	02-	153 MS	152 MS	▲	▲			△	△	△	△						
	250	Leonardo (Grimeca cal.)	99- 01	108 MS	152 MS	▲	▲			△	△	△	△						
	250	Leonardo (Grimeca cal.)	02-	108 MS	152 MS	▲	▲			△	△	△	△						
	250	Scarabeo, Scarabeo ie	06-	159 MS	152 MS	△	△			△	△	△	△						
	250	Sportcity ie	07-	108 MS*	152 MS	△	△			△	△	△	△						
	250	Tuareg Rally	86-	588 HF	519 HF	△	△												
AF1	250	Replica	90-	601 HF	506 HF	△	△												
MX	250	Cross	85	519 SI											▲		△		
RS	250		95- 96	566 HF	519 HF	▲	▲												
RS	250		97- 02	706 HF*	519 HF	▲	▲	▲	▲									△	△
RS	250	Pista	04-	706 HF*	519 HF	△	△	△	△									△	△
RX	250		86-	519 HF		▲									▲		△		
	275	Climber	89- 90	607 HF	574 HF	△	△												
	280	R, Climber	92	559 RSI	559 RSI	▲	▲										△	△	
	300	Leonardo (Grimeca cal.)	05-	108 MS	153 MS	▲	▲			△	△	△	△						
	300	Scarabeo Special	10-	159 MS	152 MS	△	△			△	△	△	△						
TX	311		86	559 RSI		△											△		
TX	312	M	88	559 RSI	559 RSI	△	△										△	△	
TXR	312	M	88	559 RSI	559 RSI	△	△										△	△	
	350	Tuareg	86-	588 HF	519 HF	△	△												
	350	Tuareg	88- 89	641 HF	519 HF	△	△												
	350	Tuareg Wind	87	588 HF	519 HF	△	△												
	350	Tuareg Wind	88	594 HF	519 HF	△	△									△		△	
	350	Tuareg Wind	90-	641 HF	586 HF	△	△									△		△	
ETX	350		- 86	588 HF	519 HF	△	△												
ETX	350		86-	605 HF	519 SI	△	△									△		△	
	400	Scarabeo ie	07-	108 MS*	152 MS	△	△			△	△	△	△						
MXV	450		09-	694 RSI	777 RSI	△									△	△	△	△	
RXV	450		06-	694 SI	790 SI	▲									▲	▲	△	△	
SXV	450		06-	842 RSI	790 RSI			▲								▲	△	△	
SXV	450	Van den Bosch Rep.	08-	695 RS	790 RSI										△		△	△	△
	500	Atlantic Left/Rear	02- 05	108 MS	152 MS	▲	▲			△	△	△	△						
	500	Atlantic Right	02- 05	179 MS		▲				△		△							
	500	Atlantic Sprint	06-	159 MS	152 MS	▲	▲			△	△	△	△						
	500	Scarabeo	03- 06	108 MS*	152 MS	▲	▲			△	△	△	△						
	500	Scarabeo Class	10-	108 MS*	152 MS	△	△			△	△	△	△						
	500	Scarabeo ie	07-	108 MS*	152 MS	△	△			△	△	△	△						
RXV	550		06-	694 SI	790 SI	▲									▲	▲	△	△	
SXV	550		06-	842 RSI	790 RSI			▲								▲	△	△	
SXV	550	Van den Bosch Rep.	08-	695 RS	790 RSI										△		△	△	△
	600	Pegaso	90-	641 HF	651 HF	△	△												
	600	Tuareg	86-	588 HF	519 HF	△	△												
	600	Tuareg	88-	641 HF	692 HF	△	△												
	600	Tuareg Wind	88	594 HF	519 HF	△	△									△		△	
	600	Tuareg Wind	90-	641 HF	692 HF	△	△									△		△	
ETX	600		86-	588 HF	519 HF	△	△												
	650	Moto	95-	674 HF	692 HF	▲	▲	▲											
	650	Pegaso	92- 94	681 HF	651 HF	△	△												
	650	Pegaso	95-	674 HF	692 HF	▲	▲	▲											
	650	Pegaso Factory	07-	842 HS	675 LS	▲	▲	▲	▲										
	650	Pegaso i.e.	01-	674 HF	675 HF	▲	▲	▲	▲										
	650	Pegaso i.e. Tuscany Tibet Raid	04-	674 HF	675 HF	△	△	△	△										
	650	Pegaso Strada	05-	706 HS	675 LS	▲	▲	▲	▲										
	650	Pegaso Trail	06-	674 HF	675 HF	▲	▲	▲	▲										
	650	Starck	96-	674 HF	692 HF	△	△	△											
SL	750	Shiver	07-	844 HS*	675 LS	▲	▲	▲	▲										
SL	750	Shiver GT	09-	844 HS*	675 LS	△	△	△	△										
SMV	750	Dorsoduro	08	706 HS*	675 HF	△	△	△	△										
SMV	750	Dorsoduro	09-	844 HS*	675 LS	△	△	△	△										
NA	850	Mana	07	844 HS*	675 LS	▲	▲	▲	▲										
NA	850	Mana	08-	844 HS*	588 HF	△	△	△											
NA	850	Mana GT	09-	844 HS*	588 HF	△	△	△											

ALWAYS choose quality as "RECOMMENDED" / Choisissez TOUJOURS la qualité "RECOMMANDÉE".

* = 2 sets required / 2 jeux pour l'Avant.

△ = Available quality / Qualité disponible. ▲ = Available quality mit ABE / Qualité disponible avec ABE.

▲ = Mit ABE vorne und hinten. TÜV-Abnahme entfällt (gilt nur für Scheibenbremsbeläge).



RECOMMENDED
 1xx = Scooter Pads
 5xx = Street, Off Road & Racing Pads
 2xxx = Brake Shoes

STREET

STREET EXCEL

MAXI CARBON

MAXI SINTER

OFF ROAD

RACING OFF ROAD

RACING ROAD RACING

			HF	HF	HS	LS	CT	CT	MS	MS	SI	SI	RSI	RSI	DC	RS
ARCTIC CAT																
	500	TRV 4x4	05-	822 ATS*	822 ATS								▲	▲	△	△
	500	TRV 4x4 (Man. Hand Brake)	03- 04	822 ATS*	822 ATS											
TRV	550		09-	822 ATS*	822 ATS								△	△	△	△
	650	H1 4x4 Aut.	05-	822 ATS*	822 ATS								▲	▲	△	△
	650	V2 4x4 Aut.	05-	822 ATS*	822 ATS								▲	▲	△	△
	650	V2 4x4 Aut. LE	05-	822 ATS*	822 ATS								▲	▲	△	△
TRV	700		09-	822 ATS*	822 ATS								△	△	△	△
	1000	Thundercat	09-	822 ATS*	822 ATS								△	△	△	△
TRV	1000		09-	822 ATS*	822 ATS								△	△	△	△
ARMSTRONG																
MX	500		86-	519 SI									▲		△	
MX	600		86-	519 SI									▲		△	
ASPES																
	125	Sintesi	88-	601 HF	519 HF								△	△		
	125	Yuma	76-	560 HF									△			
ATALA																
	25	Carosello	97-	123 HF									△			
AT10	25		97-	114 HF									△			
	50	Carosello	97-	123 HF									△			
	50	Hacker	95-	123 HF	2181								△			
	50	Skeggia	98-	114 HF									△			
AT10	50		97-	114 HF									△			
	125	Hacker	98-	123 CT									△			
ATK																
		all models	94	611 SI	611 SI								△	△	△	△
ATK	250	CC,MX	91 - 92	601 HF	519 SI*								△		△	
ATK	350	ES CC,MX,STD	91 - 92	601 HF	519 SI*								△		△	
ATK	350	GS	93-	519 SI	519 SI*								▲	▲	△	△
ATK	406	CC,MX	91 - 92	601 HF	519 SI								▲	▲	△	△
ATK	560		84 - 85	519 SI	2122								▲		△	
ATK	560		86	519 SI	532 HF								▲		△	
ATK	560		87 - 88	519 SI	559 HF								▲		△	
ATK	560		89 - 91	601 HF	607 HF								△	△		
ATK	604		91 -	601 HF	607 HF								△	△		
ATK	604	ES CC,MX,STD	91 - 92	601 HF	519 SI									△		△
ATK	604	Quadracer	90-	601 HF	607 HF								△	△		
ATK	640		93-	519 SI	519 SI*								▲	▲	△	△
BAOXIN																
BX	125	L	97-	691 HF									△			
BARIGO																
		Scooter electric	97-	105 HF	2028								△			
BATAVUS																
		Grand Prix	80-	546 HF									△			
BENELLI																
	50	49X (Quattro Nove)	08-	141 HF									△			
	50	Chrono	92 - 93	109 HF	2012								△			
	50	Chrono	94-	123 HF	2012								△			
	50	Devil	92	601 HF	595 HF								△	△		
	50	Naked	02-	143 HF	2028								△			
	50	Nemo, Quadra	94-	123 HF	2012								△			
	50	Pepe	99-	123 HF	2012								▲			
	50	Spring	92	601 HF	595 HF								△	△		
491	50	GT, Sport	98-	123 HF	2012								▲			
491	50	Naked	99-	123 HF	2012								▲			
491	50	Racing	99-	123 HF	123 HF								▲	▲	△	△
491	50	RR, -GP	00-	123 HF	123 HF								▲	▲	△	△
491	50	ST	01-	123 HF	2012								▲			
491	50	Superbike	99-	123 HF	123 HF								▲	▲	△	△
K2	50	Air	98-	123 HF	123 HF								▲	▲	△	△
K2	50	LC	99-	123 HF	123 HF								▲	▲	△	△

ALWAYS choose quality as "RECOMMENDED" / Choisissez **TOUJOURS** la qualité "RECOMMANDÉE".

* = 2 sets required / 2 jeux pour l'Avant.

△ = Available quality / Qualité disponible. ▲ = Available quality mit ABE / Qualité disponible avec ABE.

▲ = Mit ABE vorne und hinten. TÜV-Abnahme entfällt (gilt nur für Scheibenbremsbeläge).

**RECOMMENDED**

1xx = Scooter Pads
 5xx = Street, Off Road & Racing Pads
 2xxx = Brake Shoes

			RECOMMENDED		STREET		STREET EXCEL		MAXI CARBON		MAXI SINTER		OFF ROAD		RACING OFF ROAD		RACING ROAD RACING	
					HF	HF	HS	LS	CT	CT	MS	MS	SI	SI	RSI	RSI	DC	RS
BENELLI																		
K2	50	Namur	99-	123 HF	123 HF	▲	▲			△	△							
KB-X	50	Race		619 HF		△												
	100	Naked	02-	123 HF		△				△								
K2	100	Biposto	99-	123 HF		△				△								
LX	100	Pepe	02-	123 HF	2028	▲				△								
	124	T	83-	519 HF		△												
	125	2CE	76- 78	519 HF		△												
	125	Adiva	00-	123 CT	166 CT	▲	▲			△	△		△					
	125	Caffenero Left/Rear	08-	197 CT	197 CT	△	△			△	△	△	△					
	125	Caffenero Right	08-	134 CT		△				△		△						
	125	Custom	85	519 HF		△												
	125	Jarno	89	601 HF*	519 HF	△	△											
	125	Macis	10-	197 CT	197 CT	△	△			△	△	△	△					
	125	Sport		519 HF		△												
	125	T	76-	519 HF		△												
	125	TT		519 HF		△												
	125	Velvet, Velvet Touring	99-	123 CT	164 CT	▲	▲			△	△							
666	125	Born in Hell	98-	706 HF	697 HF	△	△											
BX	125		89	601 HF	519 SI	△								△		△		
BXK	125		88	519 HF	559 HF	△	△											
E	125	L.C.	85	519 HF		△												
	150	Adiva	00-	123 CT	166 CT	△	△			△	△		△					
	150	Macis	10-	197 CT	197 CT	△	△			△	△	△	△					
	150	Velvet, Velvet Touring	00-	123 CT	164 CT	△	△			△	△							
	250	2CE		519 HF		△												
	250	Caffenero Left/Rear	08-	197 MS	197 MS	△	△			△	△	△	△					
	250	Caffenero Right	08-	134 MS		△				△		△						
	250	Disc	76-	519 HF		△												
	250	Velvet, Velvet Touring	99-	123 CT	164 CT	▲	▲			△	△							
	254		83	532 HF		△												
	304		83-	519 HF		△												
	350	4T Turismo		519 HF	506 HF	△	△											
	354		78- 82	519 HF*	506 HF	△	△											
	354	Sport	83-	519 HF*	519 HF	△	△											
	400	Velvet Dusk	03-	120 CT	123 CT	△	△			△	△	△						
BX	449	Cross	07-	671 RSI	675 RSI	▲	▲							▲	▲	△	△	
BX	449	Supermotard	08-	762 RS	675 RSI	△	△								△		△	△
	500	-4	76-	519 HF*		△												
	500	4T	- 76	519 HF	506 HF	△	△											
BX	505	Enduro	08-	671 SI	675 SI	△	△							△	△	△	△	
	654	Sport	83	519 HF*	519 HF	△	△											
	750	Sei	75-	506 HF*		△												
	756	Cue	07- 09	762 HS*	730 LS	▲	▲	▲	▲									
	756	Cue	10-	706 HS*	730 LS	△	△	△	△									
	899	Trek	07-	706 HS*	730 LS	▲	▲	▲	▲									
TnT	899		07-	706 HS*	730 LS	▲	▲	▲	▲									
	900	Sei	81-	554 HF*		△												
	900	Sei	84-	506 HF*	506 HF	△	△											
	900	Tornado 3	00- 02	706 HS*	519 LS	△	△	△	△									
	900	Tornado TRE	03-	762 HS*	730 LS	△	△	△	△									
	900	Tornado TRE RS (Rad.cal)	04-	762 HS*	730 LS	△	△	△	△								△	△
TnT	1100		04	706 HS*	519 LS	△	△	△	△									
TnT	1130		05-	706 HS*	730 LS	▲	▲	▲	▲									
TnT	1130	Cafe Racer	05-	762 HS*	730 LS	▲	▲	▲	▲									
TnT	1130	Officine	07-	762 HS*	730 LS	▲	▲	▲	▲									
TnT	1130	Sport	05-	762 HS*	730 LS	▲	▲	▲	▲									
TnT	1130	Titanium	05-	762 HS*	730 LS	▲	▲	▲	▲									
TnT	1130	Trek	06-	706 HS*	730 LS	▲	▲	▲	▲									
TnT	1130	Trek Amazonas	07-	706 HS*	730 LS	▲	▲	▲	▲									
BETA																		
		AJP Caliper incl. pin/spring		188 HF		△												
ALP			90	595 HF	607 HF	△	△											
MG			83-	532 HF		△												
SR	34		89	559 HF	636 HF	△	△											
TR	34		92-	672 HF	636 HF	△	△											
TR	36		92-	672 HF	636 HF	△	△											
	50	Ark AirCooled	99- 01	123 HF		▲				△								

ALWAYS choose quality as "RECOMMENDED" / Choisissez **TOUJOURS** la qualité "RECOMMANDÉE".

* = 2 sets required / 2 jeux pour l'Avant.

△ = Available quality / Qualité disponible. ▲ = Available quality mit ABE / Qualité disponible avec ABE.

▲ = Mit ABE vorne und hinten. TÜV-Abnahme entfällt (gilt nur für Scheibenbremsbeläge).



RECOMMENDED

1xx = Scooter Pads
5xx = Street, Off Road & Racing Pads
2xxx = Brake Shoes



STREET



STREET EXCEL



MAXI CARBON



MAXI SINTER



OFF ROAD



RACING OFF ROAD



RACING ROAD RACING



BETA					HF	HF	HS	LS	CT	CT	MS	MS	SI	SI	RSI	RSI	DC	RS
	50	Ark AirCooled	02-	123 HF	▲				△									
	50	Ark K Series	97-	123 HF	▲	▲			△	△								
	50	Ark LC	99-	123 HF	▲	▲			△	△								
	50	Chrono 13	94-	123 HF	△				△									
	50	Crono 502	97-	138 HF	▲				△									
	50	Eikon	99-	105 HF	▲	▲			△	△								
	50	Eikon	04-	123 HF	△	△			△	△			△					
	50	ProRace 12/10	04-	803 HF	▲	▲												
	50	Quadra	95- 96	123 HF	▲				△									
	50	Quadra	97-	138 HF	▲				△									
	50	Rev	00-	559 HF	△	△												
	50	Squirrel	83-	532 HF	△													
	50	Super Trial	92	559 HF	△	△												
	50	Techno	96-	105 HF	△	△				△		△						
	50	Tempo	92- 96	105 HF	△				△									
	50	Tempo	97- 98	138 HF	▲				△									
	50	Tempo	99	123 HF	△				△									
	50	Tempo (13" wheels)	00-	123 HF	△				△									
	50	Tempo (16" wheels)	00-	123 HF	△				△									
AE	50	Four Twin	88-	595 HF	△													
ALP	50		91-	595 HF	△	△												
KR	50		86- 87	519 HF	△													
KR	50	Twin	88	519 HF	△	△												
MX	50	Enduro	92	607 HF	△	△												
RR	50	Enduro	99-	148 HF	▲	▲			△	△								
RR	50	Enduro	10-	168 HF	△	△			△	△								
RR	50	Enduro Alu	04- 07	120 HF	△				△			△						
RR	50	Pro Race	98-	148 HF	△	△			△	△								
RR	50	Standard	99-	148 HF	△	△			△	△								
RR	50	Supermotard	99- 03	148 HF	△	△			△	△								
RR	50	Supermotard	04- 07	105 HF	△	△			△	△								
RR	50	Supermotard	08-	168 HF	△	△			△	△								
RR	50	Supermotard Alu	04- 05	120 HF	△				△			△						
RV	50		88	595 HF	△													
RX	50		84	605 HF	△													
ST	50		97-	559 HF	△	△												
VRS	50		86-	595 HF	△													
	80	EVO	09-	802 HF	△													
	80	EVO Junior	10-	559 HF	△	△										△	△	
	80	Rev	00-	559 HF	△	△												
	125	Eikon	99- 03	105 CT	▲	▲			△	△								
	125	Eikon	04-	123 CT	△	△			△	△			△					
	125	EVO	09-	802 HF	△													
	125	Jonathan	99-	566 HF	△	△												
	125	M4	06-	774 HF	▲	△												
	125	Rev 3	00-	802 HF	△	△												
	125	TS, Custom	83-	560 HF	△													
	125	Urban	10-	774 HF	△	△												
ALP	125		99-	559 RSI	△	△												
ALP	125	4-stroke	00- 05	559 RSI	△	△										△	△	
ALP	125	4-stroke	06-	774 HF	▲	△												
RR	125	Enduro	10-	774 HF	△	△												
RR	125	Supermotard	08-	774 HF	△	△												
RX	125		84-	605 HF	△													
TR	125	32,33	86- 87	595 HF	△													
TR	125	34	88	595 HF	△	△												
TR	125	34,35	89- 90	559 RSI	△	△										△	△	
TRIAL	125		97-	559 RSI	△	△										△		
	150	Eikon	99- 03	105 CT	▲	▲			△	△								
	150	Eikon	04-	123 CT	△	△			△	△			△					
R	150		10-	814 HF	△													
	200	EVO	09-	802 HF	△													
	200	Urban	10-	774 HF	△	△												
ALP	200	4-stroke	00- 05	559 RSI	△	△										△	△	
ALP	200	4-stroke	06-	774 HF	▲	△												
	240	Super Trial	92	559 RSI	△	△												
ALP	240		92	559 RSI	△	△										△		
ALP	240		96-	559 RSI	△	△										△	△	

ALWAYS choose quality as "RECOMMENDED" / Choisissez **TOUJOURS** la qualité "RECOMMANDÉE".

* = 2 sets required / 2 jeux pour l'Avant.

△ = Available quality / Qualité disponible. ▲ = Available quality mit ABE / Qualité disponible avec ABE.

▲ = Mit ABE vorne und hinten. TÜV-Abnahme entfällt (gilt nur für Scheibenbremsbeläge).



RECOMMENDED

1xx = Scooter Pads
5xx = Street, Off Road & Racing Pads
2xxx = Brake Shoes



STREET

EXCEL



MAXI

CARBON



MAXI

SINTER



OFF ROAD



RACING

OFF ROAD



RACING

ROAD RACING



BETA			595 HF	105 CT	HF	HF	HS	LS	CT	CT	MS	MS	SI	SI	RSI	RSI	DC	RS
TR	240	33	86 - 88	595 HF		△												
	250	Eikon	99 -	105 CT	105 CT	△	△			△	△							
	250	EVO (2 stroke & 4 stroke)	09 -	802 HF		△												
	250	Rev 3	00 -	802 HF	802 HF	△	△											
	250	Techno	96 -	559 RSI	559 RSI	△	△								△	△		
	250	Techno	99 -	559 RSI	559 RSI	△	△								△	△		
	250	Zero	91 -	559 RSI	636 HF	△	△								△			
ALP	250		92 -	559 RSI	636 HF	△	△								△			
ALP	250		97 -	559 RSI	559 RSI	△	△								△	△		
CR	250		83 -	519 SI		▲								▲	△			
RR	250	Enduro	05 -	694 SI	790 SI	▲								▲	▲	△	△	
	260	Synt	92 -	595 HF	636 HF	△	△											
	260	Zero	91 -	559 RSI	636 HF	△	△								△			
ALP	260		96 -	559 RSI	519 RSI	△	△								△	△		
TR	260	34	86 - 88	595 HF	607 HF	△	△											
TR	260	34,35,ZERO	89 - 92	559 RSI	636 HF	△	△								△			
	270	Rev 3	00 -	802 HF	802 HF	△	△											
	290	EVO	09 -	802 HF		△												
	300	EVO	09 -	802 HF		△												
	350	4.0 Motard	04 -	566 RSI	574 RSI	△	△	△							△	△	△	
	350	Euro	99 -	566 HF	675 HF	△	△											
	350	Jonathan	02 -	566 HF	675 HF	△	△											
	350	M4	06 -	566 HF	861 HF	▲	△	▲										
ALP	350	4.0	04 - 05	774 HF	574 RSI	△	△								△		△	
ALP	350	4.0	06 -	774 HF	861 HF	▲	△											
RR	400	Enduro	05 -	694 SI	790 SI	▲								▲	▲	△	△	
RR	450	Enduro	05 -	694 SI	790 SI	▲								▲	▲	△	△	
	500	GS, RV	84 -	519 HF		△												
RR	525	Enduro	05 -	694 SI	790 SI	▲								▲	▲	△	△	
BIMOTA																		
		all models	82 - 88	506 HF*	506 HF	△	△											
		Furano	92 -	566 HF*	519 HF	△	△											
1D		Tesi	93 -	566 HF*	519 HF	△	△											
SB3		D	83 -	506 HF*	506 HF	▲	▲											
YB7	400		89 -	566 HF*	519 HF	△	△											
	500	Vdue	97 -	566 HF*	519 HF	△	△	△	△									△
	600	Bellaria	91 -	566 HF*	519 HF	△	△											△
YB9	600	SRI	97 -	566 HF*	519 HF	△	△	△	△									△
	650	Supermono	97 -	566 HF*	519 HF	△	△	△	△									△
SB7	750		96 -	566 HF*	519 HF	△	△											
YB4	750		89 -	566 HF*	519 HF	△	△											
1D	851	Tesi	91 -	566 HF*	519 HF	△	△											
	900	Mantra	97 -	566 HF*	519 HF	△	△											
DB2	900		92 -	566 HF*	519 HF	△	△											
DB4	900		99 -	706 HS*	519 LS	▲	▲	▲	▲									
1D	906	Tesi	91 -	566 HF*	519 HF	△	△											
2D	1000	Tesi	04 - 06	566 HS*	519 LS	△	△	△	△									
DB5	1000	Mille (Rad.cal)	05 -	762 HS*	730 LS	▲	▲	▲	▲									△
DB5	1000	S (Rad.cal)	07 -	762 HS*	730 LS	▲	▲	▲	▲									△
DB6	1000	Delirio (Rad.cal)	07 -	762 HS*	730 LS	▲	▲	▲	▲									△
SB8	1000	R	98 -	706 HS*	519 LS	▲	▲	▲	▲									△
SB8K	1000		06 -	706 HS*	519 LS	▲	▲	▲	▲									△
SB8K	1000	Santamonica	07 -	762 HS*	519 LS	▲	▲	▲	▲									△
YB11	1000		97 -	566 HF*	519 HF	△	△	△	△									△
YB6	1000		89 -	566 HF*	519 HF	△	△											△
YB8	1000		90 -	566 HF*	519 HF	△	△											△
	1002	Dieci	91 -	566 HF*	519 HF	△	△											△
DB7	1098	(Rad.cal)	08 -	762 HS*	730 LS	△	△	△	△									△
DB7	1099	(Rad.cal)	09 -	841 HS*	519 LS	△	△	△	△									△
3D	1100	Tesi (Rad.cal)	07 -	762 HS*	730 LS	▲	▲	▲	▲									△
DB6R	1100	Delirio (Rad.cal)	08 -	762 HS*	730 LS	▲	▲	▲	▲									△
SB6	1100		97 -	566 HF*	519 HF	△	△	△	△									△
BLATA																		
	125	Enduro	07 -	821 HS	559 HF		▲	▲										
	125	Motard	07 -	821 HS	559 HF		▲	▲										

ALWAYS choose quality as "RECOMMENDED" / Choisissez TOUJOURS la qualité "RECOMMANDÉE".

* = 2 sets required / 2 jeux pour l'Avant.

△ = Available quality / Qualité disponible. ▲ = Available quality mit ABE / Qualité disponible avec ABE.

▲ = Mit ABE vorne und hinten. TÜV-Abnahme entfällt (gilt nur für Scheibenbremsbeläge).



RECOMMENDED

1xx = Scooter Pads
5xx = Street, Off Road & Racing Pads
2xxx = Brake Shoes

			RECOMMENDED		STREET		STREET EXCEL		MAXI CARBON		MAXI SINTER		OFF ROAD		RACING OFF ROAD		RACING ROAD RACING	
BMW					HF	HF	HS	LS	CT	CT	MS	MS	SI	SI	RSI	RSI	DC	RS
	125	C1	00-	176 CT	175 CT	▲	▲		△	△								
	200	C1	02-	176 CT	175 CT	▲	▲		△	△								
G	450	Enduro	08-	671 SI	791 SI	△								△	△	△	△	
G	450	SMR	09-	762 RS	791 RSI	△	△									△		△
R45	450		78- 80	527 HF*	2139	▲												
R45	450		80-	527 HF*	2140	▲												
R60	600	Series	74- 80		2139													
R60/7	600		76- 77	520 HF	2139	▲												
F	650	, ST	94- 00	674 HF	675 HF	△	△											
F	650	CS Scarver	02- 06	674 HS	675 LS	▲	▲	▲	▲									
F	650	GS	08-	674 HS	675 LS	△	△	△	△									
F	650	GS Dakar	01- 07	674 HF	675 HF	▲	▲											
F	650	GS, Rallye	01- 07	674 HF	675 HF	▲	▲											
G	650	Xchallenge	07-	674 HS	675 LS	▲	▲	▲	▲									
G	650	Xcountry	07-	674 HS	675 LS	▲	▲	▲	▲									
G	650	Xmoto	07-	706 HS	675 LS	▲	▲	▲	▲									
R65	650		78- 80	527 HF	2139	▲												
R65	650		80-		2140													
R65	650		86-		2140													
R65	650	GS	87-	506 HF	2140	▲												
R65	650	GS	91-	506 HS		▲		▲										
R65	650	LS	82-	506 HF*	2141	▲												
R65/1	650		86-	554 HF*	506 HF	▲	▲											
R70	700	Series	74- 80		2139													
K75	750		90	640 HS	506 LS	▲	▲	▲	▲									
K75	750	C	85-	506 HF*	2140	▲												
K75	750	RT	91-	640 HS*	506 LS	▲	▲	▲	▲									
K75	750	S, C	85-	506 HF*	506 HF	▲	▲											
R75	750		86-		2140													
R75/6	750		74- 76	520 HF	2139	▲												
R75/7	750		76- 77	520 HF	2139	▲												
	800	Touring	87-		2140													
F	800	GS	08-	674 HS*	675 LS	△	△	△	△									
F	800	R	09-	706 HS*	675 LS	△	△	△	△									
F	800	S	06-	706 HS*	675 LS	▲	▲	▲	▲									
F	800	ST	06-	706 HS*	675 LS	▲	▲	▲	▲									
R80	800		- 81		2139													
R80	800		85	506 HF	2140	▲												
R80	800		86-		2140													
R80	800	G/S P.-D.	86	506 HF	2140	▲												
R80	800	GS	81-	506 HF	2140	▲												
R80	800	GS	91-	506 HS	2140	▲		▲										
R80	800	GS Mystic	91-	554 HS*	2140	▲		▲										
R80	800	GS Paris Dakar	88-	554 HS		▲		▲										
R80	800	R	91-	644 HS*	506 LS	▲	▲	▲	▲									
R80	800	R	93-	640 HS	2143	△		△										
R80	800	RT	83	506 HF*	2140	▲												
R80	800	RT	85	554 HF*	2140	▲												
R80/7	800		77- 78	520 HF	2139	▲												
R80/7	800		79- 81	520 HF	506 HF	▲	▲											
R	850	C	99-	703 HS*	742 LS	▲	▲	▲	▲									
R	850	GS	99-	703 HS*	742 LS	▲	▲	▲	▲									
R	850	R	96-	703 HS*	742 LS	▲	▲	▲	▲									
R	850	R	03-	778 HS*	742 LS	▲	▲	▲	▲									
R	850	RT	98- 00	703 HS*	675 LS	▲	▲	▲	▲									
R	850	RT With Integral ABS	01-	796 HS*	742 LS	▲	▲	▲	▲									
R90	900	S	73- 76	520 HF*	2139	▲												
R90	900	Series	74- 80		2139													
R90/6	900		73- 76	520 HF	2139	▲												
K1	1000		89	644 HS*	506 LS	▲	▲	▲	▲									
K100	1000	LT	87	506 HF*	506 HF	▲	▲											
K100	1000	LT	92-	644 HS*	506 LS	▲	▲	▲	▲									
K100	1000	LT ABS	89	640 HS*	506 LS	▲	▲	▲	▲									
K100	1000	RS	90-	644 HS*	506 LS	▲	▲	▲	▲									
K100	1000	RS ABS	88- 89	640 HS*	506 LS	▲	▲	▲	▲									
K100	1000	RS, RT	83-	506 HF*	506 HF	▲	▲											
R100	1000		- 81		2139													
R100	1000		81-	506 HF*	506 HF	▲	▲											

ALWAYS choose quality as **"RECOMMENDED"** / Choisissez **TOUJOURS** la qualité **"RECOMMANDÉE"**.

* = 2 sets required / 2 jeux pour l'Avant.

△ = Available quality / Qualité disponible. ▲ = Available quality mit ABE / Qualité disponible avec ABE.

▲ = Mit ABE vorne und hinten. TÜV-Abnahme entfällt (gilt nur für Scheibenbremsbeläge).



RECOMMENDED

1xx = Scooter Pads
5xx = Street, Off Road & Racing Pads
2xxx = Brake Shoes



BMW				RECOMMENDED		STREET		STREET EXCEL		MAXI CARBON		MAXI SINTER		OFF ROAD		RACING OFF ROAD		RACING ROAD RACING		
						HF	HF	HS	LS	CT	CT	MS	MS	SI	SI	RSI	RSI	DC	RS	
R100	1000	all models	81 -		2140															
R100	1000	CS,RS, RT	81 -	506 HF*	506 HF	▲	▲													
R100	1000	GS	87 -	554 HF	2140	▲														
R100	1000	GS Mystic	91 -	554 HS*	2140	▲		▲												
R100	1000	R	91 -	644 HS*	506 LS	▲	▲	▲	▲											
R100	1000	R	92 -	644 HS*	2143	▲		▲												
R100	1000	RS	76- 77	520 HF*	506 HF	▲	▲													
R100	1000	RS	78- 80	520 HF*	506 HF	▲	▲													
R100	1000	RS	93 -	640 HS*	506 LS	▲	▲	▲	▲											
R100	1000	RT	91 -	554 HS*	506 LS	▲	▲	▲	▲											
R100	1000	S	76- 77	520 HF*	2139	▲														
R100	1000	S	78- 80	520 HF*	506 HF	▲	▲													
R100	1000	T	79 -	520 HF*	506 HF	▲	▲													
R100/7	1000		78- 80	520 HF	2139	▲														
S	1000	RR	09 -	870 HS*	675 LS		△	△	△										△	△
K1100	1100	LT/SE	92 -	644 HS*	506 LS	▲	▲	▲	▲											
K1100	1100	RS	93 -	644 HS*	506 LS	▲	▲	▲	▲											
R	1100	GS	99	703 HS*	742 LS	▲	▲	▲	▲											
R	1100	R	99 -	703 HS*	742 LS	▲	▲	▲	▲											
R	1100	RT	95 -	703 HS*	742 LS	▲	▲	▲	▲											
R	1100	S	99- 00	703 HS*	742 LS	▲	▲	▲	▲											
R	1100	S With Integral ABS	01 -	778 HS*	742 LS	▲	▲	▲	▲											△
R	1100	S Without Integral ABS	01 -	796 HS*	742 LS	▲	▲	▲	▲											△
R1100	1100	GS	94 -	703 HS*	742 LS	▲	▲	▲	▲											
R1100	1100	RS	93	644 HS*	506 LS	▲	▲	▲	▲											
R1100	1100	RS	94 -	703 HS*	506 LS	△	△	△	△											
R	1150	GS	00- 01	703 HS*	742 LS	▲	▲	▲	▲											
R	1150	GS, GS Adventurer	02 -	796 HS*	742 LS	▲	▲	▲	▲											
R	1150	R	01 -	778 HS*	742 LS	▲	▲	▲	▲											
R	1150	R Rockster	03 -	778 HS*	742 LS	▲	▲	▲	▲											
R	1150	RS	01 -	778 HS*	742 LS	▲	▲	▲	▲											
R	1150	RT With Integral ABS	01 -	796 HS*	742 LS	▲	▲	▲	▲											
	1200	HP2 Enduro	06 -	674 HS*	671 LS	▲	▲	▲	▲											
	1200	HP2 Megamoto	07 -	796 HS*	742 LS	▲	▲	▲	▲											
	1200	HP2 Sport	08 -	841 HS*	671 LS		▲	▲	▲										△	△
K	1200	GT With Integral ABS	02- 08	796 HS*	506 LS	▲	▲	▲	▲											
K	1200	LT	99- 00	703 HS*	746 HF	▲	▲	▲												
K	1200	LT With Integral ABS	01 -	778 HS*	746 HF	▲	▲	▲												
K	1200	R	05- 08	778 HS*	742 LS	▲	▲	▲	▲											△
K	1200	R Sport	07 -	778 HS*	742 LS	▲	▲	▲	▲											△
K	1200	RS	97- 00	703 HS*	506 LS	▲	▲	▲	▲											
K	1200	RS	01- 02	796 HS*	506 LS	▲	▲	▲	▲											
K	1200	RS	03 -	796 HS*	506 LS	▲	▲	▲	▲											
K	1200	S	05- 08	796 HS*	742 LS	▲	▲	▲	▲											
R	1200	C	98- 02	703 HS*	742 LS	▲	▲	▲	▲											
R	1200	C Classic	03- 04	778 HS*	742 LS	△	△	△	△											
R	1200	C Independent	03 -	778 HS*	742 LS	△	△	△	△											
R	1200	C Montauk	04 -	778 HS*	742 LS	△	△	△	△											
R	1200	CL	03 -	778 HS*	746 HF	▲	▲	▲												
R	1200	GS	04 -	796 HS*	742 LS	△	△	△	△											
R	1200	R	07 -	778 HS*	742 LS	▲	▲	▲	▲											
R	1200	RT	06 -	796 HS*	742 LS	▲	▲	▲	▲											
R	1200	S	06 -	796 HS*	742 LS	▲	▲	▲	▲											
R	1200	ST	06 -	796 HS*	742 LS	▲	▲	▲	▲											
K	1300	GT	09 -	796 HS*	742 LS	△	△	△	△											
K	1300	R	09 -	778 HS*	742 LS	△	△	△	△											△
K	1300	S	09 -	796 HS*	742 LS	△	△	△	△											
BOMBARDIER																				
	50	Quest	03- 04	2048	2041															
DS	50		02- 06	2048	2041															
	90	Quest	03- 04	2048	2041															
DS	90		02- 06	2048	2041															
	200	Rally 2x4	03- 04	544 SI*											△			△		
	200	Rally 2x4	05- 06	544 SI*	546 SI										▲	▲	△	△		
DS	250	Left/Rear	06	754 SI	754 SI										▲	▲	△	△		
DS	250	Right	06	767 SI											▲	▲	△	△		
	330	Outlander Left/Rear	04- 06	754 SI	754 SI										▲	▲	△	△		

ALWAYS choose quality as **"RECOMMENDED"** / Choisissez **TOUJOURS** la qualité **"RECOMMANDÉE"**.

* = 2 sets required / 2 jeux pour l'Avant.

△ = Available quality / Qualité disponible. ▲ = Available quality mit ABE / Qualité disponible avec ABE.

▲ = Mit ABE vorne und hinten. TÜV-Abnahme entfällt (gilt nur für Scheibenbremsbeläge).



RECOMMENDED

1xx = Scooter Pads
5xx = Street, Off Road & Racing Pads
2xxx = Brake Shoes



STREET



STREET EXCEL



MAXI CARBON



MAXI SINTER



OFF ROAD



RACING OFF ROAD



RACING ROAD RACING



BOMBARDIER					HF	HF	HS	LS	CT	CT	MS	MS	SI	SI	RSI	RSI	DC	RS
330	Outlander Right	03-06	767 SI											▲	△			
400	Outlander Left/Rear	03-06	754 SI	754 SI									▲	▲	△	△		
400	Outlander Right	03-06	767 SI										▲		△			
400	Outlander Max Left/Rear	03-06	754 SI	754 SI									△	△	△	△		
400	Outlander Max Right	03-06	767 SI										△		△			
500	Quest Left/Rear	02-06	754 SI	754 SI									▲	▲	△	△		
500	Quest Right	02-06	767 SI										▲		△			
500	Traxter 4x4	99-00	730 HF*	730 HF	▲	▲												
500	Traxter 4x4 Left/Rear	01-06	754 SI	754 SI									▲	▲	△	△		
500	Traxter 4x4 Right	01-06	767 SI										▲		△			
500	Traxter Max Left/Rear	03-05	754 SI	767 SI									△	△	△	△		
500	Traxter Max Right	03-05	767 SI										△		△			
650	Quest Left/Rear	02-06	754 SI	754 SI									▲	▲	△	△		
650	Quest Right	02-06	767 SI										▲		△			
650	Quest Max Left/Rear	03-06	754 SI	767 SI									△	△	△	△		
650	Quest Max Right	03-06	767 SI										△		△			
650	Traxter Max Left/Rear	03-05	754 SI	767 SI									△	△	△	△		
650	Traxter Max Right	03-05	767 SI										△		△			
DS	650 Left/Rear	01-06	754 SI	754 SI									▲	▲	△	△		
DS	650 Right	01-06	767 SI										▲		△			
800	Outlander Left/Rear	06	754 SI	754 SI									▲	▲	△	△		
800	Outlander Right	06	767 SI										▲		△			
800	Outlander XT Left/Rear	06	754 SI	754 SI									▲	▲	△	△		
800	Outlander XT Right	06	767 SI										▲		△			
BORILE																		
B	500 CR, MT	02-	566 HF	675 HF	△	△												
BS VILLA																		
AX	50	93-	111 HF	2012	△				△									
GZ	50	93-	111 HF	2012	△				△									
ZX	50	93-	115 HF	2057	△				△									
BUELL																		
	all models	94-97	658 HF	692 HF	△	△												
	500 Blast	01-	627 HF	614 HF	△	△												
XB9R	984 Firebolt	02-	795 HS	614 LS	▲	▲	▲	▲										△
XB9S	984 Lightning	03-	795 HS	614 LS	▲	▲	▲	▲										△
XB9SX	984 CityX	05-	795 HS	614 LS	▲	▲	▲	▲										△
	1125 CR	09-	856 HS	857 LS			△	△										△
	1125 R	08-	856 HS	857 LS			△	△										△
M2	1200 Cyclone	98-02	676 HS	614 LS	▲	▲	▲	▲										
RS	1200		658 HF	692 HF	△	△												
S1	1200 Lightning	98-02	676 HS	614 LS	▲	▲	▲	▲										
S1	1200 Whitelighting	98-02	676 HS	614 LS	▲	▲	▲	▲										
S3	1200 Thunderbolt	98-02	676 HS	614 LS	▲	▲	▲	▲										
X1	1200 Lightning	01-02	676 HS	614 LS	▲	▲	▲	▲										
XB12R	1200 Firebolt	04-08	795 HS	614 LS	▲	▲	▲	▲										△
XB12R	1200 Firebolt	09-	856 HS	614 LS			△	△	△									△
XB12S	1200 Lightning	04-08	795 HS	614 LS	▲	▲	▲	▲										△
XB12Scg	1200 Lightning	06-08	795 HS	614 LS	△	△	△	△										
XB12Scg	1200 Lightning	09-	856 HS	614 LS			△	△	△									
XB12Ss	1200 Lightning Long	06-08	795 HS	614 LS	▲	▲	▲	▲										△
XB12Ss	1200 Lightning Long	09-	856 HS	614 LS			△	△	△									
XB12STT	1200 Super TT	07-	795 HS	614 LS	▲	▲	▲	▲										
XB12X	1200 Ulysses	06-	795 HS	614 LS	▲	▲	▲	▲										
BULTACO																		
	50 Astro	01-	148 HF	105 HF	△	△			△	△								
	50 Lobito	99-	148 HF	105 HF	△	△			△	△								
CAGIVA																		
	AJP Caliper incl. pin/spring		188 HF		△													
50	Blues	89	108 HF	106 HF	△	△			△	△	△							
50	City	92-94	115 HF	2012	△				△									
50	City	95-	140 HF	2012	▲				△									
50	City	08-	111 HF		△				△									
50	Cocis	88-	138 HF	106 HF	△	△			△	△								

ALWAYS choose quality as "RECOMMENDED" / Choisissez TOUJOURS la qualité "RECOMMANDÉE".

* = 2 sets required / 2 jeux pour l'Avant.

△ = Available quality / Qualité disponible. ▲ = Available quality mit ABE / Qualité disponible avec ABE.

▲ = Mit ABE vorne und hinten. TÜV-Abnahme entfällt (gilt nur für Scheibenbremsbeläge).



RECOMMENDED

1xx = Scooter Pads
5xx = Street, Off Road & Racing Pads
2xxx = Brake Shoes



STREET

EXCEL



MAXI

CARBON



MAXI

SINTER



OFF ROAD



RACING

OFF ROAD



RACING

ROAD RACING



CAGIVA					HF	HF	HS	LS	CT	CT	MS	MS	SI	SI	RSI	RSI	DC	RS
50	Cocis	89	519 HF	519 HF	△	△												
50	Corsa	98-	105 HF		△				△									
50	Cucciolo	97-	138 HF		△				△									
50	Lucky Explorer	88-	519 HF	574 HF	▲	▲							▲		△			
50	Mantis	99-	105 HF	2181	△				△									
50	Mito	99-	103 HF	105 HF	△	△			△	△								
50	Nag	08-	141 HF		△				△									
50	Nuvola	00-	138 HF		△				△									
50	Prima	92-	519 HF	519 HF	△	△												
50	Prima	93-	672 HF	680 HF	△	△												
50	Progress	98-	105 HF		△				△									
50	Super City	93-	641 HF	519 HF	△	△												
50	Supercity	92	519 HF	519 HF	△	△												
50	W 4	92	519 HF	519 HF	△	△												
WMX	50	89-	608 HF	651 HF	△	△												
	80 City	93-	126 HF	117 HF	△	△			△	△								
	80 Cocis	91-	519 HF	574 HF	△	△												
	80 Prima	92-	672 HF	680 HF	△	△												
	80 Super City	94-	641 HF	519 HF	△	△												
	80 Supercity	92- 93	519 HF	519 HF	△	△												
	80 W 4	92-	519 HF	519 HF	△	△												
LR	80	83-	519 HF		△													
SST	80	83-	519 HF		△													
SXT	80	83-	519 HF		△													
	110 Passing	94-	611 HF		△													
	125 Aletta Electra	83- 86	574 HF		△													
	125 Aletta Electra	87-	519 HF		△													
	125 Aletta Oro		574 HF	574 HF	△	△												
	125 Aletta Oro	86-	519 HF*	519 HF	△	△												
	125 Blues		588 HF	519 HF	△	△												
	125 Blues	93-	519 HF	519 HF	△	△												
	125 Brillo	08-	723 HF		△													
	125 Cross	86-	608 SI	692 SI	▲	▲							▲	▲	△	△		
	125 Cruiser		608 HF	574 HF	△	△												
	125 Cruiser	88-	594 HF	519 HF	△	△												
	125 Cucciolo	00-	138 CT		△				△									
	125 Dakar	86	519 HF		▲								▲		△			
	125 E2	86-	574 HF		△													
	125 Elefant	81-	574 HF		△													
	125 Elefantre	87-	519 HF		▲								▲		△			
	125 Enduro	86-	519 HF		▲								▲		△			
	125 Freccia	89	608 HF	519 HF	△	△												
	125 Freccia C 12 R	91-	641 HF	519 HF	△	△												
	125 Mito	91- 92	641 HF	519 HF	△	△												
	125 Mito	93-	566 HF	519 HF	△	△												
	125 Nuvola	00-	138 CT		△				△									
	125 Planet	97-	566 HF	519 HF	▲	▲												
	125 Raptor	03-	566 HF	519 HF	△	△	△	△										
	125 Roadster	94-	588 HF		△													
	125 Roadster	96-	588 HF		△													
	125 SST	81-	574 HF		△													
	125 Stella	97-	103 CT		△				△									
	125 Supercity	92-	608 HF	519 HF	△	△												
	125 Tamanaco		608 HF	574 HF	△	△												
	125 Tamanaco	89	608 HF	519 HF	△	△												
	125 W 8	92- 95	519 HF	519 HF	△	△												
	125 W 8	96-	641 HF	692 HF	▲	▲												
	125 WSTX Aletta Rossa	83-	574 HF		△													
K7	125	91-	641 HF	519 HF	△	△												
N1	125	96-	641 HF	519 HF	△	△												
N90	125	91-	641 HF	574 HF	△	△												
WMX	125	88	608 SI		▲								▲		△			
WMX	125	89- 90	608 SI	692 SI	▲	▲							▲	▲	△	△		
WMX	125 GP-Replica	86-	519 SI		▲								▲		△			
WRX	125		519 HF		▲								▲		△			
	200 Aletta Electra	83-	574 HF		△													
	200 Cross	83-	574 HF		△													
	200 Elefant	86-	519 HF		▲								▲		△			

ALWAYS choose quality as **"RECOMMENDED"** / Choisissez **TOUJOURS** la qualité **"RECOMMANDÉE"**.

* = 2 sets required / 2 jeux pour l'Avant.

△ = Available quality / Qualité disponible. ▲ = Available quality mit ABE / Qualité disponible avec ABE.

▲ = Mit ABE vorne und hinten. TÜV-Abnahme entfällt (gilt nur für Scheibenbremsbeläge).


RECOMMENDED

1xx = Scooter Pads
 5xx = Street, Off Road & Racing Pads
 2xxx = Brake Shoes


STREET

STREET EXCEL

MAXI CARBON

MAXI SINTER

OFF ROAD

RACING OFF ROAD

RACING ROAD RACING


CAGIVA						HF	HF	HS	LS	CT	CT	MS	MS	SI	SI	RSI	RSI	DC	RS	
	200	Roadster	96-	588 HF		△														
	250	Cross	86-	608 SI		▲														
MXR	250		82-	519 HF		△									▲		△			
SST	250	Ala Verde	81-	519 HF		△														
WMX	250		88	608 SI		▲									▲		△			
WMX	250		89- 90	608 SI	692 SI	▲	▲								▲	▲	△	△		
WMX	250	GP	82	519 SI		▲									▲		△			
	350	Alazzurra	85-	519 HF	519 HF	△	△													
	350	Alazzurra	87-	519 HF*	519 HF	△	△													
	350	Elefant	86-	594 HF	519 HF	△	△									△		△		
	350	W 12	92-	641 HF	519 HF	△	△													
SST	350		83-	519 HF		△														
SST	350	Ala Verde	81-	519 HF		△														
SXT	350	Ala Rosa	82-	519 HF		△														
T4	350	E	87-	519 HF		△														
T4	350	R	87-	519 HF	2026	△														
MXR	400		82-	519 HF		△														
	500	Canyon	99-	647 HS	638 LS	△	△	△	△											
	500	Mito	07	566 HS	519 LS	▲	▲	▲	▲										△	△
	500	River	00-	566 HF	519 HF	△	△													
MXR	500		82-	519 HF		△														
T4	500	E	87-	519 HF	2026	△														
WMX	500		85- 86	519 SI		▲									▲		△			
WMX	500	Cross	87	519 SI	519 SI	▲	▲								▲	▲	△	△		
SP	525	Mito	08-	566 HS	519 LS	△	△	△	△										△	△
	600	Canyon	95-	611 HS	638 LS	▲	▲	▲	▲											
	600	River	94-	566 HF	519 HF	△	△													
	600	W 16	95-	641 HF	692 HF	▲	▲													
	650	Alazzurra		519 HF	519 HF	△	△													
	650	Alazzurra	85-	560 HF*	560 HF	△	△													
	650	Elefant	86-	594 HF	519 HF	△	△									△		△		
	650	Raptor	01-	706 HS*	730 LS	△	△	△	△											
	650	V-Raptor	01-	706 HS*	730 LS	△	△	△	△											
	750	Elefant	88	519 HF	519 HF	△	△													
	750	Elefant Bifaro	90-	594 HF	641 HF	△	△													
	750	Lucky Explorer	88	594 HF	519 HF	△	△													
	900	Canyon I.E.	97-	647 HS	638 LS	▲	▲	▲	▲											
	900	Elefant	93-	671 HF*	671 HF	△	△													
	900	Elefant I.E.	91-	647 HS	638 LS	△	△	△	△											
	900	Gran Canyon	99-	627 HS*	638 LS	▲	▲	▲	▲											
	1000	Navigator, T	00-	627 HS*	638 LS	▲	▲	▲	▲											
	1000	Raptor	00-	706 HS*	730 LS	▲	▲	▲	▲											
	1000	V-Raptor	00-	706 HS*	730 LS	△	△	△	△											
	1000	X3 Raptor	04-	762 HS*	730 LS	△	△	△	△											
	1000	X-Raptor	03-	762 HS*	730 LS	△	△	△	△											
	1000	Xtra Raptor	02-	706 HS*	730 LS	△	△	△	△											
CAN-AM																				
DS	50		07-	2048	2041															
DS	70		08-	2048	2041															
DS	90		07-	2048	2041															
DS	90	X	08-	544 SI*	544 SI										△	△	△	△		
	200	ASE	86-	519 SI		▲									▲		△			
	250	ASE	86-	519 SI		▲									▲		△			
	250	MX LC	86-	519 SI		▲									▲		△			
DS	250		08-	810 SI*	810 SI										△	△	△	△		
	350	ASE	86-	519 SI		▲									▲		△			
	400	Outlander EFi Left/Rear	09-	754 SI	767 SI										△	△	△	△		
	400	Outlander EFi Right	09-	767 SI											△		△			
	400	Outlander MAX STD Left/Rear	07-	754 SI	767 SI										△	△	△	△		
	400	Outlander MAX STD Right	07-	767 SI											△		△			
	400	Outlander MAX XT Left/Rear	07-	754 SI	767 SI										△	△	△	△		
	400	Outlander MAX XT Right	07-	767 SI											△		△			
	400	Outlander STD Left/Rear	07-	754 SI	767 SI										△	△	△	△		
	400	Outlander STD Right	07-	767 SI											△		△			
	400	Outlander XT Left/Rear	07-	754 SI	767 SI										△	△	△	△		
	400	Outlander XT Right	07-	767 SI											△		△			
	406	ASE	87-	519 SI		▲									▲		△			

ALWAYS choose quality as "RECOMMENDED" / Choisissez TOUJOURS la qualité "RECOMMANDÉE".

* = 2 sets required / 2 jeux pour l'Avant.

△ = Available quality / Qualité disponible. ▲ = Available quality mit ABE / Qualité disponible avec ABE.

▲ = Mit ABE vorne und hinten. TÜV-Abnahme entfällt (gilt nur für Scheibenbremsbeläge).

**RECOMMENDED**
 1xx = Scooter Pads
 5xx = Street, Off Road & Racing Pads
 2xxx = Brake Shoes
**STREET**
**STREET EXCEL**
**MAXI CARBON**
**MAXI SINTER**
**OFF ROAD**
**RACING OFF ROAD**
**RACING ROAD RACING**
**CAN-AM**

			HF	HF	HS	LS	CT	CT	MS	MS	SI	SI	RSI	RSI	DC	RS
DS	450	08 -											△			△
	500 ASE	86 -	519 SI	642 SI								▲		△		
	500 MX	86 -	519 SI									▲		△		
	500 Outlander MAX STD Left/Rear	07 -	754 SI	767 SI								△	△	△	△	
	500 Outlander MAX STD Right	07 -	767 SI									△		△		
	500 Outlander MAX XT Left/Rear	07 -	754 SI	767 SI								△	△	△	△	
	500 Outlander MAX XT Right	07 -	767 SI									△		△		
	500 Outlander STD Left/Rear	07 -	754 SI	767 SI								△	△	△	△	
	500 Outlander STD Right	07 -	767 SI									△		△		
	500 Outlander XT Left/Rear	07 -	754 SI	767 SI								△	△	△	△	
	500 Outlander XT Right	07 -	767 SI									△		△		
	500 Renegade Left/Rear	08 -	754 SI	767 SI								△	△	△	△	
	500 Renegade Right	08 -	767 SI									△		△		
	560 Sonic	86 -	519 SI									▲		△		
	650 Outlander MAX STD Left/Rear	07 -	754 SI	767 SI								▲	△	△	△	
	650 Outlander MAX STD Right	07 -	767 SI									△		△		
	650 Outlander MAX XT Left/Rear	07 -	754 SI	767 SI								△	△	△	△	
	650 Outlander MAX XT Right	07 -	767 SI									△		△		
	650 Outlander STD Left/Rear	07 -	754 SI	767 SI								△	△	△	△	
	650 Outlander STD Right	07 -	767 SI									△		△		
	650 Outlander XT Left/Rear	07 -	754 SI	767 SI								△	△	△	△	
	650 Outlander XT Right	07 -	767 SI									△		△		
	800 Outlander MAX LTD Left/Rear	07 -	754 SI	767 SI								△	△	△	△	
	800 Outlander MAX LTD Right	07 -	767 SI									△		△		
	800 Outlander MAX STD Left/Rear	07 -	754 SI	767 SI								△	△	△	△	
	800 Outlander MAX STD Right	07 -	767 SI									△		△		
	800 Outlander MAX XT Left/Rear	07 -	754 SI	767 SI								△	△	△	△	
	800 Outlander MAX XT Right	07 -	767 SI									△		△		
	800 Outlander STD Left/Rear	07 -	754 SI	767 SI								▲	▲	△	△	
	800 Outlander STD Right	07 -	767 SI									▲		△		
	800 Outlander XT Left/Rear	07 -	754 SI	767 SI								△	△	△	△	
	800 Outlander XT Right	07 -	767 SI									△		△		
	800 Renegade EFi Left/Rear	07 -	754 SI	767 SI								△	△	△	△	
	800 Renegade EFi Right	07 -	767 SI									△		△		
	800 Renegade Left/Rear	08 -	754 SI	767 SI								△	△	△	△	
	800 Renegade Right	08 -	767 SI									△		△		
	800 Renegade X Left/Rear	08 -	754 SI	767 SI								△	△	△	△	
	800 Renegade X Right	08 -	767 SI									△		△		

CANNONDALE

MX	400	00 -	694 RSI	632 RSI	▲	▲							▲	▲	△	△
	440 Blaze Left/Rear	03 -	754 SI	754 SI								△	△	△	△	
	440 Blaze Right	03 -	767 SI									△		△		
	440 Cannibal Left/Rear	03 -	754 SI	754 SI								△	△	△	△	
	440 Cannibal Right	03 -	767 SI									△		△		
	440 Glamis Left/Rear	03 -	754 SI	754 SI								△	△	△	△	
	440 Glamis Right	03 -	767 SI									△		△		
	440 Moto Left/Rear	03 -	754 SI	754 SI								△	△	△	△	
	440 Moto Right	03 -	767 SI									△		△		
	440 Speed Left/Rear	03 -	754 SI	754 SI								△	△	△	△	
	440 Speed Right	03 -	767 SI									△		△		
C	440 R	03 -	694 RSI	632 RSI	▲	▲						▲	▲	△	△	
E	440 , A, R	03 -	694 RSI	632 RSI	▲	▲						▲	▲	△	△	
S	440	03 -	566 HF	632 HF	△	△	△							△	△	
X	440	03 -	694 RSI	632 RSI	▲	▲						▲	▲	△	△	

CASAL

RZ	50		532 HF		△											
----	----	--	--------	--	---	--	--	--	--	--	--	--	--	--	--	--

CCM

	450 MX	08 -	671 RSI	790 RSI								△	△	△	△	
604	600 RS	01	671 HF	675 HF	△	△										
604E	600 Sport	99 - 01	671 SI	675 SI	▲	▲						▲	▲	△	△	
604E	600 Supermoto	99 - 01	671 SI	675 SI	▲	▲						▲	▲	△	△	
C25	600	96 - 98	671 SI	675 SI	▲	▲						▲	▲	△	△	
	644 DS	02 -	671 HF	675 HF	▲	▲						▲	▲	△	△	
	644 R30	02 -	671 HF	675 HF	▲	▲						▲	▲	△	△	

ALWAYS choose quality as **"RECOMMENDED"** / Choisissez **TOUJOURS** la qualité **"RECOMMANDÉE"**.

* = 2 sets required / 2 jeux pour l'Avant.

△ = Available quality / Qualité disponible. ▲ = Available quality mit ABE / Qualité disponible avec ABE.

▲ = Mit ABE vorne und hinten. TÜV-Abnahme entfällt (gilt nur für Scheibenbremsbeläge).



RECOMMENDED
 1xx = Scooter Pads
 5xx = Street, Off Road & Racing Pads
 2xxx = Brake Shoes

				STREET		STREET EXCEL		MAXI CARBON		MAXI SINTER		OFF ROAD		RACING OFF ROAD		RACING ROAD RACING	
				HF	HF	HS	LS	CT	CT	MS	MS	SI	SI	RSI	RSI	DC	RS
CIMATTI																	
	Gringo		532 HF	△													
CPI																	
	50 Aragon GP	06-	141 HF	▲				△									
	50 Freaky	07-	141 HF	▲				△									
	50 GTR	02	120 HF	△				△		△							
	50 GTR	03-	157 HF	△	△			△	△	△							
	50 GTS	02-	120 HF	△	△			△	△	△							
	50 Hussar	01 - 02	101 HF	△				△									
	50 Hussar	03-	141 HF	△				△									
	50 Mars	01-	101 HF	△				△									
	50 Oliver	03-	141 HF	△				△									
	50 Popcorn	01 - 02	101 HF	△				△									
	50 Popcorn	03-	141 HF	△				△									
	50 Supemoto, Supercross	03-	105 HF	△	△			△	△								
	125 Aragon GP	07-	141 CT	▲				△									
	125 GTR, GTS	02-	120 CT	△	△			△	△	△							
	125 Sahel	02-	694 HF	△	△												
	125 Supemoto	07-	559 HF	▲													
	125 X-Large	02-	157 CT*	△	△			△	△	△	△						
	200 GTR, GTS	02-	120 CT	△	△			△	△	△							
	200 X-Large	02-	157 CT*	△	△			△	△	△	△						
	250 XS ATV	07-	810 SI*	▲								▲		△			
XS	250 Quad	06-	544 SI*	△	△							△	△	△			
CZ																	
CZ	180	93-	506 HF	△													
DAELIM																	
	50 a Four	06-	163 HF	▲				△									
	50 Besbi	07-	121 HF	▲													
	50 Bonita	09-	115 HF	△				△									
	50 Delfino	99-	100 HF	△				△									
	50 E-Five	03-	100 HF	△				△									
	50 History, S-Five	01-	100 HF	▲	▲			△	△								
	50 Message II	02-	100 HF	△				△									
	50 Tapo	99-	100 HF	△				△									
	50 Vivo	99-	100 HF	△				△									
GZ	50 G Message	98-	115 HF	▲				△									
SE	50 Cordi	06-	100 HF	▲				△									
SJ	50 S-Five	06-	115 HF	▲				△									
	100 Altino	99-	536 HF	△													
	100 Delfino	99-	100 HF	△				△									
	110 City Ace	03-	103 HF	△				△									
	125 Altino	02-	100 CT	△				△									
	125 Delfino	08-	163 CT	△				△									
	125 DLX, Otello DLX	01-	100 CT	▲	▲			△	△								
	125 History	01-	100 CT	▲	▲			△	△								
	125 Message II	00-	100 CT	△				△									
	125 Otello	99-	100 CT	▲				△									
	125 Otello	08-	146 CT	△	△			△	△	△							
	125 Roadwin	04-	630 HF	△	△												
	125 Rocket	99-	630 HF	△													
	125 S2	06-	183 CT	△	△			△	△	△							
	125 S2 FI	07-	146 CT	▲	▲			△	△	△							
NF	125	03-	536 HF	△													
NS	125 II	00-	100 CT	△				△									
SL	125 U3 FI	07-	146 CT	▲	▲			△	△	△							
VL	125 Daystar	00-	630 HF	▲													
VS	125 , Evolution	95-	536 HF	▲													
VT	125 Evolution	00-	630 HF	▲													
VT	125 Magna	97-	630 HF	▲													
	250 Roadwin	08-	630 HF	△	△												
	250 S2	06-	183 CT	▲	▲			△	△	△							
ST	250 Sector Quad	05 - 06	544 SI*	△	△							△		△			
DB MOTORS																	
ZZ	50 Pirat	00-	519 HF	△	△												

ALWAYS choose quality as "RECOMMENDED" / Choisissez TOUJOURS la qualité "RECOMMANDÉE".

* = 2 sets required / 2 jeux pour l'Avant.

△ = Available quality / Qualité disponible. ▲ = Available quality mit ABE / Qualité disponible avec ABE.

▲ = Mit ABE vorne und hinten. TÜV-Abnahme entfällt (gilt nur für Scheibenbremsbeläge).

**RECOMMENDED**

1xx = Scooter Pads
 5xx = Street, Off Road & Racing Pads
 2xxx = Brake Shoes

**STREET EXCEL****MAXI CARBON****MAXI SINTER****OFF ROAD****RACING OFF ROAD****RACING ROAD RACING****DB MOTORS**

			RECOMMENDED		STREET		STREET EXCEL		MAXI CARBON		MAXI SINTER		OFF ROAD		RACING OFF ROAD		RACING ROAD RACING	
					HF	HF	HS	LS	CT	CT	MS	MS	SI	SI	RSI	RSI	DC	RS
ZZ	50 Sport	00-	519 HF		△													
DERBI																		
	1001, 1002	- 81	625 HF	625 HF	△	△												
	AJP Caliper incl. pin/spring		188 HF		△													
FD	Yumbo	- 84	625 HF		△													
FD	Yumbo	84-	559 HF		△													
FD	Yumbo Extra	- 84	625 HF		△													
FD	Yumbo Extra	87-	559 HF		△													
FDS		- 84	625 HF		△													
FDS		87-	559 HF		△													
FDT		- 84	625 HF		△													
FDT		87-	559 HF		△													
FDT	Coppa	85	559 HF		△													
	50 Atlantis	99-	105 HF	2181	▲					△								
	50 Atlantis 4T	04-	105 HF		△					△								
	50 Atlantis Bullet	04-	105 HF		△					△								
	50 Atlantis H2O	01-	105 HF		▲					△								
	50 Atlantis H2O Wave	01-	105 HF		▲					△								
	50 Atlantis Wave	01-	105 HF		▲					△								
	50 Aventura	96-	105 HF	2206	▲					△								
	50 Black Devil	04-	168 HF	105 HF	△	△				△	△							
	50 DRD Pro corse	06-	189 MS	105 HF		▲					△	△						
	50 DRD Racing R	05-	168 HF	105 HF	▲	▲				△	△							
	50 DRD Racing R Ltd.	05-	168 HF	105 HF	▲	▲				△	△							
	50 DRD Racing SM	05-	168 HF	105 HF	▲	▲				△	△							
	50 DRD Racing SM Ltd.	05-	168 HF	105 HF	▲	▲				△	△							
	50 Easy	96-	138 HF	2181	△					△								
	50 Fenix	94-	105 HF	105 HF	△	△				△	△							
	50 Furax	96-	105 HF	105 HF	▲	▲				△	△							
	50 Hunter	97-	105 HF	2181	△					△								
	50 Manhattan	99-	105 HF	2181	△					△								
	50 Predator LC	99-	105 HF	105 HF	▲	▲				△	△							
	50 Predator O2	00-	105 HF	105 HF	▲	▲				△	△							
	50 Rambla	06-	105 HF	105 HF	▲	▲				△	△							
	50 Savannah	91-	105 HF		△					△								
	50 Senda L	99-	105 HF	105 HF	▲	▲				△	△							
	50 Senda R DRD	03- 04	148 HF*	105 HF	△	△				△	△							
	50 Senda R, X-Treme	94- 04	105 HF	105 HF	△	△				△	△							
	50 Senda SM DRD	03- 04	105 HF*	105 HF	△	△				△	△							
	50 Senda SM DRD Black Edition	03-	168 HF	105 HF	△	△				△	△							
	50 Senda SM, X-Treme	99-	105 HF	105 HF	△	△				△	△							
	50 Stinger	96-	105 HF		△					△								
	50 Vamos FL	95-	105 HF	2181	▲					△								
	50 Vamos L	95-	105 HF	2181	▲					△								
	50 Vamos R (A.J.P. cal.)	95-	105 HF	2206	▲					△								
	50 Vamos R (Brembo cal.)	95-	123 HF	2206	▲					△								
	50 Variant Sport-R	01-	105 HF	2206	△					△								
	50 X-Race R	05-	105 HF	105 HF	▲	▲				△	△							
	50 X-Treme R	05-	105 HF	105 HF	▲	▲				△	△							
DS	50	88	559 HF		△													
FDX	50	89	559 HF		△													
GP	50	01-	105 HF		▲					△								
GP1	50	01-	105 HF	105 HF	▲	▲				△	△							
GP1	50	05-	730 HF	559 HF	▲	▲												
GPR	50 Nude	04-	730 HF	559 HF	△	△												
GPR	50 R	98-	148 HF	105 HF	▲	▲				△	△							
GPR	50 Racing	04-	730 HF	559 HF	△	△												
GPX1	50	06-	189 MS	105 HF		▲					△	△						
ST	50 Paddock	96-	105 HF	2181	▲					△								
	75 GPR	89	607 HF	559 HF	△	△												
	75 Sport, Coppa	- 84	625 HF		△													
	75 Sport, Coppa	84-	559 HF		△													
GPR	75 Sport		607 HF	559 HF	△	△												
GPR	80 Cup	04-	189 MS	105 HF		△					△	△						
	100 Atlantis 4T	04-	105 HF		△					△								
	100 Atlantis O2/H2O	01-	105 HF		△					△								
	125 Atmosphere	99-	148 CT		△					△								

ALWAYS choose quality as **"RECOMMENDED"** / Choisissez **TOUJOURS** la qualité **"RECOMMANDÉE"**.

* = 2 sets required / 2 jeux pour l'Avant.

△ = Available quality / Qualité disponible. ▲ = Available quality mit ABE / Qualité disponible avec ABE.

▲ = Mit ABE vorne und hinten. TÜV-Abnahme entfällt (gilt nur für Scheibenbremsbeläge).


RECOMMENDED

1xx = Scooter Pads
5xx = Street, Off Road & Racing Pads
2xxx = Brake Shoes

STREET

STREET
EXCEL

MAXI CARBON

MAXI
SINTER

OFF ROAD

RACING
OFF ROAD

RACING ROAD RACING

RACING
ROAD RACING

DERBI			RECOMMENDED		STREET		STREET EXCEL		MAXI CARBON		MAXI SINTER		OFF ROAD		RACING OFF ROAD		RACING ROAD RACING	
					HF	HF	HS	LS	CT	CT	MS	MS	SI	SI	RSI	RSI	DC	RS
	125	Boulevard	03-	167 CT	2205	△			△									
	125	Mulhacen	07	774 HF	519 HF	▲	▲											
	125	Mulhacen	08-	859 HF	585 HF	▲	▲											
	125	Predator	99-	105 CT		▲			△									
	125	Senda R 4T	04-	774 HF	559 HF	△	△											
	125	Senda X-Treme SM 4T	04-	774 HF	559 HF	△	△											
	125	Terra	07	559 HF	519 HF	▲	▲											
	125	Terra	08-	859 HF	585 HF	△	△											
	125	Terra Adventure	08-	859 HF	585 HF	△	△											
GP1	125		05-	730 HF	559 HF	▲	▲											
GPR	125		05-	189 MS	105 CT		▲			△	△							
GPR	125	Nude	05-	189 MS	105 CT		▲			△	△							
GPR	125	Racing	09-	189 MS	105 CT		△			△	△							
	150	Boulevard	03-	167 CT	2205	△			△									
	180	Predator	99-	148 CT		△			△									
DXR	200	Quad (Front disc)	04-	544 SI*	586 SI	△	△							△	△	△	△	
DXR	200	Quad (Front drum)	04-	2028	586 SI		△								△		△	
DXR	200	Quad (Front drum)	04-	2028	611 SI		△								△		△	
	250	RC	85	519 HF		△												
	250	T	- 82	625 HF		△												
DXR	250	Quad (Front disc)	04-	544 SI*	586 SI	△	△							△	△	△	△	
DXR	250	Quad (Front drum)	04-	2028	586 SI		△								△		△	
DXR	250	Quad (Front drum)	04-	2028	611 SI		△								△		△	
GP1	250		05-	730 HF	772 HF	▲	▲											
	659	Mulhacen	05	788 HS	730 LS		▲	▲										
	659	Mulhacen	06- 07	762 HS	730 LS	▲	▲	▲	▲									
	659	Mulhacen Cafe	08-	762 HS	730 LS	△	△	△	△									
DUCATI																		
	250	Desmo	- 77	506 HF		△												
	350		75-	519 HF		△												
	350	Desmo	- 77	506 HF		△												
	350	F3		506 HF*	506 HF	△	△											
	350	F3	86-	519 HF*	519 HF	△	△											
	350	GTV	77	519 HF	519 HF	△	△											
	350	Indiana	86-	594 HF	519 HF	△	△											
	350	Paso	86	519 HF*	519 HF	△	△											
	350	Sport	77-	519 HF*	519 HF	△	△											
	400	Monster (Japan)	01-	706 HS	519 LS	▲	▲	▲	▲									
	400	SS, Junior	92	566 HF*	519 HF	△	△											
	400	SS, Nuda	92-	566 HF	519 HF	△	△											
	500	GTV	77-	519 HF*	519 HF	△	△											
	500	Pantah	85-	519 HF*	519 HF	△	△											
	500	Sport	77-	506 HF*	506 HF	△	△											
	500	Sport Desmo	77-	519 HF*		△												
	500	Twin GTL	75-	519 HF		△												
	502	Single	93	566 HF*	519 HF	△	△											
	502	Supermono	93	566 HF*	519 HF	△	△											
	600	Monster	00- 01	706 HS	519 LS	▲	▲	▲	▲									
	600	Pantah TL, SL		506 HF*	506 HF	△	△											
	600	SL, TL Pantah	76-	506 HF*	519 HF	△	△											
	600	SS Supersport	95-	566 HF	519 HF	▲	▲	▲	▲								△	△
M	600	Monster	94- 99	566 HF	519 HF	▲	▲	▲	▲									
	620	Monster Dark i.e.	02-	706 HS	519 LS	▲	▲	▲	▲									
	620	Monster i.e., s i.e.	02-	706 HS*	519 LS	▲	▲	▲	▲									
	620	Multistrada	05-	674 HS*	730 LS	▲	▲	▲	▲									
	620	Multistrada Dark	05-	706 HS	730 LS	▲	▲	▲	▲									
	620	Sport	03-	706 HS*	730 LS	▲	▲	▲	▲									
	650	Indiana	86-	594 HF	519 HF	△	△											
	650	Pantah	84-	506 HF*	506 HF	△	△											
	695	Monster	07-	674 HS*	519 LS	▲	▲	▲	▲									
	696	Monster (Rad.cal)	08-	706 HS*	730 LS	▲	▲	▲	▲									
	748	, S	99- 02	706 HS*	519 LS	▲	▲	▲	▲									
	748	Biposto	95- 98	566 HF*	519 HF	▲	▲											
	748	R	00	706 HS*	519 LS	▲	▲	▲	▲								△	△
	748	R	01- 02	762 HS*	519 LS	▲	▲	▲	▲								△	△
	748	SP	95- 97	566 HF*	519 HF	▲	▲	▲	▲								△	△
	748	SPS	98- 99	706 HS*	519 LS	▲	▲	▲	▲								△	△

ALWAYS choose quality as "RECOMMENDED" / Choisissez TOUJOURS la qualité "RECOMMANDÉE".

* = 2 sets required / 2 jeux pour l'Avant.

△ = Available quality / Qualité disponible. ▲ = Available quality mit ABE / Qualité disponible avec ABE.

▲ = Mit ABE vorne und hinten. TÜV-Abnahme entfällt (gilt nur für Scheibenbremsbeläge).



RECOMMENDED

1xx = Scooter Pads
 5xx = Street, Off Road & Racing Pads
 2xxx = Brake Shoes



STREET



STREET EXCEL



MAXI CARBON



MAXI SINTER



OFF ROAD



RACING OFF ROAD



RACING ROAD RACING



DUCATI					HF	HF	HS	LS	CT	CT	MS	MS	SI	SI	RSI	RSI	DC	RS
749	, S	03-	762 HS*	730 LS	▲	▲	▲	▲									△	△
749	R (Rad.cal)	04-	762 HS*	730 LS	▲	▲	▲	▲									△	△
750	F1	86-	506 HF*	506 HF	△	△												
750	GT	74- 76	506 HF*		△													
750	Indiana		594 HF	519 HF	△	△												
750	Monster	96- 99	566 HF*	519 HF	▲	▲												
750	Monster	00- 01	706 HS*	519 LS	▲	▲	▲	▲										
750	Monster i.e.	02	706 HS*	519 LS	▲	▲	▲	▲										
750	Paso	86-	519 HF*	519 HF	△	△												
750	Paso	87	506 HF*	519 HF	△	△												
750	Paso	88	519 HF*	519 HF	△	△												
750	Sport	74- 76	523 HF*		△													
750	Sport	90	506 HS*	506 LS	△	△	△	△										
750	Sport	00-	706 HS	730 LS	▲	▲	▲	▲										
750	SS	74- 76	506 HF*	506 HF	△	△												
750	SS	76-	506 HF*	506 HF	△	△												
750	SS	91-	566 HF	506 HF	△	△												
750	SS Supersport	95- 99	566 HF	519 HF	▲	▲	▲	▲									△	△
750	SS, Carenara	92-	566 HF	519 HF	▲	▲												
750	SS, Nuda	92	566 HF	519 HF	▲	▲												
750	Super Sport	92- 94	566 HF*	519 HF	△	△												
750	Super Sport	00-	706 HS*	730 LS	▲	▲	▲	▲										
796	Hypermotard	10-	706 HS*	730 LS	△	△	△	△										
800	Monster Dark i.e., s i.e.	03-	706 HS*	519 LS	▲	▲	▲	▲										
800	Monster i.e., s i.e.	03-	706 HS*	519 LS	▲	▲	▲	▲										
800	Monster S2R	05-	674 HS*	519 LS	▲	▲	▲	▲										
800	Sport	03-	706 HS*	730 LS	▲	▲	▲	▲										
800	Supersport	03-	706 HS*	730 LS	▲	▲	▲	▲										
848	(Rad.cal)	08-	706 HS*	730 LS		▲	▲	▲									△	△
851	Strada	89	566 HF*	519 HF	△	△												
851	Strada	91-	566 HF*	506 HF	△	△												
851	Superbike	90	566 HF*	519 HF	△	△												
860	GT		506 HF	506 HF	△	△												
860	GT	75- 77	506 HF		△													
888	Roche Replica	91-	566 HF*	506 HF	△	△												
888	SP V	93	566 HF*	519 HF	△	△												
888	SP4	92-	566 HF*	519 HF	△	△												
888	SPO		566 HF*	519 HF	△	△												
888	SPS	92-	566 HF*	519 HF	△	△												
888	Strada	93	566 HF*	519 HF	△	△												
888	Superbike	93	566 HF*	519 HF	△	△												
900	FE	97-	566 HF*	519 HF	△	△												
900	GTS	77-	506 HF		△													
900	M, IL Monster	93- 99	566 HF*	519 HF	▲	▲	▲											
900	Mike Hailwood Replica	85-	506 HF*	506 HF	△	△												
900	Monster	00- 01	706 HS*	519 LS	▲	▲	▲	▲										
900	Monster i.e.	02	706 HS*	519 LS	▲	▲	▲	▲										
900	S2 Desmo	85-	506 HF*	506 HF	△	△												
900	SL	92-	566 HF*	519 HF	△	△												
900	Sport	77-	506 HF*	506 HF	△	△												
900	SS	78- 89	506 HF*	506 HF	△	△												
900	SS	90- 94	566 HF*	519 HF	△	△												
900	SS Supersport	95- 97	566 HF	519 HF	▲	▲	▲	▲									△	△
900	SSR	92	566 HF*	519 HF	▲	▲	▲	▲										
900	Super Sport	98-	706 HS*	730 LS	▲	▲	▲	▲										
906	900 Paso	89	506 HF*	519 HF	△	△												
907	900 I. E.	92	566 HF*	519 HF	△	△	△											
M	900 Street Monster	94- 99	566 HF*	519 HF	▲	▲	▲											
MH	900	00-	706 HS*	519 LS	▲	▲	▲	▲										
916	Biposto	94-	566 HF*	519 HF	▲	▲	▲	▲									△	△
916	Monster S4	01- 03	706 HS*	519 LS	▲	▲	▲	▲										
916	Sport Touring 4	99- 01	706 HS*	730 LS	▲	▲	▲	▲										
916	SPS	97- 98	706 HS*	519 LS	▲	▲	▲	▲									△	△
944	Sport Touring	98-	706 HS*	730 LS	▲	▲	▲	▲										
944	ST2	97-	706 HS*	730 LS	▲	▲	▲	▲										
D16RR	990 Desmosedici RR	07-	841 HS*	730 LS		▲	▲	▲									△	△
992	ST3	04-	706 HS*	730 LS	△	△	△	△										
992	ST3s ABS	06-	706 HS*	730 LS	▲	▲	▲	▲										

ALWAYS choose quality as **"RECOMMENDED"** / Choisissez **TOUJOURS** la qualité **"RECOMMANDÉE"**.

* = 2 sets required / 2 jeux pour l'Avant.

△ = Available quality / Qualité disponible. ▲ = Available quality mit ABE / Qualité disponible avec ABE.

▲ = Mit ABE vorne und hinten. TÜV-Abnahme entfällt (gilt nur für Scheibenbremsbeläge).


RECOMMENDED

 1xx = Scooter Pads
 5xx = Street, Off Road & Racing Pads
 2xxx = Brake Shoes

STREET

HF HF HS LS

STREET EXCEL

HS LS

MAXI CARBON

CT CT

MAXI SINTER

MS MS

OFF ROAD

SI SI

RACING OFF ROAD

RSI RSI

RACING ROAD RACING

DC RS

DUCATI					HF	HF	HS	LS	CT	CT	MS	MS	SI	SI	RSI	RSI	DC	RS
996 , SPS	99- 01	706 HS*	519 LS	▲	▲	▲	▲										△	△
996 Monster S4R	04-	706 HS*	519 LS	△	△	△	△											
996 R	01	762 HS*	519 LS	▲	▲	▲	▲										△	△
996 ST4s	02-	706 HS*	730 LS	▲	▲	▲	▲											
996 ST4s ABS	03-	706 HS*	730 LS	▲	▲	▲	▲											
998 , S	02	706 HS*	519 LS	▲	▲	▲	▲										△	△
998 Monster S4Rs	06	762 HS*	730 LS	▲	▲	▲	▲											
998 R	02	762 HS*	519 LS	▲	▲	▲	▲										△	△
999 , S	03-	762 HS*	730 LS	▲	▲	▲	▲										△	△
999 Monster S4R	07-	762 HS*	730 LS	▲	▲	▲	▲											
999 Monster S4RS	07-	762 HS*	730 LS	▲	▲	▲	▲											
999 R (Rad.cal)	03-	762 HS*	730 LS	▲	▲	▲	▲										△	△
1000 /6 Mike Hailwood Replica	85-	506 HF*	506 HF	△	△													
1000 Biposto	07-	674 HS*	675 LS	▲	▲	▲	▲											
1000 GT	05-	674 HS*	675 LS	▲	▲	▲	▲											
1000 GT Touring	09-	674 HS*	675 LS	△	△	△	△											
1000 Hypermotard	06	762 HS*	730 LS	▲	▲	▲	▲											
1000 Mille Replica	84-	506 HF*	506 HF	△	△													
1000 Monster Dark i.e., s i.e.	03-	706 HS*	519 LS	▲	▲	▲	▲											
1000 Monster i.e., s i.e.	03-	706 HS*	519 LS	▲	▲	▲	▲											
1000 Monster S2R	06-	706 HS*	730 LS	▲	▲	▲	▲											
1000 Multistrada	07-	706 HS*	730 LS	▲	▲	▲	▲											
1000 Multistrada DS	03- 06	706 HS*	730 LS	▲	▲	▲	▲											
1000 Multistrada S DS	05-	706 HS*	730 LS	▲	▲	▲	▲											
1000 Paul Smart	05-	674 HS*	675 LS	▲	▲	▲	▲											
1000 S2 Desmo	85-	506 HF*	506 HF	△	△													
1000 Sport	05-	674 HS*	675 LS	▲	▲	▲	▲											
1000 Supersport DS	03-	706 HS*	730 LS	▲	▲	▲	▲											
1098 (Rad. cal)	07- 08	841 HS*	730 LS		▲	▲	▲										△	△
1098 R (Rad.cal)	08-	841 HS*	730 LS		▲	▲	▲										△	△
1098 R Bayliss LE (Rad.cal)	09-	841 HS*	730 LS		△	△	△										△	△
1098 S (Rad. cal)	07- 08	841 HS*	730 LS		▲	▲	▲										△	△
1098 Streetfighter (Rad.cal)	09-	841 HS*	730 LS		△	△	△											
1098 Streetfighter S (Rad.cal)	09-	841 HS*	730 LS		△	△	△											
1100 Hypermotard	07-	841 HS*	730 LS		▲	▲	▲											
1100 Hypermotard EVO	10-	706 HS*	730 LS	△	△	△	△											
1100 Hypermotard EVO SP	10-	841 HS*	730 LS		△	△	△											
1100 Monster (Rad.cal)	09-	706 HS*	730 LS	△	△	△	△											
1100 Monster S (Rad.cal)	09-	706 HS*	730 LS	△	△	△	△											
1198 (Rad.cal)	09-	841 HS*	730 LS		△	△	△										△	△
1198 S (Rad.cal)	09-	841 HS*	730 LS		△	△	△										△	△
1200 Multistrada	10-	706 HS*	730 LS	△	△	△	△											
EASY RIDER																		
50 Easy Rider	99-	102 HF	2028	△					△									
ENDRESS																		
EMR 50	95-	121 HF		△														
E-TON																		
RXL 150 Viper	07-	2012	847 HF		△													
VXL 250 Vector, ST Vector	06-	544 SI*	847 HF	△	△								△		△			
VTX 300 Vortex, ST Vortex	07-	544 SI*	847 HF	△	△								△		△			
VXL 300 Vector, ST Vector	07-	544 SI*	847 HF	△	△								△		△			
EXCELSIOR-HENDERSON																		
1386 Deadwood Special	00-	739 HS	739 LS				△	△										
1386 Super X all models	99-	739 HS	739 LS				△	△										
FACTORY																		
50 Helix	04-		544 SI		△										△		△	
50 Rex	04-		544 SI		△										△		△	
R12 50 Phantom Agua	06-	803 HF	559 RSI	▲	▲										▲		▲	
R14 50 Phantom Agua	04-	803 HF	559 RSI	△	△										△		△	
R14 50 Phantom Aire	03-	559 RSI		▲										▲		△		
RP 50 Desert	04-	120 HF	105 HF	△	△				△	△	△							
SM 50 Chrono	04-	120 HF	105 HF	△	△				△	△	△							
SP 50 Chrono	04-	120 HF	105 HF	△	△				△	△	△							

ALWAYS choose quality as "RECOMMENDED" / Choisissez TOUJOURS la qualité "RECOMMANDÉE".

* = 2 sets required / 2 jeux pour l'Avant.

△ = Available quality / Qualité disponible. ▲ = Available quality mit ABE / Qualité disponible avec ABE.

▲ = Mit ABE vorne und hinten. TÜV-Abnahme entfällt (gilt nur für Scheibenbremsbeläge).



RECOMMENDED

1xx = Scooter Pads
5xx = Street, Off Road & Racing Pads
2xxx = Brake Shoes



STREET

EXCEL



MAXI

CARBON



MAXI

SINTER



OFF ROAD



RACING

OFF ROAD



RACING

ROAD RACING



FACTORY

						HF	HF	HS	LS	CT	CT	MS	MS	SI	SI	RSI	RSI	DC	RS
YR	50	Desert	04-	120 HF	105 HF	△	△				△	△	△						
R2	65	Phantom	04-	803 HF	559 RSI	△	△								△				
	100	Helix	04-		544 SI		△								△				
	100	Rex	04-		544 SI		△								△				
YR	125		06-	551 HF	559 HF	▲	▲												
YR	250		99-	671 SI	675 SI	▲	▲								▲	▲	△	△	

FANTIC

		Super SIX	83-	532 HF		△													
	50	Caballero Motard	10-		777 HF		△												
	50	Caballero Regularita	10-		777 HF		△												
	50	.1 Oasis	87-	574 HF	574 HF	△	△												
	50	.1 Raider	87-	692 HF		△													
	50	.1 Raider Rally	87-	574 HF		△													
	50	Big Wheel	93-	111 HF	118 HF	△	△				△								
	50	Fast		607 HF		△													
	50	Grinta	95-	111 HF	118 HF	△	△				△								
	50	Koala	88-	519 HF	519 HF	△	△												
	50	Koala	90-	574 HF	574 HF	△	△												
	50	Leader	95-	111 HF	118 HF	△	△				△								
	50	Oasis	90-	607 HF	574 HF	△	△												
	50	Pony	93-	2028	2028														
	50	Pony SR	93-	111 HF	2028	△					△								
	50	Queenie	95-	111 HF	2028	△					△								
	50	Regolarna Casa	08-	168 HF	101 HF	△	△				△	△							
	50	Regolarna Competizione	08-	694 HF	604 HF	△	△												
	50	Strada	83	692 HF		△													
	50	Supersei Motard	08-	168 HF	101 HF	△	△				△	△							
	50	Trial		595 HF		△													
	50	Trial .5 .7 .9	89-	105 HF	105 HF	△	△				△	△							
MX	50	Regolarna Competizione	08-	694 RSI	604 RSI	△	△							△	△	△	△		
RC	50	Caballero	91-	519 HF	519 HF	△	△												
RS	50	Caballero	91-	519 HF	519 HF	△	△												
MX	65	Regolarna Competizione	08-	694 RSI	604 RSI	△	△							△	△	△	△		
	75	Oasis	89-	607 HF	574 HF	△	△												
	80	Regolarna Competizione	08-	694 HF	604 HF	△	△												
MX	85	Regolarna Competizione	08-	694 RSI	604 RSI	△	△							△	△	△	△		
	125	Caballero Motard	10-		777 HF		△												
	125	Caballero Regularita	10-		777 HF		△												
	125	Caballero Motard Aircooled	10-	774 HF	544 HF	△	△												
	125	Raider		574 HF		△													
	125	Regolarna Casa	08-	774 HF	544 HF	△	△												
	125	Regolarna Competizione	08-	694 HF	604 HF	△	△												
	125	Strada	- 83	560 HF		△													
	125	Supersei Motard	08-	774 HF	544 HF	△	△												
	125	Trial		595 HF		△													
	125	Trial Professional	87	595 HF	595 HF	△	△												
	125	Trial Progress 1	87-	595 HF		△													
HP1	125	Sport	86-	560 HF*		△													
HP1	125	Sport	87-	574 HF*		△													
HP1	125	Strada	85-	595 HF		△													
	200	Caballero Motard	10-		777 HF		△												
	200	Caballero Regularita	10-		777 HF		△												
	201	Trial		595 HF		△													
	201	Trial Progress 2	87-	595 HF		△													
	241	Trial Progress 2	87-	595 HF		△													
	243	Trial	87-	595 HF	595 HF	△	△												
	250	Coach	91-	519 HF		△													
	250	K-Roo	93-	559 RSI	559 RSI	△	△										△	△	
	250	Raider	85-	588 HF		△													
	301	Trial	85-	595 HF		△													
	301	Trial Progress 2	87-	595 HF		△													
	303	Trial Professional	87-	595 HF	595 HF	△	△												
	305		89	559 RSI	559 RSI	△	△										△	△	
	307	Trial	91-	559 RSI	559 RSI	△	△										△	△	
	343	Trial Progress 2	87-	595 HF	595 HF	△	△												

ALWAYS choose quality as "RECOMMENDED" / Choisissez TOUJOURS la qualité "RECOMMANDÉE".

* = 2 sets required / 2 jeux pour l'Avant.

△ = Available quality / Qualité disponible. ▲ = Available quality mit ABE / Qualité disponible avec ABE.

▲ = Mit ABE vorne und hinten. TÜV-Abnahme entfällt (gilt nur für Scheibenbremsbeläge).



RECOMMENDED

1xx = Scooter Pads
5xx = Street, Off Road & Racing Pads
2xxx = Brake Shoes



STREET



STREET EXCEL



MAXI CARBON



MAXI SINTER



OFF ROAD



RACING OFF ROAD



RACING ROAD RACING



GAC			1xx	5xx	2xxx	STREET	STREET EXCEL	MAXI CARBON	MAXI SINTER	OFF ROAD	RACING OFF ROAD	RACING ROAD RACING							
						HF	HF	HS	LS	CT	CT	MS	MS	SI	SI	RSI	RSI	DC	RS
	New T.T.	87	559 HF			△													
GARELLI																			
	Ciclone LC, SM	86	559 HF			△													
	Urka	91-	519 HF			△													
	40 S, Sport		532 HF			△													
	50 Flo'	00-	123 HF			△				△									
	50 Sahel	91-	607 HF	559 HF		△	△												
	50 Starter	02-	111 HF			△				△									
	50 Tiger XLE	86-	519 HF	519 HF		△	△												
CPR	50	02-	111 HF			△				△									
FX	50	02-	111 HF			△				△									
KRS	50	02-	140 HF			△				△									
PMX	50 Rally	00-	111 HF			△				△									
PMX	50 Sport	00-	140 HF			△				△									
SR	50 Pony	95-	111 HF	2032		△				△									
	80 Sport	83-	532 HF			△													
	125 Freeland	02-	140 CT			△				△									
	125 Joker 2	02-	103 CT			△				△									
	125 Panther	02-	115 CT	123 CT		△	△			△	△								
	125 Raider	02-	101 CT			△				△									
	125 Tiger XLE	86-	588 HF	574 HF		△	△												
	125 T-Rex	00-	140 CT			△				△									
GTA	125		519 HF*	519 HF		△	△												
GTA	125	83- 85	519 HF			△													
GTA	125	86-	560 HF*			△													
TSR	125	83-	560 HF			△													
XR	125 Tiger XRD	85	519 HF			△													
	150 Freeland	02-	140 CT			△				△									
	150 Joker 2	02-	103 CT			△				△									
	150 Panther	02-	115 CT	123 CT		△	△			△	△								
	250 Panther	02-	115 CT	123 CT		△	△			△	△								
	323 Trial	86-	595 HF			△													
GAS GAS																			
	50 Wild HP	04-	671 SI*	671 SI		▲	▲							▲	▲	△	△		
EC	50 Boy	01-	815 HF	815 HF		△	△												
EC	50 Rookie	01- 04	148 HF			▲				△									
EC	50 Rookie	05-	168 HF			▲				△									
SM	50 Rookie	01-	148 HF			△				△									
TXT	50 Boy	01	815 HF	815 HF		△	△												
TXT	50 Boy	04-	559 RSI	559 RSI		△	△										△	△	
TXT	50 Rookie	02- 03	815 HF	815 HF		△	△												
MC	65	05-	815 HF	815 HF		▲	▲												
TXT	80 Rookie	02- 03	815 HF	815 HF		△	△												
	125 Delta	91	559 HF			△													
	125 Enducross	93-	694 SI	586 SI		▲	▲							▲	▲	△	△		
	125 Pampera	96- 03	559 RSI	559 RSI		△	△										△	△	
	125 Pampera	04-	774 HF	815 HF		△	△												
	125 Trial	91	559 RSI			△													
EC	125	97- 99	671 SI	675 SI		▲	▲							▲	▲	△	△		
EC	125	00-	694 SI	604 SI		▲	▲							▲	▲	△	△		
MC	125	03-	694 RSI	604 RSI		▲	▲							▲	▲	△	△		
SM	125	02-	566 HF	604 HF		△	△	△									△	△	
TXT	125	04-	802 HF	803 HF		△	△												
	200 Pampera	99-	559 RSI	559 RSI		△	△										△	△	
	200 Wild HP	08-	671 SI*	671 SI		△	△							△	△	△	△		
EC	200	99	671 SI	675 SI		▲	▲							▲	▲	△	△		
EC	200	00-	694 SI	604 SI		▲	▲							▲	▲	△	△		
EC	200 Hobby	07-	694 SI	604 SI		▲	▲							▲	▲	△	△		
TX	200	97-	559 RSI	559 RSI		△	△										△	△	
TXT	200	04-	802 HF	803 HF		△	△												
	240 Wild HP	04-	671 SI*	671 SI		▲	▲							▲	▲	△	△		
	250 Pampera	96- 99	559 RSI	559 RSI		△	△										△	△	
	250 Pampera	02-	774 HF	815 HF		△	△												
	250 Trial	89-	559 RSI	559 RSI		△	△										△	△	
	250 Wild HP	08-	671 SI*	671 SI		△	△							△	△	△	△		
EC	250	97- 99	671 SI	675 SI		▲	▲							▲	▲	△	△		

ALWAYS choose quality as "RECOMMENDED" / Choisissez TOUJOURS la qualité "RECOMMANDÉE".

* = 2 sets required / 2 jeux pour l'Avant.

△ = Available quality / Qualité disponible. ▲ = Available quality mit ABE / Qualité disponible avec ABE.

▲ = Mit ABE vorne und hinten. TÜV-Abnahme entfällt (gilt nur für Scheibenbremsbeläge).



RECOMMENDED

1xx = Scooter Pads
 5xx = Street, Off Road & Racing Pads
 2xxx = Brake Shoes



STREET EXCEL



MAXI CARBON



MAXI SINTER



OFF ROAD



RACING OFF ROAD



RACING ROAD RACING



GAS GAS

			RECOMMENDED		STREET		STREET EXCEL		MAXI CARBON		MAXI SINTER		OFF ROAD		RACING OFF ROAD		RACING ROAD RACING	
					HF	HF	HS	LS	CT	CT	MS	MS	SI	SI	RSI	RSI	DC	RS
EC	250	00-	694 SI	604 SI	▲	▲							▲	▲	△	△		
EC	250 fse	02-	694 SI	604 SI	▲	▲							▲	▲	△	△		
GT	250 Contact		559 RSI	559 RSI	△	△									△	△		
MC	250	97- 99	671 RSI	675 RSI	▲	▲							▲	▲	△	△		
MC	250	00-	694 SI	604 SI	▲	▲							▲	▲	△	△		
SM	250	02-	566 HF	604 HF	△	△	△								△	△		
TXT	250	04-	802 HF	803 HF	△	△												
TX	270	97-	559 RSI	559 RSI	△	△									△	△		
	280 Pampera	04-	774 HF	815 HF	△	△												
TXT	280	04-	802 HF	803 HF	△	△												
	300 Wild HP	03-	671 SI*	671 SI	▲	▲							▲	▲	△	△		
EC	300	99	671 SI	675 SI	▲	▲							▲	▲	△	△		
EC	300	00-	694 SI	604 SI	▲	▲							▲	▲	△	△		
TXT	300	04-	802 HF	803 HF	△	△												
TXT	300 Pro	07-	802 HF	803 HF	▲	▲												
TX	320	97-	559 RSI	559 RSI	△	△									△	△		
	325 Halley PXC		559 RSI	559 RSI	△	△									△	△		
	327 Trial		559 RSI	559 RSI	△	△									△	△		
GT	327 Contact		559 RSI	559 RSI	△	△									△	△		
	370 Pampera	96-	559 RSI	559 RSI	△	△									△	△		
	370 Pampera	98-	559 RSI	559 RSI	△	△									△	△		
	400 Pampera	06-	694 SI	604 SI	▲	▲							▲	▲	△	△		
EC	400 fse	02	694 SI	604 SI	▲	▲							▲	▲	△	△		
SM	400 fse	02	566 HF	604 HF	△	△	△								△	△		
	450 Wild HP	03-	671 SI*	671 SI	▲	▲							▲	▲	△	△		
EC	450 fse	03-	694 SI	604 SI	▲	▲							▲	▲	△	△		
EC	450 FSR	07-	694 SI	604 SI	▲	▲							▲	▲	△	△		
SM	450 fse	03- 06	566 HF	604 HF	△	△	△								△	△		
SM	450 FSR	07-	566 HF	604 HF	▲	▲	▲								△	△		
	515 Wild HP	09-	671 SI*	671 SI	△	△							△	△	△	△		
EC	515 fsr	08-	694 SI	604 SI	△	△							△	△	△	△		

GENERIC

	50 Ideo	06-	141 HF	2028	▲				△									
	50 ROC	08-	141 HF		△				△									
	50 Stroke	08-	141 HF		△				△									
	50 Toxic	07-	168 HF	123 HF	▲	▲			△	△								
	50 Trigger SM	06-	168 HF	123 HF	▲	▲			△	△								
	50 Trigger SM Competition	08-	168 HF	123 HF	△	△			△	△								
	50 Trigger X	06-	168 HF	123 HF	▲	▲			△	△								
	50 Trigger X Competition	08-	168 HF	123 HF	△	△			△	△								
	50 XOR	06-	141 HF	2028	▲				△									
	125 Soho	07-	141 CT		▲				△									
	125 Soho	08-	141 CT		△				△									
	125 Stroke	08-	141 CT		△				△									
	125 XOR	07-	141 CT		▲				△									
	125 Zion	08-	163 CT		△				△									

GILERA

	AJP Caliper incl. pin/spring		188 HF		△													
SP	01	90	601 HF	519 HF	△	△												
	50 503	91-	132 HF	132 HF	△	△			△	△								
	50 Bullit	90-	595 HF		△													
	50 DNA	01-	120 HF	143 HF	▲	▲			△	△	△							
	50 Eaglet	96	131 HF	2195	△													
	50 Eaglet	97-	123 HF	102 HF	▲	▲			△	△								
	50 Easy Moving	96-	130 HF	2187	△				△									
	50 H@k	99-	105 HF	105 HF	▲	▲			△	△								
	50 Ice	02-	123 HF		▲				△									
	50 Rally	87-	131 HF		△													
	50 Rally, R1		519 HF		▲								▲		△			
	50 Runner	97- 05	143 HF	2195	▲				△									
	50 Runner PJ	06-	177 HF	202 HF	▲	△			△	△	△	△						
	50 Runner SP	06-	177 HF	202 HF	▲	△			△	△	△	△						
	50 Runner SP, Purejet	98- 05	143 HF	202 HF	▲	△			△	△		△						
	50 Sioux	92	519 HF	519 HF	△	△												
	50 Stalker	97-	123 HF	202 HF	▲	△			△	△		△						
	50 Storm	94-	143 HF	2187	△				△									

ALWAYS choose quality as **"RECOMMENDED"** / Choisissez **TOUJOURS** la qualité **"RECOMMANDÉE"**.

* = 2 sets required / 2 jeux pour l'Avant.

△ = Available quality / Qualité disponible. ▲ = Available quality mit ABE / Qualité disponible avec ABE.

▲ = Mit ABE vorne und hinten. TÜV-Abnahme entfällt (gilt nur für Scheibenbremsbeläge).



RECOMMENDED

1xx = Scooter Pads
 5xx = Street, Off Road & Racing Pads
 2xxx = Brake Shoes



STREET



STREET EXCEL



MAXI CARBON



MAXI SINTER



OFF ROAD



RACING OFF ROAD



RACING ROAD RACING



GILERA					HF	HF	HS	LS	CT	CT	MS	MS	SI	SI	RSI	RSI	DC	RS
50	Typhoon	93- 95	143 HF	2187	△				△									
50	Typhoon	96- 00	130 HF	2200	▲				△									
50	Typhoon	01-	130 HF	2200	▲				△									
50	Zulu	01-	105 HF	105 HF	▲	▲			△	△								
DT	50 Stalker	01-	123 HF	202 HF	△	△			△	△		△						
GSM	50 Supermotard	01-	105 HF	105 HF	△	△			△	△								
NRG	50	94-	123 HF	2187	△				△									
R	50	96-	132 HF		▲				△									
RC	50 Top Rally	90	519 HF	519 HF	▲	▲								▲	▲	△	△	
RCR	50	04-	105 HF	105 HF	△	△			△	△								
RI	50	91-	131 HF		△													
SMT	50	04-	105 HF	105 HF	△	△			△	△								
	70 Runner Malossi	98-	123 HF		△				△									
	80 TG 1, 2, 3		560 HF		△													
	80 Typhoon	95-	143 HF	2187	△				△									
	125 Apache	91-	608 HF	575 HF	△	△												
	125 Arizona Hawk	86-	519 HF		△													
	125 Cougar	99-	108 CT		▲				△		△							
	125 Crono	92-	601 HF	519 HF	△	△												
	125 DNA	01-	120 CT	143 CT	▲	▲			△	△	△							
	125 Fast Bike	88-	588 HF		△													
	125 Freestyle	92-	601 HF	519 HF	△	△												
	125 GSM	00-	105 CT	105 CT	△	△			△	△								
	125 HX, HE	83	519 HF		△													
	125 KK, KR, KZ	86-	588 HF	519 HF	△	△												
	125 MX1, MRX, SP01		601 HF	519 HF	△	△												
	125 Nexus	07-	177 CT	177 CT	▲	▲			△	△	△	△						
	125 R1, R1S	90-	588 HF	519 HF	△	△												
	125 SP02	90-	601 HF	519 HF	△	△												
	125 Surfer	00-	559 HF	559 HF	△	△												
	125 TG 1, 2, 3 (alu wheels)		560 HF		△													
	125 TG1, GR1, RTX		560 HF		△													
	125 Typhoon	96-	130 CT	2195	▲				△									
CX	125	91-	601 HF	519 HF	△	△									△		△	
ER	125 Rally	87	588 HF		△													
FX	125 Runner	97- 99	148 CT	2205	▲				△									
FX	125 Runner (Grimeca cal.)	00-	120 CT	202 CT	▲	△			△	△	△	△						
FX	125 Runner (Hengtong cal.)	00-	177 CT	202 CT	▲	△			△	△	△	△						
FX	125 Runner SP (Grimeca cal.)	00-	120 CT	202 CT	▲	△			△	△	△	△						
FX	125 Runner SP (Hengtong cal.)	00-	177 CT	202 CT	▲	△			△	△	△	△						
MXR	125	90	588 HF	519 HF	△	△												
RC	125 Top Rally	90-	608 HF	575 HF	△	△												
RRT	125 Nebraska	87	588 HF		△													
RTX	125	86	588 HF		△													
RV	125	86-	560 HF*		△													
RX	125	83	519 HF		△													
RX	125 Arizona Hawk	85	588 HF		△													
SC	125	06-	189 MS	105 CT		△					△	△						
ST	125 Runner	08-	177 CT	166 CT	▲	▲			△	△	△	△						
VX	125 Runner 4T (Grimeca cal.)	01-	120 CT	166 CT	▲	▲			△	△	△	△						
VX	125 Runner 4T (Hengtong cal.)	01-	177 CT	166 CT	▲	▲			△	△	△	△						
X1	125	89	588 HF	574 HF	△	△												
XR2	125	90	588 HF	519 HF	△	△									△		△	
FX	150 Runner	97-	148 CT	2205	△				△									
	175 Mad Mud	02-	120 CT	143 CT	△	△			△	△	△							
	180 DNA	01-	120 CT	143 CT	▲	▲			△	△	△							
FXR	180 Runner	97	148 CT		▲				△									
FXR	180 Runner	98- 99	120 CT		▲				△		△							
FXR	180 Runner (Grimeca cal.)	00-	120 CT	202 CT	▲	△			△	△	△	△						
FXR	180 Runner (Hengtong cal.)	00-	177 CT	202 CT	▲	△			△	△	△	△						
FXR	180 Runner SP (Grimeca cal.)	00-	120 CT	202 CT	▲	△			△	△	△	△						
FXR	180 Runner SP (Hengtong cal.)	00-	177 CT	202 CT	▲	△			△	△	△	△						
VXR	180 Runner	01-	177 CT		▲				△		△							
VXR	180 Runner 4T (Grimeca cal.)	01-	120 CT	166 CT	△	△			△	△	△	△						
VXR	180 Runner 4T (Hengtong cal.)	01-	177 CT	166 CT	△	△			△	△	△	△						
	200 Arizona Hawk	85	588 HF		△													
	200 ER	87	588 HF		△													
	200 Fast Bike		588 HF	519 HF	△	△												

ALWAYS choose quality as "RECOMMENDED" / Choisissez TOUJOURS la qualité "RECOMMANDÉE".

* = 2 sets required / 2 jeux pour l'Avant.

△ = Available quality / Qualité disponible. ▲ = Available quality mit ABE / Qualité disponible avec ABE.

▲ = Mit ABE vorne und hinten. TÜV-Abnahme entfällt (gilt nur für Scheibenbremsbeläge).



RECOMMENDED

1xx = Scooter Pads
5xx = Street, Off Road & Racing Pads
2xxx = Brake Shoes



STREET

EXCEL



MAXI

CARBON



MAXI

SINTER



OFF ROAD

RACING OFF ROAD



RACING OFF ROAD

RACING ROAD RACING



GILERA

				HF	HF	HS	LS	CT	CT	MS	MS	SI	SI	RSI	RSI	DC	RS
	200 RX	83	519 HF		△												
	200 Stalker	97-	123 CT	202 CT	△	△											
	200 T4, T4C, T4S		560 HF		△												
FX	200 Runner	97- 98	148 CT	2205	△												
FX	200 Runner SP	98-	120 CT	202 CT	△	△											
RV	200		605 HF*	519 HF	△	△											
RV	200	85-	560 HF*		△												
ST	200 Runner	08-	177 CT	166 CT	▲	▲											
VXR	200 Runner 4T (Grimeca cal.)	01-	120 CT	166 CT	▲	▲											
VXR	200 Runner 4T (Hengtong cal.)	01-	177 CT	166 CT	▲	▲											
	250 Arizona Hawk	86-	519 HF		△												
	250 Arizona Rally		588 HF	519 HF	△	△											
	250 Arizona Rally	86-	519 HF		▲												
	250 Nexus	07-	177 MS	177 MS	▲	▲											
	250 Oregon Quad	07-	575 SI*	775 SI	△												
NGR	250	85-	574 HF*	519 HF	△	△											
	350 Dakota		588 HF		△												
	350 Dakota	86-	594 HF		△												
	350 Saturno Bialbero		566 HF	519 HF	△	△											
XRT	350	90-	588 HF	519 HF	△	△											
	500 Dakota	86	588 HF		△												
	500 Nexus	04-	151 MS*	157 MS	△	△											
	500 Saturno Bialbero	90	566 HF	519 HF	△	△											
	500 Saturno Piuma	90-	566 HF	519 HF	△	△											
RC	500 Fuoco ie	08-	202 MS*	191 MS	△	▲											
	600 Nordwest	91-	601 HF*	519 HF	△	△											
	600 Supersport	02-	762 HS*	730 LS	△	△											
RC	600	88	588 HF	519 HF	△	△											
RC	600 Top Rally	90-	608 HF	575 HF	△	△											
XRT	600	89	588 HF	519 HF	△	△											
GP	800	08-	151 MS*	177 MS	▲	△											

HAO-QING

	125 2C	02-	585 HF		△												
--	--------	-----	--------	--	---	--	--	--	--	--	--	--	--	--	--	--	--

HARLEY DAVIDSON

FLT	Series	88- 99	579 HS*	668 LS	▲	▲	▲	▲									
FLT/H	Series	86- 87	579 HS*	668 LS	△	△	△	△									
FXB	Series	74- 77	679 HF		△												
FXE	Series	74- 77	679 HF	513 HF	△	△											
XL	Series	74- 77	679 HF		△												
XLH	Series	88- 99	579 HS*	669 LS	△	△	△	△									
XL	883 C Sportster Custom	04-	807 HS	808 LS			▲	▲									
XL	883 L Sportster Low	06-	807 HS	808 LS			▲	▲									
XL	883 R Sportster	00- 03	826 HS	846 LS			△	△									
XL	883 Sportster	04-	807 HS	808 LS			▲	▲									
XL	883 Sportster Custom	00- 03	826 HS	846 LS			△	△									
XL	883 Sportster R	05-	807 HS*	808 LS			△	△									
XLH	883	70- 83	537 HF		△												
XLH	883 portster	85- 86	579 HF	549 HF	▲	▲											
XLH	883 Sportster	87- 89	579 HF	669 HF	▲	▲											
XLH	883 Sportster	90- 99	579 HF	669 HF	▲	▲											
XLH	883 Sportster	00- 03	826 HS	846 LS			△	△									
XLH	883 Sportster Hugger	00- 03	826 HS	846 LS			△	△									
XL	1000	78	537 HF	543 HF	△	△											
XLCH	1000	73	513 HF		△												
XLCH	1000	78- 80	537 HF	543 HF	△	△											
XLH	1000 Sportster	79- 82	537 HF*	543 HF	△	△											
XLH	1000 Sportster	83- 85	537 HF*	549 HF	△	△											
XLS	1000 Anniversary	82	537 HF*	549 HF	△	△											
XLS	1000 Roadster	79- 82	537 HF*	543 HF	△	△											
XLS	1000 Sportster	83	537 HF*	549 HF	△	△											
XLX	1000 61	83	537 HF*	549 HF	△	△											
XLX	1000 61	84	537 HF	549 HF	△	△											
XR	1000	85	537 HF*	549 HF	△	△											
XLH	1100	87- 88	579 HS	669 LS	▲	▲	▲	▲									
XLH	1100 Sportster	85- 86	579 HF	549 HF	▲	▲											
XLX	1100	86	579 HF	549 HF	△	△											

ALWAYS choose quality as **"RECOMMENDED"** / Choisissez **TOUJOURS** la qualité **"RECOMMANDÉE"**.

* = 2 sets required / 2 jeux pour l'Avant.

△ = Available quality / Qualité disponible. ▲ = Available quality mit ABE / Qualité disponible avec ABE.

▲ = Mit ABE vorne und hinten. TÜV-Abnahme entfällt (gilt nur für Scheibenbremsbeläge).



RECOMMENDED

1xx = Scooter Pads
5xx = Street, Off Road & Racing Pads
2xxx = Brake Shoes



STREET



STREET EXCEL



MAXI CARBON



MAXI SINTER



OFF ROAD



RACING OFF ROAD



RACING ROAD RACING



HARLEY DAVIDSON				1xx	5xx	2xxx	HF	HF	HS	LS	CT	CT	MS	MS	SI	SI	RSI	RSI	DC	RS	
VRSCA	1130	V-Rod	02 - 05	826 HS*	846 LS				△	△											
VRSCA	1130	V-Rod	06 -	830 HS*	830 LS				△	▲											
VRSCAW	1130	V-Rod	08 -	830 HS*	830 LS				△	△											
VRSCB	1130	V-Rod	04	826 HS*	846 LS				△	△											
VRSCD	1130	Night Rod	06 -	830 HS*	830 LS				▲	▲											
VRSCDX	1130	Night Rod Special	08 -	830 HS*	830 LS				△	△											
VRSCF	1130	Muscle	09 -	830 HS	830 LS				△	△											
VRSCR	1130	Street Rod	06 -	830 HS*	830 LS				△	▲											
VRSCX	1130	V-Rod	08 -	830 HS*	830 LS				△	△											
FL	1200	FLH Police	75 - 79	513 HF	513 HF		△	△													
FLH	1200		74 - 76	513 HF	513 HF		△	△													
FLH	1200		80	513 HF	553 HF		△	△													
FLH	1200	Anniversary	78	513 HF	513 HF		△	△													
FLH	1200	Touring	77 - 78	513 HF	513 HF		△	△													
FLHS	1200		77 - 80	513 HF	513 HF		△	△													
FX	1200		74 - 80	537 HF	513 HF		△	△													
FXE	1200		74 - 80	537 HF	513 HF		△	△													
FXS	1200		78 - 79	537 HF	513 HF		△	△													
XL	1200	C Sportster Custom	04 -	807 HS	808 LS				▲	▲											
XL	1200	L Sportster Low	07 -	807 HS	808 LS				△	△											
XL	1200	N Nightster	07 -	807 HS	808 LS				▲	▲											
XL	1200	R Sportster Roadster	04 -	807 HS*	808 LS				▲	▲											
XL	1200	Sportster Custom	00 - 03	826 HS	846 LS				△	△											
XL	1200	Sportster Sport	00 - 03	826 HS*	846 LS				△	△											
XLH	1200	Sportster	90 - 99	579 HS	669 LS		▲	▲	▲	▲											
XLH	1200	Sportster	00 - 03	826 HS	846 LS				△	△											
XR	1200		08 -	860 HS*	808 LS				△	△											
FLH	1340	80	78 - 80	513 HF	513 HF		△	△													
FLH	1340	80	81	513 HF	553 HF		△	△													
FLH	1340	Classic	82 - 83	543 HF*	553 HF		△	△													
FLH	1340	Electra Glide	82 - 83	543 HF*	513 HF		△	△													
FLH	1340	Electra Glide Spec.	84	513 HF	553 HF		△	△													
FLH	1340	Heritage	81	543 HF*	553 HF		△	△													
FLHS	1340	Electra Glide Sport	90	579 HS*	668 LS		△	△	△	△											
FLHT	1340	Electra Glide	85 - 86	579 HF*	549 HF		▲	▲													
FLHT	1340	Electra Glide Classic	87 - 99	579 HS*	669 LS		▲	▲	▲	▲											
FLHTC	1340	Electra Glide Classic	85 - 86	579 HF*	549 HF		△	△													
FLHTC	1340	Electra Glide Classic	90 - 99	579 HS*	668 LS		▲	▲	▲	▲											
FLHTC	1340	Electra Glide Classic	93	579 HS*	669 LS		△	△	△	△											
FLHTC	1340	Ultra Classic	90 - 99	579 HS*	668 LS		▲	▲	▲	▲											
FLST	1340	Heritage Softail	86 - 87	579 HF	549 HF		△	△													
FLST	1340	Heritage Softail	88 - 99	579 HS	668 LS		△	△	△	△											
FLSTC	1340	Heritage Softail Cl.	90 - 99	579 HS	669 LS		△	△	△	△											
FLSTF	1340	Fat Boy	90 - 99	579 HS	669 LS		△	△	△	△											
FLSTN	1340	Heritage Softail Nost.	93 - 99	579 HS*	669 LS		△	△	△	△											
FLT	1340		84 - 85	579 HF	553 HF		▲	▲													
FLT	1340	80	80 - 81	543 HF*	553 HF		△	△													
FLT	1340	80 Classic	81	543 HF*	553 HF		△	△													
FLT	1340	Classic	82 - 83	543 HF*	553 HF		△	△													
FLT	1340	Tour Glide	82	543 HF*	553 HF		△	△													
FLTC	1340	Tour Glide Classic	85 - 86	579 HF	549 HF		△	△													
FLTC	1340	Tour Glide Classic	90	579 HS*	668 LS		△	△	△	△											
FLTH	1340	Tour Glide	84	537 HF*	553 HF		△	△													
FXB	1340	80	80 - 81	537 HF	513 HF		△	△													
FXB	1340	Sturgis	82	537 HF*	513 HF		△	△													
FXDB	1340	Dyna Glide Daytona	91 - 99	579 HS*	669 LS		△	△	△	△											
FXDB	1340	Dyna Glide Sturgis	91 - 99	579 HF	669 HF		△	△													
FXDB	1340	Sturgis	91 - 99	579 HS	669 LS		△	△	△	△											
FXDL	1340	Dyna Low Rider	93 - 99	579 HS*	669 LS		△	△	△	△											
FXDWG	1340	Dyna Wide Glide	93 - 99	579 HS	669 LS		△	△	△	△											
FXE	1340		82	537 HF	669 HF		△	△													
FXE	1340		85 - 86	579 HF	549 HF		▲	▲													
FXE	1340	80	78 - 81	537 HF	513 HF		△	△													
FXE	1340	Super Glide	83 - 84	537 HF*	513 HF		△	△													
FXEF	1340	80 Fat Bob	79 - 81	537 HF	513 HF		△	△													
FXLR	1340	Low Rider Custom	87 - 88	579 HS	669 LS		▲	▲	▲	▲											
FXLR	1340	Low Rider Custom	93 - 99	579 HS	669 LS		△	△	△	△											
FXR	1340		78 - 81	537 HF	513 HF		△	△													

ALWAYS choose quality as **"RECOMMENDED"** / Choisissez **TOUJOURS** la qualité **"RECOMMANDÉE"**.

* = 2 sets required / 2 jeux pour l'Avant.

△ = Available quality / Qualité disponible. ▲ = Available quality mit ABE / Qualité disponible avec ABE.

▲ = Mit ABE vorne und hinten. TÜV-Abnahme entfällt (gilt nur für Scheibenbremsbeläge).

**RECOMMENDED**

1xx = Scooter Pads
 5xx = Street, Off Road & Racing Pads
 2xxx = Brake Shoes

**HARLEY DAVIDSON**

					HF	HF	HS	LS	CT	CT	MS	MS	SI	SI	RSI	RSI	DC	RS
FXR	1340		87 - 88	579 HS	669 LS	▲	▲	▲	▲									
FXR	1340	Super Glide	82 - 83	537 HF	549 HF	△	△											
FXR	1340	Super Glide	85 - 86	579 HF	549 HF	▲	▲											
FXR	1340	Super Glide	90 - 99	579 HS	669 LS	▲	▲	▲	▲									
FXRD	1340	Sport Glide GTE	85 - 86	579 HF*	549 HF	△	△											
FXRS	1340	Low Glide	82 - 84	537 HF*	549 HF	△	△											
FXRS	1340	Low Rider	85 - 86	579 HF*	549 HF	▲	▲											
FXRS	1340	Low Rider Sport	87 - 99	579 HS*	669 LS	▲	▲	▲	▲									
FXRS	1340	Low Rider Sport Ed.	90 - 99	579 HS*	669 LS	▲	▲	▲	▲									
FXRS	1340	Low Rider, Convert.	90 - 99	579 HS*	669 LS	▲	▲	▲	▲									
FXRS	1340	Super Glide II	82 - 83	537 HF*	549 HF	△	△											
FXRT	1340	Sport Glide	85 - 86	579 HF*	549 HF	▲	▲											
FXRT	1340	Sport Glide	90 - 99	579 HS*	669 LS	▲	▲	▲	▲									
FXRT	1340	Super Glide II	83	537 HF	549 HF	△	△											
FXS	1340	80	79 - 81	537 HF	513 HF	△	△											
FXS	1340	Low Rider	82	537 HF*	513 HF	△	△											
FXSB	1340	Low Rider	83	537 HF*	549 HF	▲	▲											
FXST	1340	Softail	84 - 86	579 HF	549 HF	▲	▲											
FXSTC	1340	Softail Custom	85 - 86	579 HF	549 HF	▲	▲											
FXSTC	1340	Softail Custom	88 - 99	579 HS	669 LS	▲	▲	▲	▲									
FXSTS	1340	Springer Softail	90 - 99	579 HS	669 LS	▲	▲	▲	▲									
FXWG	1340		87 - 88	579 HS	669 LS	△	△	△	△									
FXWG	1340	80	80 - 81	537 HF	513 HF	△	△											
FXWG	1340	Wide Glide	82	537 HF*	513 HF	△	△											
FXWG	1340	Wide Glide	83	537 HF*	549 HF	△	△											
FXWG	1340	Wide Glide	84	537 HF	549 HF	△	△											
FXWG	1340	Wide Glide	85 - 86	579 HF	549 HF	△	△											
FLHR/I	1450	Road King	00 - 04	826 HS*	846 LS			△	△									
FLHR/I	1450	Road King	05 - 06	826 HS*	846 LS			▲	△									
FLHRCI	1450	Road King Classic	00 - 04	826 HS*	846 LS			△	△									
FLHRCI	1450	Road King Classic	05 - 06	826 HS*	846 LS			▲	△									
FLHRS/I	1450	Road King Custom	04	826 HS*	846 LS			△	△									
FLHRS/I	1450	Road King Custom	05 - 06	826 HS*	846 LS			▲	△									
FLHT/I	1450	Electra Glide Standard	00 - 04	826 HS*	846 LS			△	△									
FLHT/I	1450	Electra Glide Standard	05 - 06	826 HS*	846 LS			▲	△									
FLHTC/I	1450	Electra Glide Classic	00 - 04	826 HS*	846 LS			△	△									
FLHTC/I	1450	Electra Glide Classic	05 - 06	826 HS*	846 LS			▲	△									
FLHTCUI	1450	Ultra Classic Electra Glide	00 - 04	826 HS*	846 LS			△	△									
FLHTCUI	1450	Ultra Classic Electra Glide	05 - 06	826 HS*	846 LS			▲	△									
FLHXI	1450	Street Glide	06	826 HS*	846 LS			▲	△									
FLSTC/I	1450	Heritage Softail Classic	00 - 04	826 HS	846 LS			△	△									
FLSTC/I	1450	Softail	05 - 06	826 HS	846 LS			▲	△									
FLSTF/I	1450	Fat Boy	00 - 04	826 HS	846 LS			△	△									
FLSTF/I	1450	Fat Boy	05 - 06	826 HS	846 LS			▲	△									
FLSTI	1450	Heritage Softail	06	826 HS	846 LS			▲	△									
FLSTN/I	1450	Softail Deluxe	05 - 06	826 HS	846 LS			▲	△									
FLSTS/I	1450	Heritage Springer	00 - 03	579 HS	846 LS	▲		▲	△									
FLSTSC/I	1450	Springer Softail Classic	05 - 06	579 HS	846 LS	▲		▲	△									
FLTR/I	1450	Road Glide Classic	00 - 04	826 HS*	846 LS			△	△									
FLTR/I	1450	Road Glide Classic	05 - 06	826 HS*	846 LS			▲	△									
FXD	1450	Dyna Super Glide	00 - 03	826 HS	846 LS			△	△									
FXDBI	1450	Dyna Street Bob	06	826 HS	846 LS			▲	△									
FXDC/I	1450	Dyna Super Glide Custom	05 - 06	826 HS	846 LS			▲	△									
FXDI	1450	35th Anniversary Super Glide	06	826 HS	846 LS			▲	△									
FXDI	1450	Dyna Super Glide	04	826 HS	846 LS			△	△									
FXDI	1450	Dyna Super Glide	05 - 06	826 HS	846 LS			▲	△									
FXDL	1450	Dyna Low Rider	00 - 03	826 HS*	846 LS			△	△									
FXDLI	1450	Dyna Low Rider	04	826 HS	846 LS			△	△									
FXDLI	1450	Dyna Low Rider	05 - 06	826 HS	846 LS			▲	△									
FXDS	1450	Dyna Convertible	00 - 02	826 HS*	846 LS			△	△									
FXDWG	1450	Dyna Wide Glide	00 - 03	826 HS	846 LS			△	△									
FXDWGI	1450	Dyna Wide Glide	04	826 HS	846 LS			△	△									
FXDWGI	1450	Dyna Wide Glide	05 - 06	826 HS	846 LS			▲	△									
FXDX	1450	Dyna Super Glide Sport	00 - 03	826 HS*	846 LS			△	△									
FXDXI	1450	Dyna Super Glide Sport	04	826 HS	846 LS			△	△									
FXDXI	1450	Dyna Super Glide Sport	05 - 06	826 HS	846 LS			▲	△									
FXDXT	1450	Dyna Super Glide T-Sport	00 - 03	826 HS*	846 LS			△	△									
FXST/I	1450	Softail Standard	00 - 04	826 HS	846 LS			△	△									

ALWAYS choose quality as **"RECOMMENDED"** / Choisissez **TOUJOURS** la qualité **"RECOMMANDÉE"**.

* = 2 sets required / 2 jeux pour l'Avant.

△ = Available quality / Qualité disponible. ▲ = Available quality mit ABE / Qualité disponible avec ABE.

▲ = Mit ABE vorne und hinten. TÜV-Abnahme entfällt (gilt nur für Scheibenbremsbeläge).



RECOMMENDED

1xx = Scooter Pads
5xx = Street, Off Road & Racing Pads
2xxx = Brake Shoes



STREET



STREET EXCEL



MAXI CARBON



MAXI SINTER



OFF ROAD



RACING OFF ROAD



RACING ROAD RACING



HARLEY DAVIDSON						HF	HF	HS	LS	CT	CT	MS	MS	SI	SI	RSI	RSI	DC	RS	
FXST/I	1450	Softail Standard	05	826 HS	846 LS			▲	△											
FXST/I	1450	Softail Standard	06	826 HS	846 LS			▲	▲											
FXSTB/I	1450	Night Train	00 - 04	826 HS	846 LS			▲	△											
FXSTB/I	1450	Night Train	05	826 HS	846 LS			▲	△											
FXSTB/I	1450	Night Train	06	826 HS	846 LS			▲	▲											
FXSTD/I	1450	Softail Deuce	00 - 04	826 HS	846 LS			▲	△											
FXSTD/I	1450	Softail Deuce	05 - 06	826 HS	846 LS			▲	△											
FXSTS/I	1450	Softail	05	579 HS	846 LS			▲	△											
FXSTS/I	1450	Springer Softail	00 - 04	579 HS	846 LS	▲		▲	△											
FLHR	1584	Road King	07	826 HS*	846 LS			▲	△											
FLHR	1584	Road King	08 -	830 HS*	830 LS			△	△											
FLHRC	1584	Road King Classic	07	826 HS*	846 LS			▲	△											
FLHRC	1584	Road King Classic	08 -	830 HS*	830 LS			△	△											
FLHRS	1584	Road King Custom	07 -	826 HS*	846 LS			▲	△											
FLHT	1584	Electra Glide Standard	07	826 HS*	846 LS			▲	△											
FLHT	1584	Electra Glide Standard	08 -	830 HS*	830 LS			△	△											
FLHTC	1584	Electra Glide Classic	07	826 HS*	846 LS			▲	△											
FLHTC	1584	Electra Glide Classic	08 -	830 HS*	830 LS			△	△											
FLHTCi	1584	Ultra Electra Glide Classic	08 -	830 HS*	830 LS			△	△											
FLHTCU	1584	Ultra Classic Electra Glide	07 -	826 HS*	846 LS			▲	△											
FLHX	1584	Street Glide	07	826 HS*	846 LS			▲	△											
FLHX	1584	Street Glide	08 -	830 HS*	830 LS			△	△											
FLSTC	1584	Heritage Softail Classic	08 -	853 HS	854 LS			▲	▲											
FLSTC	1584	Heritage Softail Classic	07	826 HS	846 LS			▲	▲											
FLSTF	1584	Fat Boy	07	826 HS	846 LS			▲	△											
FLSTF	1584	Fat Boy	08 -	853 HS	854 LS			▲	▲											
FLSTN	1584	Softail Deluxe	07	826 HS	846 LS			▲	△											
FLSTN	1584	Softail Deluxe	08 -	853 HS	854 LS			▲	▲											
FLSTSC/I	1584	Softail	07	579 HS	846 LS	▲		▲	▲											
FLTR	1584	Road Glide	08 -	830 HS*	830 LS			△	△											
FXCW	1584	Rocker	08 -	853 HS	854 LS			▲	▲											
FXCWC	1584	Rocker C	08 -	853 HS	854 LS			▲	▲											
FXD	1584	Dyna Super Glide	07	826 HS	846 LS			▲	△											
FXD	1584	Dyna Super Glide	08 -	853 HS	854 LS			▲	▲											
FXDB	1584	Dyna Street Bob	07	826 HS	846 LS			▲	△											
FXDB	1584	Dyna Street Bob	08 -	853 HS	854 LS			▲	▲											
FXDC	1584	Dyna Super Glide Custom	07	826 HS	846 LS			▲	△											
FXDC	1584	Dyna Super Glide Custom	08 -	853 HS	854 LS			▲	▲											
FXDF	1584	Fat Bob	08 -	853 HS	854 LS			▲	▲											
FXDL	1584	Dyna Low Rider	07	826 HS	846 LS			▲	△											
FXDL	1584	Dyna Low Rider	08 -	853 HS	854 LS			▲	▲											
FXDWG	1584	Dyna Wide Glide	07	826 HS	846 LS			▲	△											
FXDWG	1584	Dyna Wide Glide	08 -	853 HS	854 LS			▲	▲											
FXST	1584	Softail Standard	07	826 HS	846 LS			▲	▲											
FXST	1584	Softail Standard	08 -	853 HS	854 LS			▲	▲											
FXSTB	1584	Night Train	07	826 HS	846 LS			▲	▲											
FXSTB	1584	Night Train	08 -	853 HS	854 LS			▲	▲											
FXSTC	1584	Softail Custom	07	826 HS	846 LS			▲	△											
FXSTC	1584	Softail Custom	08 -	853 HS	854 LS			▲	▲											
FXSTD	1584	Softail Deuce	07	826 HS	846 LS			▲	△											
HERCULES																				
		Silver Star Classic	93	506 HF				△												
GP		Supra	80 -	541 HF		▲														
KX-5			87 -	532 HF				△												
ZX			86 -	519 HF				△												
	50	Gipsy, Splinter, Reggae	95 -	123 HF	2012	▲				△										
	50	Limbo	95 -	2011	2012															
	50	Ultra	79 - 83	532 HF*		▲														
RS	50		79 - 83	532 HF*		▲														
SR	50	Samba	93 -	2012	2012															
	80	Ultra AC	81	532 HF*		▲														
	80	Ultra AC Ch.	81 - 83	532 HF*		▲														
	80	Ultra Chopper	81 - 83	532 HF*		▲														
RX-9	80		82 - 83	532 HF		▲														
RX-9	80	Aircooled	82 - 83	532 HF		▲														
SR	80	Samba	93 -	2012	2012															
	280	ATV	07 -	810 SI*		▲										▲		△		

ALWAYS choose quality as **“RECOMMENDED”** / Choisissez **TOUJOURS** la qualité **“RECOMMANDÉE”**.

* = 2 sets required / 2 jeux pour l'Avant.

△ = Available quality / Qualité disponible. ▲ = Available quality mit ABE / Qualité disponible avec ABE.

▲ = Mit ABE vorne und hinten. TÜV-Abnahme entfällt (gilt nur für Scheibenbremsbeläge).



RECOMMENDED

1xx = Scooter Pads
5xx = Street, Off Road & Racing Pads
2xxx = Brake Shoes



STREET



STREET EXCEL



MAXI CARBON



MAXI SINTER



OFF ROAD



RACING OFF ROAD



RACING ROAD RACING



			RECOMMENDED		STREET		STREET EXCEL		MAXI CARBON		MAXI SINTER		OFF ROAD		RACING OFF ROAD		RACING ROAD RACING	
			HF	HF	HS	LS	CT	CT	MS	MS	SI	SI	RSI	RSI	DC	RS		
HERCULES																		
	300	ATV Sport	07-	810 SI*	▲							▲		△				
HERO ENVOY																		
	50		99-	105 HF	△						△							
HIGHLAND																		
	450	MX	06-	671 RSI	675 RSI	▲	▲					▲	▲	△	△			
	950	V2 Motard	00-	671 HF	675 HF	△	△					△	△	△	△			
	950	V2 Outback	99-	671 HF	675 HF	▲	▲					▲	▲	△	△			
HM																		
CRE	50		98-	608 HF	548 HF	△	△											
CRE	50		06-	774 HF	604 HF	▲	▲											
CRE	50	Baja	97-	548 HF	548 HF	△	△											
	125	Supermotard	00- 02	694 HF	604 HF	△	△					△	△	△	△			
CR	125	Supermotard	04- 06	694 HF	777 RSI	△						△	△	△	△			
CRE	125	Enduro	95- 01	694 SI	604 SI	△	△					△	△	△	△			
CRE	125	Enduro	02-	694 SI	777 SI	△						△	△	△	△			
CRE	125	Supermotard	03	694 HF	604 HF	△	△					△	△	△	△			
CRM	125	X Supermotard	07	843 RSI	777 RSI			△				△	△	△	△		△	
	250	Supermotard	00- 02	694 HF	604 HF	△	△					△	△	△	△			
CRE	250	Enduro	95- 01	694 SI	604 SI	△	△					△	△	△	△			
CRE	250	Enduro	02-	694 SI	777 SI	△						△	△	△	△			
CRE	250	F Enduro	04-	694 SI	777 SI	△						△	△	△	△			
CRE	250	Supermotard	03	694 HF	604 HF	△	△					△	△	△	△			
CRE	250	Supermotard	04- 07	694 HF	777 RSI	△						△	△	△	△			
CRE	250	X Enduro	04-	694 SI	777 SI	△						△	△	△	△			
CRF	250	Supermotard	04- 06	694 HF	777 RSI	△						△	△	△	△			
CRM	250	X Supermotard	07-	843 RSI	777 RSI			△				△	△	△	△		△	
CRE	450	F Enduro	02-	694 SI	777 SI	△						△	△	△	△			
CRE	450	X Enduro	04-	694 SI	777 SI	△						△	△	△	△			
CRF	450	Supermotard	02- 06	694 HF	777 RSI	△						△	△	△	△			
CRM	450	X Supermotard	07-	843 RSI	777 RSI			△				△	△	△	△		△	
CRM	500	X Supermotard	07-	843 RSI	777 RSI			△				△	△	△	△		△	
HONDA																		
QA		K1-K3	87-	2074	2074													
	50	Dio, Life	94-	2057	2057													
	50	Formula	94-	123 HF		△				△								
	50	Giorno	92- 94	670 HF		△												
	50	Jazz	92-	670 HF		△												
	50	Sky Classic	00-	123 HF	2012	△				△								
	50	Sky Vetro	00-	123 HF	2012	△				△								
	50	Super Dio (Japan)	94-	2057	2057													
	50	Tact S	93-	115 HF	2057	△				△								
C	50	all models	75- 93	2012	2012													
CB	50	all models	80- 81	100 HF	2013	▲				△								
CB	50	all models	81	2013	2013													
CB	50	J, K1	75- 79	525 HF	2013	△												
CB	50	Replica	99-		144 HF		△				△							
CF	50	Chaly	79	2012	2012													
CR	50	RE, RF	84- 85	2057	2057													
CRF	50		04-	2010	2010													
CRM	50		88- 92	100 HF	121 HF	△	△			△								
CRM	50		93- 96	115 HF	121 HF	△	△			△								
CRM	50	(Made in Spain)	93- 96	139 HF		△				△								
GP	50	Dio	89- 90	670 HF	2011	△												
GP	50	Dio	91-	115 HF	2057	△				△								
HSC	50	ZR, 01 Scooter	92-	115 HF	2057	△				△								
MB	50	S	80- 82	100 HF	2013	▲				△								
MBX	50		80- 82	100 HF	2013	▲				△								
MBX	50	S	83- 85	103 HF	2013	▲				△								
MRX	50		88-	100 HF	2013	△				△								
MT	50	S	80- 93	2013	2013													
MTX	50	SC-SD	83- 84	2013	2013													
NA	50	Express	79- 81	2010	2011													
NB	50	ME, Aero	83- 87	2010	2011													
NC	50	Express	77- 80	2010	2010													

ALWAYS choose quality as **"RECOMMENDED"** / Choisissez **TOUJOURS** la qualité **"RECOMMANDÉE"**.

* = 2 sets required / 2 jeux pour l'Avant.

△ = Available quality / Qualité disponible. ▲ = Available quality mit ABE / Qualité disponible avec ABE.

▲ = Mit ABE vorne und hinten. TÜV-Abnahme entfällt (gilt nur für Scheibenbremsbeläge).



RECOMMENDED
 1xx = Scooter Pads
 5xx = Street, Off Road & Racing Pads
 2xxx = Brake Shoes

HONDA				RECOMMENDED		STREET		STREET EXCEL		MAXI CARBON		MAXI SINTER		OFF ROAD		RACING OFF ROAD		RACING ROAD RACING	
						HF	HF	HS	LS	CT	CT	MS	MS	SI	SI	RSI	RSI	DC	RS
NC	50	Express	81 - 83	2010	2011														
ND	50	C, ML Melody	82-	2010	2011														
NE	50	MF, MG, TH Vision	85- 87	2010	2011														
NH	50	Lead	- 83	2012	2011														
NH	50	Lead	86- 93	110 HF	2011	▲				△									
NH	50	Lead	94-	121 HF	2011	▲													
NH	50	Lead (Drum vers.)	94-	2012	2011														
NH	50	Lead SS,MR,MSE	84- 85	112 HF	2011	▲				△									
NN	50	MD Gyro	84	2010	2010														
NP	50	Melody D Mini	83-	2010	2011														
NPS	50	Zoomer	01-	2057	2057														
NQ	50	D, Spree	84- 87	2010	2010														
NS	50	F, Aero	88-	103 HF	2011	△				△									
NS-1	50		91-	103 HF	2011	△				△									
NSR	50		89- 90	103 HF	2013	▲				△									
NT	50	F, G, H Melody Mini	85- 87	2010	2010														
NU	50	MC Runaway, Express	82- 83	2057	2011														
NV	50	MSD Stream	84-	2011	2011														
NX	50	A, B, MC Caren	82	2010	2011														
OR	50		93-	2010	2011														
PA	50		78- 81	2010	2074														
PA	50		82- 83	2010	2010														
PA	50	Camino	80-	2074	2074														
PC	50	K1	79-	2010	2010														
PF	50	M Nocio	75-	2074	2074														
PK	50	Walaroo DX-STD	90- 01	2057	2012														
PX	50		82- 83	2074	2011														
PX	50		84-	2074															
PXR	50	all models	85-	2193	2194														
QR	50		93- 03	2010	2057														
QR	50	ED, EF	82- 92	2010	2011														
R	50	Monkey	88-	618 HF	2012	△													
SA	50	Elite LX, SR	88- 93	2010	2011														
SA	50	J Vision	88- 94	2057	2057														
SB	50		88- 89	2010	2010														
SC	50	1-ZX	92-	670 HF		△													
SFX	50	Sport	96-	123 HF	2012	▲				△									
SGX	50	Sky DX	97-	123 HF	2012	▲				△									
SH	50	City Express	84- 96	2080	2012														
SH	50	City Express	85- 96		2012														
SH	50	Fifty, Scoopy	00-	123 HF		▲				△									
SH	50	Scoopy	88-	2012	2080														
SH	50	T	97	123 HF	2012	▲				△									
SJ	50	Bali	93- 98	124 HF	2012	▲				△									
SP	50		- 91	100 HF		△				△									
SP	50		92-	670 HF		△													
SR	50	Dio	93-	115 HF	2057	△				△									
SR	50	Super Dio	91- 92	115 HF	2057	△				△									
SRX	50	Shadow	98-	144 HF		▲				△									
SS	50	K2	75- 77	2012	2012														
SS	50	ZB2	75- 80	525 HF	2012	△													
ST	50	Dax	78- 93	2012	2012														
SXR	50		98-	123 HF		△				△									
SZX	50	X8R-S	98-	123 HF	129 HF	▲	▲			△	△								
SZX	50	X8R-X	98-	123 HF	129 HF	▲	▲			△	△								
TG	50	M Gyro S	85- 86	2010	2010														
TLM	50	F	85-	2057	2057														
XL	50			2013	2013														
XR	50	R	00-	2010	2010														
Z	50	R, RD	80- 99	2010	2010														
ZX	50	Super Dio	92-	115 HF	2057	△				△									
CR	60	RF, RG	85- 86	2057	2057														
ATC	70	all models	78- 85		2069														
C	70	all models	75- 83	2012	2012														
CF	70	K2, C	78	2012	2012														
CRF	70		04-	2057	2057														
CT	70		91- 94	2010	2010														
ST	70	Dax	78- 93	2012	2012														

ALWAYS choose quality as **"RECOMMENDED"** / Choisissez **TOUJOURS** la qualité **"RECOMMANDÉE"**.

* = 2 sets required / 2 jeux pour l'Avant.

△ = Available quality / Qualité disponible. ▲ = Available quality mit ABE / Qualité disponible avec ABE.

▲ = Mit ABE vorne und hinten. TÜV-Abnahme entfällt (gilt nur für Scheibenbremsbeläge).

**RECOMMENDED**

1xx = Scooter Pads
5xx = Street, Off Road & Racing Pads
2xxx = Brake Shoes



HONDA					HF	HF	HS	LS	CT	CT	MS	MS	SI	SI	RSI	RSI	DC	RS
TRX	70		86 - 87	2048	2041													
XR	70		97 -	2057	2057													
	75	Yupy	90 -	121 HF	2012	△												
CRM	75	R	90 - 94	603 HF	604 HF	△	△											
NF	75		79	2012	2012													
NS-1	75		92 -	119 HF	121 HF	△	△			△		△						
NSR	75	FI	88 - 00	103 HF	2013	△				△								
SA	75	Vision	89 -	2012	2057													
SH	75	Scoopy	88 - 95	2012	2080													
XR	75	K4	75 - 79	2013	2013													
XR	75	K5	79 -	2012	2013													
CB	80		80 - 81	100 HF		▲				△								
CH	80	Elite	85 -	2012	2057													
CR	80	R	86 - 91	584 SI	2043	▲									▲		△	
CR	80	R, RB	92 - 95	584 RSI	604 RSI	▲	▲								▲	▲	△	△
CR	80	R, RB	96 - 02	584 RSI	604 RSI	▲	▲								▲	▲	△	△
CR	80	R2	85	2013	2013													
CR	80	RA, RB	80 - 81	2013	2013													
CR	80	RC	82	2013	2057													
CR	80	RD, RE	83 - 84	2057	2057													
CR	80	RF	85	2057	2043													
CRF	80		04 -	2057	2057													
CRM	80		89 -	584 HF	604 HF	▲	▲								▲	▲	△	△
Lead	80	SS	85	628 HF	2011	△												
MB	80		80 -	548 HF	2043	▲												
MBX	80		83 - 86	551 HF	2013	▲												
MBX	80		86 -	558 HF	2013	▲												
MBX	80	DX	82 -	551 HF	2013	△												
MBX	80	FWD	83 - 86	536 HF*	2013	△												
MBX	80	SW, SWD	83 -	551 HF	2013	△												
MCX	80		82 -	548 HF	2013	▲												
MTX	80	R	87 -	558 HF	2013	▲												
MTX	80	RF	83 - 84	2013	2013													
NH	80	Aero	85 -	2012	2057													
NH	80	Lead Scooter	85	112 HF	2011	▲				△								
NH	80	Lead Scooter	86 -	110 HF	2011	▲				△								
NH	80	MD Lead, Aero	83 - 84	2012	2011													
NSR	80	R	87 - 92	103 HF	121 HF	△	△			△								
NSR	80	R	93 -	119 HF	121 HF	△	△			△		△						
R	80	Lead	88 -	618 HF	2011	△												
SH	80	Scoopy	88 -	2012	2080													
XR	80		79 - 84	2013	2013													
XR	80	R	85 - 88	2057	2057													
CR	85	R, R Expert	03 -	592 RSI	604 RSI	▲	▲								▲	▲	△	△
C	90		93 - 02	2013	2013													
C	90	all models	75 - 92	2012	2012													
CB	90		79 -	525 HF		△												
EZ	90	Cub	90 - 95	2012	2012													
NH	90	Yupy	90 - 94	121 HF	2013	▲												
SRX	90	Shadow	99 -	144 HF		▲				△								
	100	Lead	00 -	104 HF		▲				△		△						
CB	100	N	79 - 80	529 HF	2013	△												
CRF	100		04 -	2057	2057													
EX	100	Bali	96 -	124 HF		△				△								
H	100	A, SD, SG, SJ	82 - 92	2012	2012													
SJ	100	Bali	97 -	124 HF	2012	▲				△								
XL	100	all models	78 - 85	2013	2013													
XR	100		81 - 84	2013	2013													
XR	100	R	85 -	2057	2057													
ATC	110	all models	79 - 85		2019													
CG	110		77 - 79	525 HF		△												
SCV	110		08 -	125 HF		△				△			△					
ANF	125	i Innova	07 -	180 CT		▲				△								
ANF	125	Innova	03 - 06	180 CT	2012	▲				△								
ATC	125	ME, MF, MG, MH	84 - 87	2012	2019													
CA	125	Rebel	95 - 96	713 HF	2026	▲												
CA	125	Rebel	97 -	588 HF	2026	▲												
CB	125		72 - 74	2012	2012													

ALWAYS choose quality as **"RECOMMENDED"** / Choisissez **TOUJOURS** la qualité **"RECOMMANDÉE"**.

* = 2 sets required / 2 jeux pour l'Avant.

△ = Available quality / Qualité disponible. ▲ = Available quality mit ABE / Qualité disponible avec ABE.

▲ = Mit ABE vorne und hinten. TÜV-Abnahme entfällt (gilt nur für Scheibenbremsbeläge).



RECOMMENDED

1xx = Scooter Pads
 5xx = Street, Off Road & Racing Pads
 2xxx = Brake Shoes



STREET



STREET EXCEL



MAXI CARBON



MAXI SINTER



OFF ROAD



RACING OFF ROAD



RACING ROAD RACING



HONDA						HF	HF	HS	LS	CT	CT	MS	MS	SI	SI	RSI	RSI	DC	RS
CB	125	J	79-	525 HF	2013	△													
CB	125	RS	83-	536 HF	2069	△													
CB	125	S	76- 78	525 HF	2013	△													
CB	125	S	79- 82	2013	2013														
CB	125	S	84- 85	2041	2012														
CB	125	T	85-	529 HF	2069	△													
CB	125	T, Superdream	82-	572 HF	2069	△													
CB	125	T, T1, T2, TZ	77-	529 HF	2069	△													
CB	125	TDC	83- 89	542 HF	2069	△													
CB	125	TT	90	647 HF	2069	△													
CBF	125		09-	797 HF		△													
CBR	125	R	04-	797 HF	784 HF	△	△												
CBX	125	Custom	88	551 HF	2013	△													
CBX	125	F	84- 88	572 HF	2020	△													
CD	125		82-	2023	2069														
CG	125		04-	536 HF		△													
CG	125	A, B, C	77- 84	2012	2012														
CG	125	E, F, J	85-	2041	2012														
CH	125	D, E, Spacy, Elite	83- 84	2012	2012														
CH	125	Spacy	94-	125 CT	2041	△				△		△							
CLR	125	Cityfly	99-	588 HF		▲													
CM	125		82- 85	2023	2069														
CR	125		02-	694 RSI	777 RSI	▲								▲	▲	△	△		
CR	125	M2, M3, M4	76- 78	2013	2013														
CR	125	R	79- 81	2031	2041														
CR	125	R	95- 01	694 RSI	604 RSI	▲	▲							▲	▲	△	△		
CR	125	RC	82	2041	2041														
CR	125	RD	83	2042	2042														
CR	125	RE, RF	84- 85	558 SI	2042	▲								▲		△			
CR	125	RG	86	558 SI	2047	▲								▲		△			
CR	125	RH, RJ, RK	87- 94	603 RSI	604 RSI	▲	▲							▲	▲	△	△		
CRE	125		02-	694 SI	777 SI	▲								▲	▲	△	△		
CRM	125	, R	90- 98	588 HF	646 HF	▲	△												
CT	125	C	85	2013	2013														
FES	125	Pantheon	98- 02	147 CT	2198	▲				△		△							
FES	125	Pantheon	03-	147 CT	161 CT	▲	▲			△	△	△	△						
FES	125	S-Wing	08-	192 CT	193 CT	▲	△			△	△	△	△						
FS	125	Sonic	03-	551 HF		△													
MBX	125	RWB	84-	551 HF	2042	△													
MT	125	R	- 77	525 HF	2013	△													
MT	125	R	78-	517 HF	2013	△													
MTX	125	Camel, Italy	88-	588 HF	2012	△													
MTX	125	R	84- 95	558 HF	2013	△													
MTX	125	R, Italy	86	588 HF	2013	△													
MTX	125	RWD	83- 84	2013	2013														
NES	125	@	01-	104 CT		▲				△		△							
NH	125	Lead Scooter	86- 87	112 CT	2012	▲				△									
NH	125	Lead, Aero	83- 84	2012	2012														
NS	125		89	622 HF	618 HF	△	△												
NS	125	Italy	85- 88	588 HF	2012	△													
NSR	125	F	88- 89	558 HF	2012	△													
NSR	125	F, R	90- 92	588 HF	646 HF	▲	▲												
NSR	125	R, Italy	89-	588 HF	646 HF	△	△												
NX	125	, Transcity	90- 98	588 HF	2013	▲													
PS	125	i	07-	125 CT		▲				△		△							
R	125	Lead	88-	618 HF	2013	△													
RS	125		95-	566 DC	618 RQ	△	△	△										△	△
RS	125	R	91- 94	627 HF*	618 HF	△	△												
RTV	125	NRS, Italy	87-	588 HF	2012	△													
SES	125	Dylan	02-	125 CT		▲				△		△							
SH	125		02- 08	104 CT		▲				△		△							
SH	125	i	09-	192 HF	193 HF	△	△			△	△	△	△						
SL	125	K1A	76	2012	2012														
SL	125	K1D, E, F, G, K2A	76- 80	2013	2013														
TL	125		76	2013	2013														
TRX	125		85- 88	2012	2019														
VT	125	C1 Shadow	99-	688 HF	2026	▲													
VT	125	C2 Shadow	99- 00	688 HF	2026	▲													

ALWAYS choose quality as **"RECOMMENDED"** / Choisissez **TOUJOURS** la qualité **"RECOMMANDÉE"**.

* = 2 sets required / 2 jeux pour l'Avant.

△ = Available quality / Qualité disponible. ▲ = Available quality mit ABE / Qualité disponible avec ABE.

▲ = Mit ABE vorne und hinten. TÜV-Abnahme entfällt (gilt nur für Scheibenbremsbeläge).



RECOMMENDED

1xx = Scooter Pads
5xx = Street, Off Road & Racing Pads
2xxx = Brake Shoes



STREET

EXCEL



MAXI

CARBON



MAXI

SINTER



OFF ROAD

OFF ROAD



RACING

OFF ROAD



RACING

ROAD RACING



HONDA						HF	HF	HS	LS	CT	CT	MS	MS	SI	SI	RSI	RSI	DC	RS
VT	125	C2 Shadow	01 -	688 HF	2026	▲													
XL	125	K2	78	2013	2013														
XL	125	K3	79	2012	2013														
XL	125	R	86	558 HF	2013	△													
XL	125	R, P.D., Italy	85	588 HF	2013	△													
XL	125	R, P.D., Italy, EX	87 -	588 HF	2013	△													
XL	125	S	79 - 84	2013	2013														
XLR	125	R	98 -	627 HF	2013	▲													
XLV	125	Varadero	01 -	688 HF	784 HF	▲	▲												
XR	125	L	03 -	694 HF	2013	▲													
CBR	150	R	00 -	797 HF	784 HF	△	△												
CG	150		04 -	536 HF		△													
CH	150	D Elite	85 - 87	2012	2012														
CRF	150	F	03 -	694 SI	2013	△									△				
CRF	150	R	07 -	592 RSI	777 RSI	△								△	▲	△	△		
FES	150	Pantheon	99 - 02	147 CT	2198	▲				△		△							
FES	150	Pantheon	03 -	147 CT	161 CT	▲	▲			△	△	△	△						
FES	150	S-Wing	08 -	192 CT	193 CT	▲	△			△	△	△	△						
NES	150	@	01 -	104 CT		▲				△		△							
NS	150		92 -	121 HF		△													
NSR	150		02 -	688 HF	611 HF	△	△												
PS	150	i	07 -	125 CT		▲				△		△							
SES	150	Dylan	02 -	125 CT		△				△		△							
SH	150		02 - 08	104 CT		▲				△		△							
SH	150	i	09 -	192 HF	193 HF	△	△			△	△	△	△						
CB	175	K3-K7	74 - 76		2068														
CD	175	all models	71 - 78	2019															
ATC	185	A, S, SB	80 - 83	2012	2019														
CBX	185	Custom	88 -		2013														
CBX	185	F	84 -		2026														
CD	185	T	78 -	2023	2069														
CM	185	T	78 - 79	2023	2069														
XL	185	S	79 - 83	2013	2013														
ATC	200		81 - 83	2012	2019														
ATC	200	X	83 - 85	592 SI	562 SI	△	△							△	△	△	△		
CB	200	B, T	74 - 79	521 HF	2068	△													
CD	200	T	79	2023	2069														
CM	200	TA, TB	80 - 82	2023	2069														
CTX	200		04 -	694 SI	2013	△								△					
MTX	200	R	85 -	558 HF	2013	▲													
MTX	200	RWD	83 - 84	2013	2013														
TL	200	J, Y	76 - 78	2013	2013														
TLR	200	D, E, F	83 - 85	2057	2057														
TLR	200	G, H	86 - 87	2013	2057														
TRX	200		84	2044	2019														
TRX	200		90 - 91	2083	2019														
TRX	200	D Type II	91 - 97	2083	2019														
TRX	200	SX	86 - 88	2083	2019														
XL	200	R	83 - 84	2013	2013														
XL	200	R, P.D., Italy	85 -	588 HF	2012	△													
XR	200		80 - 84	2013	2013														
XR	200	R	84 - 02	2013	2013														
XR	200	R, Pro Link	81 - 83	2013	2013														
TLM	220		89 -	664 HF	629 HF	△	△												
CRF	230		04 -	694 SI	2013	▲								▲		△			
SL	230		97 -	694 HF	604 HF	△	△												
	250	Cota 4RT	05 -	802 HF	803 HF	▲	▲												
	250	Forza	00 - 04	156 MS	158 MS	△	△			△	△	△	△						
	250	Forza	05 -	192 MS	193 MS	△	△			△	△	△	△						
	250	Jazz	01 -	156 MS	158 MS	△	△			△	△	△	△						
	250	Steed	93 -	627 HF		△													
ATC	250	ES, SX	85 - 87	2019	2024														
ATC	250	R	81	536 SI	2014	△								△		△			
ATC	250	R	82 - 84	584 SI	562 SI	△	△							△	△	△	△		
ATC	250	R	85 - 86	558 SI	558 SI	△	△							△	△	△	△		
ATC	250	X	85	558 SI	562 SI	△	△							△	△	△	△		
AX-1	250		90	603 HF	629 HF	△	△												
CA	250	Rebel	90 -	638 HF	2058	△													

ALWAYS choose quality as **"RECOMMENDED"** / Choisissez **TOUJOURS** la qualité **"RECOMMANDÉE"**.

* = 2 sets required / 2 jeux pour l'Avant.

△ = Available quality / Qualité disponible. ▲ = Available quality mit ABE / Qualité disponible avec ABE.

▲ = Mit ABE vorne und hinten. TÜV-Abnahme entfällt (gilt nur für Scheibenbremsbeläge).



RECOMMENDED

1xx = Scooter Pads
5xx = Street, Off Road & Racing Pads
2xxx = Brake Shoes

STREET

STREET EXCEL

MAXI CARBON

MAXI SINTER

OFF ROAD

RACING OFF ROAD

RACING ROAD RACING

HONDA					HF	HF	HS	LS	CT	CT	MS	MS	SI	SI	RSI	RSI	DC	RS
CB	250		88-	600 HF	2058	△												
CB	250		92- 05	627 HF	2058	▲												
CB	250	G, T	74- 76	501 HF	2024	△												
CB	250	K3-K5	73- 75	2071	2024													
CB	250	N	78-	526 HF	2058	▲												
CB	250	NA, NB, T, TZ	77-	526 HF	2058	△												
CB	250	Nighthawk	91- 02	2023	2069													
CB	250	Rebel	86-	551 HF		△												
CB	250	RS	80- 84	526 HF	2068	▲												
CB	250	RS	85-	558 HF	2068	▲												
CBF	250		04-	688 HF		△												
CBR	250	F	86-	593 HF*		△												
CBR	250	Hurricane	87-	593 HF*	614 HF	△	△											
CBR	250	Nighthawk	92-	627 HF		△												
CBR	250	R, RR	90	627 HF*	614 HF	△	△											
CBR	250	RJ	88	627 HF*	614 HF	△	△											
CBX	250	RSE	84-	542 HF	2026	△												
CBX	250	S	88-	572 HF		△												
CD	250	UJ	88- 92	600 HF	2069	△												
CH	250	Elite	85- 86	2041	2082													
CH	250	Elite	87- 90	2041	2041													
CH	250	Spacy	85- 86	558 HF	2082	△												
CH	250	Spacy, Freeway Fusion	88-	104 MS	2041	△			△		△							
CJ	250	T	76- 78	501 HF	2024	△												
CL	250	SC	81	2023	2068													
CM	250	C	82- 83	2023	2069													
CM	250	TB	81-	526 HF	2058	△												
CMX	250	C Rebel	96	713 HF	2069	▲												
CMX	250	C Rebel	97-	713 HF	2069	▲												
CMX	250	Rebel	85-	551 HF	2069	△												
CN	250		93-	127 CT	2041	△			△									
CN	250	Helix	86- 87	160 CT	2032	△			△									
CN	250	Helix (Fusion)	92	127 CT	2082	▲			△									
CN	250	Helix (Fusion)	93-	627 HF	2082	▲												
CN	250	Scooter	88- 92	127 CT	2189	△			△									
CN	250	Spazio	88- 89	558 HF	2041	△												
CN	250	Spazio	88- 92	572 HF	2189	△												
CR	250		02-	694 RSI	777 RSI	▲								▲	▲	△	△	
CR	250	R	81- 82	2030	2041													
CR	250	R	83		2042													
CR	250	R	87- 94	603 RSI	604 RSI	▲	▲							▲	▲	△	△	
CR	250	R	95- 01	694 RSI	604 RSI	▲	▲							▲	▲	△	△	
CR	250	RE, RF	84- 85	558 SI	2042	▲								▲		△		
CR	250	RG	86	558 SI	2047	▲								▲		△		
CR	250	RZ, RA	79- 80	2031	2075													
CRE	250		02-	694 SI	777 SI	▲								▲	▲	△	△	
CRE	250	F	04-	694 SI	777 SI	▲								▲	▲	△	△	
CRF	250	R	04- 09	694 RSI	777 RSI	▲								▲	▲	△	△	
CRF	250	R Efi	10-	694 RSI	777 RSI	△								△	△	△	△	
CRF	250	X	04-	694 SI	777 SI	△								△	△	△	△	
CRM	250	R	90	603 HF	629 HF	△	△											
FES	250	Foresight	98- 99	156 MS	2198	▲			△		△							
FES	250	Foresight	00-	156 MS	161 MS	▲	▲		△	△	△	△						
FL	250	Odyssey	77- 84	525 HF	2019	△												
FTR	250		86-	558 HF	558 HF	△	△											
GB	250	Clubman	88-	542 HF		△												
NS	250		89	622 HF	618 HF	△	△											
NS	250	R	85	572 HF*	542 HF	△	△											
NSR	250	R	87-	593 HF*	542 HF	△	△											
NSR	250	R, SP	90	622 HS*	614 LS	△	△	△	△									
NSR	250	RJ	88-	622 HF*	614 HF	△	△											
NSS	250		00- 04	156 MS	158 MS	△	△		△	△	△	△						
NSS	250		05-	192 MS	193 MS	▲	▲		△	△	△	△						
NX	250		88- 90	603 HF	2029	△												
PS	250		05-	192 MS		▲			△		△							
RS	250	R	91- 92	622 DC*	614 HF	△	△	△	△								△	△
RS	250	R	93-	566 DC*	618 RQ	△	△	△									△	△
RTL	250	SG	86-	2013	2013													

ALWAYS choose quality as **“RECOMMENDED”** / Choisissez **TOUJOURS** la qualité **“RECOMMANDÉE”**.

* = 2 sets required / 2 jeux pour l'Avant.

△ = Available quality / Qualité disponible. ▲ = Available quality mit ABE / Qualité disponible avec ABE.

▲ = Mit ABE vorne und hinten. TÜV-Abnahme entfällt (gilt nur für Scheibenbremsbeläge).



RECOMMENDED

1xx = Scooter Pads
5xx = Street, Off Road & Racing Pads
2xxx = Brake Shoes



STREET



STREET EXCEL



MAXI CARBON



MAXI SINTER



OFF ROAD



RACING OFF ROAD



RACING ROAD RACING



HONDA					HF	HF	HS	LS	CT	CT	MS	MS	SI	SI	RSI	RSI	DC	RS
TL	250	K1	79	2013	2013													
TLM	250	RJ	89	2013	2013													
TLR	250	R	85-	2013	2013													
TRX	250		85- 87	2044	2024													
TRX	250	EX Sportrax	01- 08	592 SI*		▲							▲		△			
TRX	250	R	86- 89	603 SI*	558 SI	△	△						△	△	△	△		
TRX	250	Recon	97-	2083														
TRX	250	X	08-	592 SI*									△		△			
TRX	250	X Fourtrax	87	603 SI*	558 SI	△	△						△	△	△	△		
VT	250	F	83- 87	552 HF	2068	△												
VT	250	F	88- 90	593 HF	2068	△												
VT	250	Spada	89	627 HF	614 HF	△	△											
VTR	250		88- 89	552 HF	2068	△												
VTR	250		90	593 HS	2068	△		△										
VTR	250		98-	654 HF	614 HF	▲	▲	▲	▲									
VTZ	250		88-	593 HF	2068	△												
XL	250		78- 79	2070	2023													
XL	250	Degree	91-	603 HF	2029	△												
XL	250	R	82- 83	2041	2029													
XL	250	R	84- 87	558 HF	2013	▲												
XL	250	S	78- 80	2023	2029													
XL	250	S	81	2023	2026													
XLR	250	R	88-	558 SI	2013	▲							▲		△			
XLR	250	R Baja	88- 90	603 SI	629 SI	▲	▲						▲	▲	△	△		
XLR	250	R SPL	94-	694 SI	604 SI	▲	▲						▲	▲	△	△		
XR	250		79- 80	2023	2029													
XR	250	L	91- 92	603 HF	604 HF	△	△											
XR	250	L	93- 97	694 SI	604 SI	▲	▲						▲	▲	△	△		
XR	250	R	81- 83	2030	2029													
XR	250	R	84- 87	558 HF	2013	△												
XR	250	R	88- 89	603 HF	2013	△												
XR	250	R	90- 95	603 HF	604 HF	△	△											
XR	250	S, R	96-	694 HF	604 HF	▲	▲											
TLM	260	R	90-	664 HF	629 HF	△	△											
SH	300	i	07-	192 MS	193 HF	▲	△		△	△	△	△						
TRX	300		88- 00	2086	2024													
TRX	300	EX Sportrax	01- 08	592 SI*	592 SI	▲	▲						▲	▲	△	△		
TRX	300	X	09-	592 SI*	592 SI								△	△	△	△		
ATC	350	X	85	558 SI	562 SI	△	△						△	△	△	△		
ATC	350	X	86-	603 SI	562 SI	△	△						△	△	△	△		
CB	350	F, F1	73- 76	501 HF	2024	△												
CB	350	K4	74	2071	2024													
CB	350	S.G. (U.K. only)	87- 90	593 HF*	2058	△												
FL	350	R Odyssey	85- 87	2044	610 HF		△											
NX	350			593 HF	2013	△												
TRX	350	all models	86- 89	2045	2046													
TRX	350	Rancher /ES 2x4, 4x4	00-	2085	2207													
XL	350		76- 78	2070	2023													
XL	350	R	84-	558 HF	2029	▲												
XR	350	R	83	2042	2013													
XR	350	R	84- 85	558 HF	2013	△												
CB	360	G, T	73- 76	501 HF	2024	△												
CJ	360	T	76- 78	501 HF	2024	△												
CL	360		74-	501 HF	2024	△												
	400	Xelvis		542 HF	542 HF	△	△											
CB	400		81-	542 HF	542 HF	△	△											
CB	400	A	77- 81	526 HF	2058	△												
CB	400	F, F1, F2	75- 79	501 HF	2024	△												
CB	400	Four	81-	542 HF*	2058	▲												
CB	400	Hawk	81-	542 HF	542 HF	△	△											
CB	400	N	78- 82	517 HF	2058	▲												
CB	400	N	82-	542 HF*	2058	▲												
CB	400	N	86-	593 HF	2058	△												
CB	400	N, T, Hawk	78-	526 HF	2058	△												
CB	400	NZ	- 79	517 HF*	2024	△												
CB	400	Super Four	92- 95	654 HS*	614 LS	△	△	△	△									
CB	400	Super Four S	97-	727 HS*		△		△										
CB	400	T1, T2	77- 78	526 HF	2058	△												

ALWAYS choose quality as **"RECOMMENDED"** / Choisissez **TOUJOURS** la qualité **"RECOMMANDÉE"**.

* = 2 sets required / 2 jeux pour l'Avant.

△ = Available quality / Qualité disponible. ▲ = Available quality mit ABE / Qualité disponible avec ABE.

▲ = Mit ABE vorne und hinten. TÜV-Abnahme entfällt (gilt nur für Scheibenbremsbeläge).



RECOMMENDED

1xx = Scooter Pads
5xx = Street, Off Road & Racing Pads
2xxx = Brake Shoes



STREET

HF HF



STREET EXCEL

HS LS



MAXI CARBON

CT CT



MAXI SINTER

MS MS



OFF ROAD

SI SI



RACING OFF ROAD

RSI RSI



RACING ROAD RACING

DC RS



HONDA				HF	HF	HS	LS	CT	CT	MS	MS	SI	SI	RSI	RSI	DC	RS
CB	400	Twin	82-	542 HF	2058	▲											
CB-1	400	(CB 400 F)	89- 90	627 HS	614 LS	▲	▲	▲	▲								
CBR	400	F	92-	593 HS*	657 LS	▲	▲	▲	▲								△
CBR	400	F, FI	85	542 HF*	542 HF	▲	▲										
CBR	400	R	87	593 HF*	542 HF	▲	▲										△
CBR	400	RR	87- 89	627 HS*	614 LS	▲	▲	▲	▲								△
CBX	400	Custom	88	571 HF	571 HF	▲	▲										
CBX	400	F	85-	571 HF	571 HF	▲	▲										
CBX	400	F, F2, F2C	82-	552 HF	571 HF	▲	▲										
CM	400	A, T, TZ	79-	526 HF	2058	▲											
CM	400	C	81	572 HF	2058	▲											
CM	400	E	80- 81	2071	2058												
CM	400	T	79- 81	526 HF	2058	▲											
CM	400	T	82-	542 HF	2058	▲											
CX	400		81	517 HF		▲											
FJS	400	Silverwing	06-	156 MS	184 MS	▲		△		△	△						
FL	400	R Pilot	89- 90	2044	610 HF		△										
GB	400	T.T.	88-	542 HF	2058	△											
GL	400		77- 80	517 HF*		△											
NS	400	R	85- 87	572 HS*	542 LS	▲	▲	▲	▲								
NTV	400	Bros II	88	622 HF	614 HF	▲	▲										
NV	400	Custom	88	571 HF	542 HF	▲	▲										
NV	400	Steed	88	600 HF		▲											
NV	400	Steed	92- 93	627 HS		▲		△									
RVF	400	RR (NC35)	90- 96	622 HF*	623 HF	▲	▲	▲	▲							△	△
SW-T	400		09-	192 MS	184 MS	▲		△	△	△	△						
SW-T	400	ABS	09-	192 MS	184 MS	▲		△	△	△	△						
TRX	400	AT	04-	2085	2207												
TRX	400	EX Sportrax	01- 08	592 SI*	592 SI	▲	▲						▲	▲	△	△	
TRX	400	Fourtrax EX	99-	592 SI*	592 SI	▲	▲						△	△	△	△	
TRX	400	FW Fourtrax Foreman	95- 02	2085	2207												
TRX	400	X	09-	592 SI*	592 SI								△	△	△	△	
VF	400	F	85-	552 HF	571 HF	▲	▲										
VF	400	FD	83- 85	552 HF*	571 HF	▲	▲										
VF	400	Integra	86-	572 HF	572 HF	▲	▲										
VFR	400	R	86- 88	593 HF*	593 HF	▲	▲										△
VFR	400	R	87- 90	593 HS*	623 LS	▲	▲	▲	▲								△
VFR	400	R	91- 92	622 HS*	614 LS	▲	▲	▲	▲								
VRX	400	T Roadstar	95-	630 HS	614 LS	▲	▲	▲	▲								
VT	400	E	83-	552 HF	571 HF	▲	▲										
VTR	400	R (NC 30)	90	622 HS*	623 LS	▲	▲	▲	▲								
XLR	400			2077	2026												
XR	400	R	96-	694 SI	604 SI	▲	▲						▲	▲	△	△	
XR	400	Supermotard	00-	694 RSI	604 RSI	▲	▲						△	△	△	△	
TRX	420	FA / FPA	09-	592 SI*	813 SI								△	△	△	△	
TRX	420	FPE / FPM 4x4	09-	592 SI*									△		△		
XR	440	R	00-	694 SI	604 SI	▲	▲						▲	▲	△	△	
CB	450	DX	89- 92	598 HF	598 HF	▲	▲										
CB	450	K5, K6, K7	72- 77	501 HF	2072	▲											
CB	450	N	84- 85	561 HF	2058	▲											
CB	450	N	86-	598 HF	2058	▲											
CB	450	S	86- 88	593 HF*	2058	▲											
CB	450	SC Nighthawk	82	561 HF	2058	▲											
CB	450	SC Nighthawk	83- 86	572 HF	2058	▲											
CB	450	T	82-	542 HF	2058	▲											
CM	450	A, C	82-	542 HF	2058	▲											
CMX	450	Rebel	86- 88	542 HF	2058	▲											
CR	450	R	81	2030													
CRE	450	F	02-	694 SI	777 SI	▲							▲	▲	△	△	
CRF	450	Efi	09-	694 RSI	777 RSI	▲							△	△	△	△	
CRF	450	R	02- 08	694 RSI	777 RSI	▲							▲	▲	△	△	
CRF	450	X	05-	694 SI	777 SI	▲							▲	▲	△	△	
TRX	450	EX Sportrax	01-	592 SI*	592 SI	▲	▲						▲	▲	△	△	
TRX	450	Foreman ES, Foreman S	98-	2085	2072												
TRX	450	R	04-	694 SI*	813 SI	▲							△	△	△	△	
CR	480	R	82	2030	2041												
CR	480	R	83		2042												
CB	500		94- 96	627 HS	2059	▲		▲									

ALWAYS choose quality as "RECOMMENDED" / Choisissez **TOUJOURS** la qualité "RECOMMANDÉE".

* = 2 sets required / 2 jeux pour l'Avant.

△ = Available quality / Qualité disponible. ▲ = Available quality mit ABE / Qualité disponible avec ABE.

▲ = Mit ABE vorne und hinten. TÜV-Abnahme entfällt (gilt nur für Scheibenbremsbeläge).

**RECOMMENDED**

1xx = Scooter Pads
 5xx = Street, Off Road & Racing Pads
 2xxx = Brake Shoes



HONDA					HF	HF	HS	LS	CT	CT	MS	MS	SI	SI	RSI	RSI	DC	RS
CB	500		97 -	674 HS	675 LS	▲	▲	▲	▲									
CB	500 F		72- 75	501 HF	2072	△												
CB	500 S		98-	674 HS	675 LS	▲	▲	▲	▲									
CB	500 T		75- 78	501 HF	2072	△												
CBF	500		04-	700 HS	657 LS	△	△	△	△									
CBF	500 ABS		04-	828 HS	657 LS	△	△	△	△									
CBR	500 F (Austria)		87- 90	593 HS*	542 LS	△	△	△	△									
CR	500 R		87- 94	603 RSI	604 RSI	▲	▲						▲	▲	△	△		
CR	500 R		95- 01	694 RSI	604 RSI	▲	▲						▲	▲	△	△		
CR	500 RE, RF		84- 85	558 SI	2042	▲							▲		△			
CR	500 RG		86	558 SI	2047	▲							▲		△			
CX	500		78- 80	517 HF*	2059	△												
CX	500		81 -	572 HF*		▲												
CX	500 C		81- 82	542 HF*	2059	▲												
CX	500 Euro		82 -	572 HF*	572 HF	▲	▲											
CX	500 Silver W., Turbo		83 -	542 HF*	542 HF	△	△											
CX	500 Turbo		82- 83	542 HF*	572 HF	▲	▲											
CX	500 Z, A, B		79- 81		2059													
FT	500		82 -	542 HF*	542 HF	▲	▲											
GB	500 T.T.		88-	542 HF	2059	△												
GL	500		82	572 HF*	542 HF	△	△											
GL	500 D		81 - 82	542 HF*	2059	▲												
GL	500 I		81 - 82	572 HF*	2059	△												
NS	500 R		85 -	542 HS*	542 LS	△	△	△	△									
NX	500 Dominator (Austria)		88- 92	647 HS	614 LS	△	△	△	△									
NX	500 Dominator (Austria)		93- 96	600 HS	614 LS	△	△	△	△									
NX	500 Dominator (Austria)		97 -	671 HS	675 LS	△	△	△	△									
TRX	500 all models		05 -	829 SI*	2046									▲				
TRX	500 Foreman, Rubicon		00 -	2085	2072													
VF	500 F, Fil		84- 86	542 HF*	542 HF	▲	▲											
VT	500 C Shadow		83- 86	542 HF	2058	▲												
VT	500 E		83- 85	552 HF*	2058	▲												
VT	500 ED		82	552 HF	2058	△												
XBR	500 S		85- 89	542 HF	2055	▲												
XL	500 R		83 -	558 HF	2026	△												
XL	500 RC		82	2077	2026													
XL	500 SB		81	2075	2068													
XL	500 SZ		80	2023	2026													
XR	500 R		86 -	558 HF	2026	△												
XR	500 R Pro Link		81 - 82	2030	2026													
XR	500 R, Pro Link		83- 84	558 HF	2013	△												
XR	500 SZ, SA		79- 80	2031	2026													
CB	550 F		75- 79	501 HF	2072	△												
CB	550 K		74- 78	501 HF	2072	△												
CB	550 SC		83 -	542 HF	2058	△												
CBX	550 F, F2		82 -	552 HF*	571 HF	▲	▲											
	600 Steed		88- 91	600 HS		△		△										
	600 Steed		92 -	627 HS		△		△										
CB	600 Hornet		98- 99	627 HS*	657 LS	▲	▲	▲	▲								△	△
CB	600 Hornet		00- 01	627 HS*	657 LS	▲	▲	▲	▲								△	△
CB	600 Hornet		02- 06	627 HS*	657 LS	▲	▲	▲	▲								△	△
CB	600 Hornet		07 -	627 HS*	834 LS	▲	▲	▲	▲								△	△
CB	600 Hornet (Japan)		98 -	734 HS*	657 LS	△	△	△	△									
CB	600 Hornet ABS		07 -	828 HS*	657 LS	▲	▲	▲	▲									
CB	600 Hornet S		00 -	627 HS*	657 LS	▲	▲	▲	▲								△	△
CBF	600		04- 07	627 HS*	657 LS	△	△	△	△									
CBF	600 N		08 -	828 HS*	657 LS	▲	▲	▲	▲									
CBF	600 S		08 -	828 HS*	657 LS	▲	▲	▲	▲									
CBR	600 F Hurricane		87- 90	593 HS*	542 LS	▲	▲	▲	▲									△
CBR	600 F, Super Sport		91 - 94	593 HS*	657 LS	▲	▲	▲	▲									△
CBR	600 F3		95- 98	627 HS*	657 LS	▲	▲	▲	▲									△
CBR	600 F4, F4 Sport		99 -	734 HS*	657 LS	▲	▲	▲	▲								△	△
CBR	600 RR		03- 04	734 HS*	657 LS	▲	▲	▲	▲								△	△
CBR	600 RR (Rad.cal)		05- 06	809 HS*	657 LS		▲	▲	▲								△	△
CBR	600 RR (Rad.cal)		07 -	809 HS*	834 LS		▲	▲	▲								△	△
CBR	600 RR (Rad.cal) ABS		09 -	809 HS*	834 LS		△	△	△								△	△
CBX	600 E		85 -	542 HF*		△												
FJS	600 Silverwing		01 -	156 MS	184 MS	▲				△		△	△					

ALWAYS choose quality as **"RECOMMENDED"** / Choisissez **TOUJOURS** la qualité **"RECOMMANDÉE"**.

* = 2 sets required / 2 jeux pour l'Avant.

△ = Available quality / Qualité disponible. ▲ = Available quality mit ABE / Qualité disponible avec ABE.

▲ = Mit ABE vorne und hinten. TÜV-Abnahme entfällt (gilt nur für Scheibenbremsbeläge).



RECOMMENDED

1xx = Scooter Pads
 5xx = Street, Off Road & Racing Pads
 2xxx = Brake Shoes



STREET



STREET EXCEL



MAXI CARBON



MAXI SINTER



OFF ROAD



RACING OFF ROAD



RACING ROAD RACING



HONDA						HF	HF	HS	LS	CT	CT	MS	MS	SI	SI	RSI	RSI	DC	RS
FSC	600	Silverwing	01 -	156 MS	184 MS	△				△		△	△						
NTV	600	Bros I	88 -	622 HF	614 HF	△	△		△										
NTV	600	Revere	88 - 92	593 HF	614 HF	△	△		△	△									
NV	600	C	88 -	600 HF	2059	△													
VT	600	C, Shadow	88 - 93	647 HS	2059	▲			▲										
VT	600	C, Shadow	94 - 00	627 HS	2059	▲			▲										
VT	600	CD Shadow VLX	94 - 00	627 HS*	2059	△			△										
XL	600	LM, RM	85 -	542 HF	2026	▲													
XL	600	R	83 - 87	558 HF	2026	▲													
XL	600	V, Transalp	87 - 90	542 HS	2026	▲			▲										
XL	600	V, Transalpino	91 - 93	647 HS	614 LS	▲	▲		▲	▲									
XL	600	V, Transalpino	94 - 96	700 HS	614 LS	▲	▲		▲	▲									
XL	600	V, Transalpino	97 - 99	694 HS*	614 LS	▲	▲		▲	▲									
XLM	600	LM	87 -	558 HF	2026	△													
XR	600	R	83 - 87	558 SI	2013	▲										▲		△	
XR	600	R	88 - 90	603 SI	2013	▲										▲		△	
XR	600	R	91 - 92	603 SI	604 SI	▲	▲									▲	▲	△	△
XR	600	R	93 - 00	694 SI	604 SI	▲	▲									▲	▲	△	△
CB	650		79 - 81	526 HF	2027	▲													
CB	650		85 -	542 HF*		△													
CB	650	C	80 -	526 HF	2027	▲													
CB	650	SC Nighthawk	83 - 85	542 HF*	2059	▲													
CB	650	SCC Nighthawk	82 -	561 HF*	2027	△													
CB	650	Z	78 - 81	526 HF*	2027	△													
CBX	650	E	83 -	552 HF*	2059	△													
CBX	650	ED, SC, SCD	83 -	542 HF*	2059	▲													
CX	650	C	83 -	542 HF*	2059	▲													
CX	650	E	83 -	572 HF*	542 HF	▲	▲												
CX	650	Turbo	83 -	542 HF*	542 HF	▲	▲												
FMX	650		05 -	627 HS	657 LS	▲	▲		▲	▲									
GL	650	D	83 - 84	542 HF*	2059	▲													
NT	650	Hawk GT	88 - 91	627 HS	614 LS	△	△		△	△									
NT	650	V Deauville	98 - 00	674 HS*	614 LS	▲	▲		▲	▲									
NT	650	V Deauville	01	674 HS*	657 LS	▲	▲		▲	▲									
NT	650	V Deauville	02 - 05	735 HS*	736 LS	▲	▲		▲	▲									
NTV	650		94 -	654 HS*	614 LS	▲	▲		▲	▲									
NTV	650	Bros	88 - 97	622 HS*	614 LS	△	△		△	△									
NTV	650	Revere	88 - 93	627 HS	614 LS	▲	▲		▲	▲									
NX	650	Dominator	93 - 96	600 HS	614 LS	▲	▲		▲	▲									
NX	650	Dominator	97 -	671 HS	675 LS	▲	▲		▲	▲									
NX	650	Dominator J-K	88 - 92	647 HS	614 LS	▲	▲		▲	▲									
SLR	650		97 -	674 HS	675 LS	▲	▲		▲	▲									
SX	650	Vigor	99 - 02	674 HS	675 LS	▲	▲		▲	▲									
TRX	650	FA Rincon	03 - 05	2085	813 SI												△		△
TRX	650	FGA Rincon	04 - 05	2085	813 SI												△		△
XL	650	V Transalp	00 -	694 HS*	614 LS	▲	▲		▲	▲									
XR	650	L	93 -	694 SI	604 SI	▲	▲									▲	▲	△	△
XR	650	R	00 -	694 SI	604 SI	▲	▲									▲	▲	△	△
XRV	650	Africa Twin	88 - 89	647 HS	614 LS	▲	▲		▲	▲									
DN-01	680		08 -	828 HS*	630 LS	△	△		△	△									
TRX	680	FA6 Rincon	06 -	2085	813 SI												▲		△
TRX	680	FGA6 Rincon	06 -	2085	813 SI												▲		△
CB	700	SC	84 - 86	542 HF*	2046	△													
NT	700	Deauville ABS	06 -	828 HS*	736 LS	▲	▲		▲	▲									
TRX	700	XX	08 -	694 SI*	829 SI											△	△	△	
VF	700	C Magna	84	542 HF*	2059	△													
VF	700	C Magna	85 - 86	572 HF*	2046	△													
VF	700	C Magna	87	542 HF	2046	△													
VF	700	F Interceptor	84 - 85	572 HF*	542 HF	△	△												
VF	700	S	84 - 85	542 HF*	2059	△													
VFR	700	F Interceptor	88 - 89	627 HS*	614 LS	△	△		△	△									
VFR	700	F, F2	86 - 87	600 HS*	542 LS	△	△		△	△									
VT	700	C Shadow	84 - 85	561 HF*	2059	△													
VT	700	C Shadow	86	561 HF*	2046	△													
VT	700	C, Shadow	87	542 HF	2046	△													
XL	700	Transalp	08 -	828 HS*	657 LS	▲	▲		▲	▲									
CB	750	A	76 - 78	501 HF	2027	△													
CB	750	C	80 - 81	526 HF*	2027	△													

ALWAYS choose quality as **"RECOMMENDED"** / Choisissez **TOUJOURS** la qualité **"RECOMMANDÉE"**.

* = 2 sets required / 2 jeux pour l'Avant.

△ = Available quality / Qualité disponible. ▲ = Available quality mit ABE / Qualité disponible avec ABE.

▲ = Mit ABE vorne und hinten. TÜV-Abnahme entfällt (gilt nur für Scheibenbremsbeläge).

**RECOMMENDED**

1xx = Scooter Pads
 5xx = Street, Off Road & Racing Pads
 2xxx = Brake Shoes

**STREET****STREET EXCEL****MAXI CARBON****MAXI SINTER****OFF ROAD****RACING OFF ROAD****RACING ROAD RACING****HONDA**

					HF	HF	HS	LS	CT	CT	MS	MS	SI	SI	RSI	RSI	DC	RS
CB	750 C	82-	542 HF*	2027	▲													
CB	750 C, F, FII, K	85-	542 HF*	2027	△													
CB	750 F	77- 80	517 HF*	517 HF	▲	▲												
CB	750 F	81- 82	542 HF*	542 HF	▲	▲												
CB	750 F1	75- 76	501 HF	509 HF	△	△												
CB	750 K	70- 76	502 HF	2027	△													
CB	750 K	77- 78	501 HF	2027	△													
CB	750 K	81-	542 HF*	542 HF	△	△												
CB	750 K, L	79-	526 HF*	2027	△													
CB	750 KZ	82-	542 HF	2027	▲													
CB	750 N, F, Seven Fifty	92-	627 HS*	657 LS	▲	▲	▲	▲										
CB	750 PZ	81-	526 HF	2027	△													
CB	750 SC	82- 83	572 HF*	2027	△													
CB	750 SS	77- 79	508 HF*	517 HF	▲	▲												
CBR	750 Hurricane	87-	600 HS*	542 LS	△	△	△	△										
CBX	750	84-	542 HF*	542 HF	△	△												
CBX	750 F	84-	542 HF*	542 HF	▲	▲												
NR	750	92-	622 HS*	657 LS	▲	▲	▲	▲										
NV	750 CG Shadow	86-	542 HF		△													
RVF	750 RR (RC-45)	94- 98	622 HS*	623 LS	▲	▲	▲	▲									△	△
VF	750 C	82-	542 HF*	2059	▲													
VF	750 C, CD Magna	94- 98	630 HS	2046	▲		▲											
VF	750 C, Magna	88- 93	542 HF	2046	△													
VF	750 F	83- 84	542 HF*	542 HF	▲	▲												
VF	750 S	85	542 HF*	2059	△													
VF	750 Sport	82- 83	542 HF*	2059	▲													
VFR	750 F	86- 87	600 HS*	542 LS	▲	▲	▲	▲										
VFR	750 F	88- 89	627 HS*	630 LS	▲	▲	▲	▲										
VFR	750 F	90- 98	627 HS*	630 LS	▲	▲	▲	▲										
VFR	750 R	88- 93	622 HS*	623 LS	▲	▲	▲	▲										
VP	750 CH, Custom	87-	542 HF	2046	△													
VT	750 Black Widow	01-	700 HS	2046	▲		▲											
VT	750 C	83-	561 HF	2059	▲													
VT	750 C, Shadow	86-	542 HF	2046	▲													
VT	750 C2 Shadow A.C.E.	97- 03	700 HS	2046	▲		▲											
VT	750 C2 Shadow Spirit	07-	700 HS		▲		▲											
VT	750 C4 Shadow	04-	700 HS	2046	△		△											
XLV	750 R	83- 85	542 HF	2055	▲													
XLV	750 R	86- 88	572 HF	2055	▲													
XRV	750 Africa Twin	90- 92	593 HS	614 LS	▲	▲	▲	▲										
XRV	750 Africa Twin	93- 03	694 HS*	614 LS	▲	▲	▲	▲										
PC	800 Pacific Coast	89- 97	627 HS*	2046	△		△											
VFR	800	06-	828 HS*	736 LS	▲	▲	▲	▲										
VFR	800 ABS	06-	828 HS*	736 LS	▲	▲	▲	▲										
VFR	800 FI	98- 01	735 HS*	736 LS	▲	▲	▲	▲										
VFR	800 V-TEC, ABS	02- 05	735 HS*	736 LS	▲	▲	▲	▲										
VT	800 C	88-	542 HF	2046	△													
CB	900 C	82-	542 HF*	542 HF	△	△												
CB	900 F	78- 80	517 HF*	517 HF	▲	▲												
CB	900 F, F2	81- 84	572 HF*	542 HF	▲	▲												
CB	900 Hornet	02-	622 HS*	657 LS	▲	▲	▲	▲									△	△
CBR	900 RR, Fireblade	92- 95	622 HS*	657 LS	▲	▲	▲	▲									△	△
CBR	900 RR, Fireblade	96- 97	622 HS*	657 LS	▲	▲	▲	▲									△	△
CBR	900 RR Fireblade	98- 99	734 HS*	657 LS	▲	▲	▲	▲									△	△
CBR	900 RR Fireblade	00- 01	734 HS*	657 LS	▲	▲	▲	▲									△	△
CBR	900 RR Fireblade	02- 03	734 HS*	657 LS	▲	▲	▲	▲									△	△
VFR	950 F, Carat	92-	627 HS*	630 LS	△	△	△	△										
CB	1000 C	83-	542 HF*	542 HF	△	△												
CB	1000 F (Big One)	93- 97	622 HS*	657 LS	▲	▲	▲	▲										
CB	1000 R (Rad.cal)	08-	809 HS*	862 LS		△	△	△										
CBF	1000	06-	700 HS*	657 LS	▲	▲	▲	▲										
CBF	1000 ABS	06-	828 HS*	828 LS	▲	▲	▲	▲										
CBF	1000 Limited Edition	09-	700 HS*	657 LS	△	△	△	△										
CBF	1000 Limited Edition ABS	09-	828 HS*	828 LS	△	△	△	△										
CBR	1000 F	87- 88	600 HS*	542 LS	▲	▲	▲	▲										
CBR	1000 F	89- 92	627 HS*	630 LS	▲	▲	▲	▲										
CBR	1000 F, FP	93- 99	685 HS*	685 LS	▲	▲	▲	▲										
CBR	1000 RR Fireblade (Rad.cal)	04- 05	809 HS*	657 LS			▲	▲									△	△

ALWAYS choose quality as **"RECOMMENDED"** / Choisissez **TOUJOURS** la qualité **"RECOMMANDÉE"**.

* = 2 sets required / 2 jeux pour l'Avant.

△ = Available quality / Qualité disponible. ▲ = Available quality mit ABE / Qualité disponible avec ABE.

▲ = Mit ABE vorne und hinten. TÜV-Abnahme entfällt (gilt nur für Scheibenbremsbeläge).



RECOMMENDED

1xx = Scooter Pads
 5xx = Street, Off Road & Racing Pads
 2xxx = Brake Shoes

				RECOMMENDED		STREET		STREET EXCEL		MAXI CARBON		MAXI SINTER		OFF ROAD		RACING OFF ROAD		RACING ROAD RACING		
						HF	HF	HS	LS	CT	CT	MS	MS	SI	SI	RSI	RSI	DC	RS	
HONDA																				
CBR	1000	RR Fireblade (Rad.cal)	06 - 07	809 HS*	834 LS		▲	▲	▲									△	△	
CBR	1000	RR Fireblade (Rad.cal)	08	809 HS*	834 LS		▲	▲	▲									△	△	
CBR	1000	RR Fireblade (Rad.cal) ABS	09-	809 HS*	834 LS		△	▲	▲									△	△	
CBX	1000		78 - 80	517 HF*	517 HF	▲	▲													
CBX	1000		81 - 82	572 HF*	542 HF	▲	▲													
GL	1000	Gold Wing	81 -	517 HF*	517 HF	▲	▲													
GL	1000	Gr. Tour. Gold Wing	81 -	517 HF*	517 HF	▲	▲													
GL	1000	K1, K2 Gold Wing	75 - 77	508 HF*	509 HF	△	△													
GL	1000	K3 Gold Wing	78 - 79	517 HF*	509 HF	△	△													
VF	1000	F, FI	84 - 86	542 HF*	542 HF	▲	▲													
VF	1000	FI Bol d'Or	85	542 HF*	542 HF	△	△													
VF	1000	R	84 - 86	542 HF*	573 HF	▲	▲													
VF	1000	R	86 -	542 HF*	542 HF	▲	▲													
VFR	1000		89	627 HS*	630 LS	△	△	△	△											
VT	1000	C	88 -	542 HF	2046	△	△													
VTR	1000	F Firestorm	97 -	622 HS*	657 LS	▲	▲	▲	▲									△	△	
VTR	1000	SP-1, SP-2	00 -	734 HS*	657 LS	▲	▲	▲	▲									△	△	
XL	1000	Varadero	99	735 HS*	736 LS	▲	▲	▲	▲											
XL	1000	Varadero	04 -	828 HS*	736 LS	△	△	△	△											
XL	1000	Varadero (Linked brake system)	00 - 03	735 HS*	736 LS	▲	▲	▲	▲											
XL	1000	Varadero Travel	05 -	828 HS*	736 LS	▲	▲	▲	▲											
CB	1100	F	83 -	542 HF*	542 HF	▲	▲													
CB	1100	Hornet	99 -	735 HS*	736 LS	△	△	△	△											
CB	1100	R	81 - 83	542 HF*	542 HF	▲	▲													
CB	1100	RD	83 -	542 HF*	542 HF	△	△													
CB	1100	X-11	00 -	735 HS*	736 LS	▲	▲	▲	▲											
CBR	1100	XX Super Blackbird	96 -	735 HS*	736 LS	▲	▲	▲	▲											
GL	1100	-1, DLX Gold Wing	81 -	542 HF*	542 HF	△	△													
GL	1100	A Gold Wing	79 -	517 HF*	517 HF	△	△													
GL	1100	Gold Wing	82 -	542 HF*	542 HF	▲	▲													
ST	1100		90 - 02	627 HS*	654 LS	▲	▲	▲	▲											
ST	1100	A6 ABS-TCS-CBS	96 -	721 HS*	722 LS	▲	▲	▲	▲											
ST	1100	ABS-TCS	92 - 95	627 HS*	654 LS	▲	▲	▲	▲											
VF	1100	C	83 - 86	572 HF*	542 HF	▲	▲													
VF	1100	S	84 - 85	572 HF*	542 HF	△	△													
VT	1100	C Shadow	87 - 93	542 HF	2046	▲														
VT	1100	C Shadow	94 - 96	627 HS*	2046	▲		▲												
VT	1100	C2 Shadow A.C.E.	95 -	627 HS	657 LS	▲	▲	▲	▲											
VT	1100	C2 Y	00 -	627 HS	657 LS	▲	▲	▲	▲											
VT	1100	C3 Shadow Aero	98 -	627 HS	657 LS	▲	▲	▲	▲											
VT	1100	T Shadow	98 -	627 HS*	657 LS	▲	▲	▲	▲											
GL	1200	A, I Gold Wing	84 - 86	542 HF*	542 HF	△	△													
GL	1200	DX Gold Wing	86 -	542 HF*	542 HF	▲	▲													
GL	1200	Gold Wing	84 - 86	542 HF*	542 HF	▲	▲													
VFR	1200	F	10 -		862 LS		△		△											
CB	1300	R	02 -	734 HS*	715 LS	▲	▲	▲	▲											
CB	1300	SF	98 -	676 HS*	715 LS	▲	▲	▲	▲											
CB	1300	X-4	97 -	622 HS*	715 LS	▲	▲	▲	▲											
ST	1300	Pan European, ABS	02 -	735 HS*	736 LS	▲	▲	▲	▲											
VTX	1300	C	04 -	627 HS	657 LS	▲	▲	▲	▲											
VTX	1300	S	03 -	627 HS	657 LS	▲	▲	▲	▲											
GL	1500	A, SE, I Gold Wing	94 -	647 HS*	542 LS	△	△	△	△											
GL	1500	F6 C Valkyrie	96 - 02	627 HS*	630 LS	▲	▲	▲	▲											
GL	1500	Gold Wing, Gold Wing SE	88 -	647 HS*	542 LS	▲	▲	▲	▲											
GLX	1500		88 -	647 HF*	542 HF	△	△													
GL	1800	Gold Wing	01 -	735 HS*	736 LS	▲	▲	▲	▲											
VTX	1800		01 -	735 HS*	736 LS	▲	▲	▲	▲											
HOREX																				
	80	Rebell N		532 HF			△													
	80	Rebell T	86 -	506 HF*	506 HF		△	△												
	80	Sport L	86 -	506 HF*	506 HF		△	△												
	125	Imperator	96 -	506 HF			△													
	125	Regent	96 -	506 HF			△													
	560	E	86 -	506 HF*	506 HF		△	△												
	600	Columbus	87 -	506 HF*	506 HF		△	△												

ALWAYS choose quality as "RECOMMENDED" / Choisissez **TOUJOURS** la qualité "RECOMMANDÉE".

* = 2 sets required / 2 jeux pour l'Avant.

△ = Available quality / Qualité disponible. ▲ = Available quality mit ABE / Qualité disponible avec ABE.

▲ = Mit ABE vorne und hinten. TÜV-Abnahme entfällt (gilt nur für Scheibenbremsbeläge).


RECOMMENDED

 1xx = Scooter Pads
 5xx = Street, Off Road & Racing Pads
 2xxx = Brake Shoes

**STREET
EXCEL**

**MAXI
CARBON**

**MAXI
SINTER**

OFF ROAD

**RACING
OFF ROAD**

**RACING
ROAD RACING**


HRD				HF	HF	HS	LS	CT	CT	MS	MS	SI	SI	RSI	RSI	DC	RS
50	GS Enduro	00- 02	652 HF	675 HF	△	△											
50	Sonic 2 Supermotard	00- 02	148 HF	105 HF	△	△											
50	Sonic 2 Trail	00- 02	148 HF	105 HF	△	△						△	△				
125	Supermotard	00- 02	652 HF	559 HF	△	△											
125	Trail	00- 02	652 HF	559 HF	△	△											
HUSABERG																	
	all models	89- 92	608 SI	586 SI	△	△								△	△	△	△
	all models	93-	671 SI	586 SI	△	△								△	△	△	△
350		91-	608 SI	586 SI	▲	▲								▲	▲	▲	▲
FC	400	99- 02	671 RSI	675 RSI	▲	▲								▲	▲	▲	▲
FE	400 ,S,E	99- 03	671 SI	675 SI	▲	▲								▲	▲	▲	▲
FS	400 e, c	01- 03	631 RSI	675 RSI	△	△								△	△	△	△
FC	450	03-	671 RSI	675 RSI	▲	▲								▲	▲	▲	▲
FE	450	09-	671 SI	791 SI	△									△	△	△	△
FE	450 e	04-	671 SI	675 SI	▲	▲								▲	▲	▲	▲
FS	450 c	06-	842 RSI	675 RSI		▲	▲							▲	▲	▲	▲
FS	450 e, c	03- 05	631 RSI	675 RSI	△	△								△	△	△	△
FX	450 e	03-	671 RSI	675 RSI	▲	▲								▲	▲	▲	▲
FC	470 , e	01- 02	671 RSI	675 RSI	▲	▲								▲	▲	▲	▲
FX	470 e	01- 02	671 RSI	675 RSI	▲	▲								▲	▲	▲	▲
500		91-	608 SI	586 SI	▲	▲								▲	▲	▲	▲
501 Enduro			608 SI	586 SI	▲	▲								▲	▲	▲	▲
FC	501	99- 01	671 RSI	675 RSI	▲	▲								▲	▲	▲	▲
FE	501 ,S,E	99- 04	671 SI	675 SI	▲	▲								▲	▲	▲	▲
FC	550	01-	671 RSI	675 RSI	▲	▲								▲	▲	▲	▲
FE	550 e	04-	671 SI	675 SI	▲	▲								▲	▲	▲	▲
FE	570	09-	671 SI	791 SI	△									△	△	△	△
600 Enduro			608 SI	586 SI	▲	▲								▲	▲	▲	▲
FC	600	99- 01	671 RSI	675 RSI	▲	▲								▲	▲	▲	▲
FE	600 ,S,E	99- 02	671 SI	675 SI	▲	▲								▲	▲	▲	▲
FE	650 e	01-	671 SI	675 SI	▲	▲								▲	▲	▲	▲
FS	650 e, c	01-	631 RSI	675 RSI	△	△								△	△	△	△
FS	650 e, c	06-	842 RSI	675 RSI		▲	▲							▲	▲	▲	▲
FX	650 e	01-	671 RSI	675 RSI	▲	▲								▲	▲	▲	▲
HUSQVARNA																	
	all models	72- 79	2116	2116													
	all models	87- 88		2116													
	all models CR,TC,TE,WR	92- 94	611 SI	536 SI	△	△								△	△	△	△
	all models TE,TC,WR,CR,AE	89	608 SI	2116	△									△			
	all rear drum models	86-		2117													
50	Husky Boy J, R, S	01-	559 RSI		△											△	
50	Racing	98-	105 HF		△				△								
CR	50 Junior	06-	803 HF		▲												
CR	50 Pro Senior	06-	803 HF	794 RSI	▲									▲			△
CR	50 Senior	06-	803 HF	794 RSI	▲									▲			△
SM	50	02-	148 HF	105 HF	△	△								△	△		
WR	50	02-	148 HF	105 HF	△	△								△	△		
WRS	50	98-	105 HF	2181	▲									▲			
CR	125	83- 84	2118	2116													
CR	125	85- 90	519 SI	2117	▲									▲			△
CR	125	96- 04	671 RSI	675 RSI	▲	▲								▲	▲	▲	▲
CR	125	05-	671 RSI	791 RSI	▲									▲	▲	▲	▲
CR/RL	125	81- 82	2117	2116													
CR/WR	125	91	608 SI	692 SI	▲	▲								▲	▲	▲	▲
CX	125	84- 85	519 SI		▲									▲			△
SM	125 Supermotard, S	99-	671 HF	675 HF	▲	▲								▲	▲	▲	▲
WR	125	80	2117	2116													
WR	125	85- 90	608 SI	2117	▲									▲			△
WR	125	96-	671 SI	675 SI	▲	▲								▲	▲	▲	▲
WR/XC	125	82	2117	2117													
WR/XC	125	83- 84	2118	2117													
WRE	125	96-	671 SI	675 SI	▲	▲								▲	▲	▲	▲
WRK	125	90	608 SI	586 SI	▲	▲								▲	▲	▲	▲
XC	125	85		2116													
200 Prof		86-	519 SI*	519 SI	▲	▲								▲	▲	▲	▲
CR	240	84- 85	519 SI		▲									▲			△

ALWAYS choose quality as "RECOMMENDED" / Choisissez **TOUJOURS** la qualité "RECOMMANDÉE".

* = 2 sets required / 2 jeux pour l'Avant.

△ = Available quality / Qualité disponible. ▲ = Available quality mit ABE / Qualité disponible avec ABE.

▲ = Mit ABE vorne und hinten. TÜV-Abnahme entfällt (gilt nur für Scheibenbremsbeläge).



RECOMMENDED
 1xx = Scooter Pads
 5xx = Street, Off Road & Racing Pads
 2xxx = Brake Shoes

HUSQVARNA					STREET		STREET EXCEL		MAXI CARBON		MAXI SINTER		OFF ROAD		RACING OFF ROAD		RACING ROAD RACING	
					HF	HF	HS	LS	CT	CT	MS	MS	SI	SI	RSI	RSI	DC	RS
WR	240		87-	608 SI	▲								▲		△			
WR	240		91	608 SI	692 SI	▲	▲						▲	▲	△	△		
WRK	240		90	608 SI	586 SI	▲	▲						▲	▲	△	△		
CR	250		81- 82	2117	2116													
CR	250		83- 84	2118	2116													
CR	250		85- 87	519 SI	2117	▲							▲		△			
CR	250		91	608 SI	692 SI	▲	▲						▲	▲	△	△		
CR	250		96- 04	671 RSI	675 RSI	▲	▲						▲	▲	△	△		
CR	250		05	671 RSI	791 RSI	▲	▲						▲	▲	△	△		
CX	250		84- 85	519 SI		▲							▲		△			
TC	250		02- 03	671 RSI	675 RSI	▲	▲						▲	▲	△	△		
TC	250		04-	671 RSI	791 RSI	▲	▲						▲	▲	△	△		
TE	250		02-	671 SI	675 SI	▲	▲						▲	▲	△	△		
WR	250		96-	671 SI	675 SI	▲	▲						▲	▲	△	△		
WR/OR	250		80	2117	2116													
WR/XC	250		81	2117	2117													
WR/XC	250		82	2117	2117													
WR/XC	250		83- 84	2118	2117													
WR/XC	250		87- 90	608 SI		▲							▲		△			
WR	260		90-	608 SI	692 SI	▲	▲						▲	▲	△	△		
TE	350		96-	671 SI	675 SI	△	△						△	△	△	△		
TE	350	Enduro	90	608 SI	586 SI	▲	▲						▲	▲	△	△		
WR	360		98-	671 SI	675 SI	▲	▲						▲	▲	△	△		
WR/OR	390		80	2117	2116													
WR/XC	390		82	2117	2117													
	400	Enduro	85-	519 SI	2117	▲							▲		△			
SM	400	R	02	566 HF	675 HF	△	△	△	△						△	△		
TE	400		01-	671 SI	675 SI	▲	▲						▲	▲	△	△		
WR	400		87-	608 SI	2117	▲							▲		△			
WRX	400		85	2118	2116													
TE	410		96-	671 SI	675 SI	▲	▲						▲	▲	△	△		
	430	Auto	87-	608 SI	2117	▲							▲		△			
	430	Enduro	85-	519 SI	2116	▲							▲		△			
CR	430		82	2117	2116													
CR	430		87-	608 SI	2117	▲							▲		△			
CR/WR/CS	430		81	2117	2117													
WR	430		87-	608 SI	2116	▲							▲		△			
XC	430		87-	608 SI	2117	▲							▲		△			
SM	450	R	03- 04	566 HF	675 HF	△	△	△	△						△	△		
SM	450	R	05	762 RS	675 RSI	▲	▲	▲	▲								△	△
SM	450	R	06- 08	762 RS	791 RSI	▲	▲	▲									△	△
SM	450	R	09-	762 RS	791 RSI	△	△	△									△	△
SM	450	RR	06-	762 RS	791 RSI	▲	▲	▲									△	△
TC	450		02- 03	671 RSI	675 RSI	▲	▲						▲	▲	△	△		
TC	450		04-	671 RSI	791 RSI	▲	▲						▲	▲	△	△		
TE	450		02-	671 SI	675 SI	▲	▲						▲	▲	△	△		
CR	500		83- 84	2118	2116													
CR	500		86-	519 SI	2117	▲							▲		△			
CX/CR	500		84- 85	519 SI	2116	▲							▲		△			
TC	500		86-	519 SI	2117	▲							▲		△			
WR/XC/AE	500		83- 84	2118	2117													
XC	500		87-	608 SI	2117	△							△		△			
	504		83-	519 SI	2117	▲							▲		△			
	510		87- 89	608 SI	2117	▲							▲		△			
	510		90-	608 SI	586 SI	▲	▲						▲	▲	△	△		
SM	510	Centennial	06-	762 RS	791 RSI	▲	▲	▲									△	△
SM	510	R	05	762 RS	675 RSI	▲	▲	▲	▲								△	△
SM	510	R	06-	762 RS	791 RSI	▲	▲	▲									△	△
TC	510		02- 03	671 RSI	675 RSI	▲	▲						▲	▲	△	△		
TC	510		04-	671 RSI	791 RSI	▲	▲						▲	▲	△	△		
TE	510		86- 87	519 SI	2117	▲							▲		△			
TE	510		02-	671 SI	675 SI	▲	▲						▲	▲	△	△		
TE	510	Centennial	04- 05	671 SI	675 SI	▲	▲						▲	▲	△	△		
	570	Nox	01- 03	706 HF	675 HF	△	△	△	△								△	△
SM	570	R	01-	566 HF	675 HF	△	△	△	△								△	△
TC	570		01-	671 RSI	675 RSI	▲	▲						▲	▲	△	△		
TE	570		01-	671 SI	675 SI	▲	▲						▲	▲	△	△		
LT	610		00-	706 HF	675 HF	△	△											

ALWAYS choose quality as **"RECOMMENDED"** / Choisissez **TOUJOURS** la qualité **"RECOMMANDÉE"**.

* = 2 sets required / 2 jeux pour l'Avant.

△ = Available quality / Qualité disponible. ▲ = Available quality mit ABE / Qualité disponible avec ABE.

▲ = Mit ABE vorne und hinten. TÜV-Abnahme entfällt (gilt nur für Scheibenbremsbeläge).



RECOMMENDED

1xx = Scooter Pads
5xx = Street, Off Road & Racing Pads
2xxx = Brake Shoes



HUSQVARNA						STREET		STREET EXCEL		MAXI CARBON		MAXI SINTER		OFF ROAD		RACING OFF ROAD		RACING ROAD RACING	
						HF	HF	HS	LS	CT	CT	MS	MS	SI	SI	RSI	RSI	DC	RS
SM	610	ie	07-	762 RS	791 RSI	▲	▲	▲											△
SM	610	Super Motard, S	98-	706 HF	675 HF	△	△	△	△										
TC	610		96-	671 RSI	675 RSI	▲	▲							▲	▲	△	△		
TC	610	Cross	91	608 SI	692 SI	▲	▲							▲	▲	△	△		
TE	610		91- 95	608 SI	692 SI	▲	▲							▲	▲	△	△		
TE	610	Rallye	96-	671 RSI	675 RSI	▲	▲							▲	▲	△	△		
SM	630		10-	762 HS	791 HF	△	△	△											
SMR	630		04- 08	706 RS	675 RSI	△	△	△	△								△		△
TE	630		10-	671 HS	791 HF	△	△	△	△										
STR	650	CRC	07-	762 HF	791 HF	▲	▲	▲											
HYOSUNG																			
		GA-4	99-	557 HF		△													
	50	Avanti	99- 01	101 HF		▲					△								
	50	Avanti	02-	101 HF		▲					△								
	50	Rush	97-	101 HF		△					△								
	50	Sense	98-	101 HF		△					△								
	50	Super Cab	95-	101 HF		▲					△								
	50	Super Cab Plus	98-	101 HF		▲					△								
SB	50		00-	101 HF		△					△								
SB	50	P	00-	101 HF		△					△								
SD	50		00-	101 HF		△					△								
SF	50		99-	101 HF		▲					△								
	100	Cab	98-	101 HF		△					△								
EZ	100		00-	101 HF		△					△								
	110	Midas Plus	98-	101 HF	2015	△					△								
FX	110	110	02-	101 HF	2015	▲					△								
KR	110	Master	04-	101 HF	2015	△					△								
	125	Aquila	00-	611 HF		▲													
	125	Boomer	03-	123 CT	103 CT	△	△				△	△							
	125	Cruise II	99-	524 HF		▲													
	125	Cruise II Classic	99-	524 HF		▲													
	125	Cruiser	92-	524 HF		△													
	125	Exceed	02-	123 CT	103 CT	△	△				△	△							
	125	Grand Prix	98-	123 CT		△					△								
	125	Grand Prix Plus	02-	551 HF		△													
	125	Hyper	99-	123 CT		▲					△								
	125	V2	99-	627 HF		△													
GA	125		98-	524 HF		△													
GA	125	F	00-	524 HF		△													
GF	125		98-	524 HF		▲													
GPS	125	D	00-	123 CT		△					△								
GS	125		99-	524 HF		▲													
GT	125		07-	814 HF*	814 HF	▲	▲	▲	▲										
GT	125	Comet	02- 03	551 HF		▲													
GT	125	Comet	04-	814 HF	814 HF	△	△												
GT	125	R Supersport	07-	814 HF*	814 HF	▲	▲	▲	▲										
GV	125	Aguila	02- 04	551 HF		▲													
GV	125	Aguila	05-	814 HF		▲													
RT	125	Karion	02- 06	551 HF		△													
RT	125	Karion	07-	814 HF*	814 HF	▲	▲	▲	▲										
RX	125		00-	551 HF		▲													
RX	125	SM	07-	814 HF*	814 HF	▲	▲	▲	▲										
TN	125		92-	524 HF		△													
XRX	125		07-	814 HF*	814 HF	▲	▲	▲	▲										
XRX	125	Offroad	99- 06	551 HF		▲													
	150	Exceed	02-	123 CT	103 CT	△	△				△	△							
	150	Grand Prix	98-	123 CT		△					△								
	250	Aquila	00-	627 HF		▲													
GT	250	Comet	02	597 HS	556 LS	△	△	△	△										
GT	250	Comet	03-	814 HF	814 HF	△	△												
GT	250	R	07-	814 HF*	814 HF	▲	▲	▲	▲										
GV	250		02-	551 HF	2014	▲													
GA	300		98-	557 HF		△													
TE	400		05- 06	536 SI*	649 SI	▲	▲							▲	▲	△	△		
XRX	400		05-	551 HF	604 HF	▲	▲												
RX	450	SM	08-	762 HS	675 LS	△	△	△	△										
TE	450		07-	536 SI*	649 SI	▲	▲							▲	▲	△	△		

ALWAYS choose quality as **"RECOMMENDED"** / Choisissez **TOUJOURS** la qualité **"RECOMMANDÉE"**.

* = 2 sets required / 2 jeux pour l'Avant.

△ = Available quality / Qualité disponible. ▲ = Available quality mit ABE / Qualité disponible avec ABE.

▲ = Mit ABE vorne und hinten. TÜV-Abnahme entfällt (gilt nur für Scheibenbremsbeläge).



RECOMMENDED

1xx = Scooter Pads
5xx = Street, Off Road & Racing Pads
2xxx = Brake Shoes



STREET



STREET EXCEL



MAXI CARBON



MAXI SINTER



OFF ROAD



RACING OFF ROAD



RACING ROAD RACING



HYOSUNG					HF	HF	HS	LS	CT	CT	MS	MS	SI	SI	RSI	RSI	DC	RS
	600	Comet	02	597 HS	556 LS	△	△	△	△									
	600	Comet	03	551 HF*		△												
GT	650		04-	814 HS*	814 LS	△	△	△	△									
GT	650	Custom Trendkiller	07-	814 HS*	814 LS	▲	▲	▲	▲									
GT	650	R	05-	814 HS*	814 LS	▲	▲	▲	▲									
GT	650	S	05-	814 HS*	814 LS	▲	▲	▲	▲									
GT	650	TTC	07-	814 HS*	814 LS	▲	▲	▲	▲									
GT	650	X	07-	814 HS*	814 LS	▲	▲	▲	▲									
GV	650	Aguila	04- 05	551 HF*	769 HF	△	△											
GV	650	Aguila	06-	814 HS*	814 LS	▲	▲	▲	▲									
INDIAN																		
	1442	Chief	01-	678 HF	678 HF	△	△	△	△									
	1442	Scout	01-	678 HF	678 HF	△	△	△	△									
ITALJET																		
		AJP Caliper incl. pin/spring		188 HF		△												
		Yankee 8	94-	111 HF	111 HF	△	△		△	△								
	50	Bazooka	93-	111 HF		△			△									
	50	Cruise	95-	111 HF		△			△									
	50	Dragster	99-	105 HF	105 HF	▲	▲		△	△								
	50	Formula	94-	117 HF	123 HF	▲	▲		△	△								
	50	Formula Air	99-	105 HF		▲			△									
	50	Formula L.C.	98-	105 HF	105 HF	▲	▲		△	△								
	50	Jet-Set	02-	167 HF		▲			△									
	50	Pista 2	92-	111 HF		△			△									
	50	Rollercraft	08-	814 HF	688 HF	△	△											
	50	Scoop	93-	619 HF		△												
	50	Torpedo	98-	105 HF		▲			△									
	50	Torpedo 4T	01-	105 HF		▲			△									
SM	50		02-	148 HF		△			△									
SX1	50		08-	141 HF		△			△									
	80	Formula	94-	117 HF	123 HF	△	△		△	△								
	100	Millennium 2T	01-	101 HF		▲			△									
	100	Millennium 2T	01-	167 HF		▲			△									
	125	Amarcord	08-	121 HF		△												
	125	Dragster	99-	105 CT	105 CT	▲	▲		△	△								
	125	Formula	94-	117 CT	123 CT	▲	▲		△	△								
	125	Formula L.C.	99-	105 CT	105 CT	△	△		△	△								
	125	Jet-Set	02-	167 CT		▲			△									
	125	Jupiter	02-	128 CT	105 CT	▲	▲		△	△	△							
	125	Millennium	00-	101 CT		▲			△									
	125	Millennium	00-	167 CT		▲			△									
	125	Torpedo	99-	105 CT		▲			△									
	125	Torpedo	08-	814 HF	688 HF	△	△											
	125	Twin	98-	105 CT	105 CT	△	△		△	△								
SM	125		02-	652 HF		△												
	150	Jet-Set	02-	167 CT		△			△									
	150	Jupiter	02-	128 CT	105 CT	△	△		△	△	△							
	150	Millennium	00-	101 CT		△			△									
	150	Millennium	00-	167 CT		△			△									
	150	Torpedo	08-	814 HF	688 HF	△	△											
	150	Torpedo 4T	01-	105 CT		△			△									
	180	Dragster	99-	105 CT	105 CT	▲	▲		△	△								
	250	Jupiter	01-	128 CT	173 CT	△	△		△	△	△							
	350		83-	519 HF*		△												
	650	Bazooka	06-	814 HS*	814 LS	▲	▲	▲	▲									
	650	Grifon	06-	814 HS*	814 LS	▲	▲	▲	▲									
	900	Grifon	00-	566 HF		△												
J. J. COBAS																		
	TR1		85	566 HF	559 HF	△	△											
	Trial		85	559 RSI		△									△			
JAWA																		
CZ	125	2T		506 HF		△												
CZ	125	MX		506 HF		△												
CZ	180		92	506 HF		△												

ALWAYS choose quality as "RECOMMENDED" / Choisissez TOUJOURS la qualité "RECOMMANDÉE".

* = 2 sets required / 2 jeux pour l'Avant.

△ = Available quality / Qualité disponible. ▲ = Available quality mit ABE / Qualité disponible avec ABE.

▲ = Mit ABE vorne und hinten. TÜV-Abnahme entfällt (gilt nur für Scheibenbremsbeläge).



RECOMMENDED

1xx = Scooter Pads
5xx = Street, Off Road & Racing Pads
2xxx = Brake Shoes



STREET



STREET EXCEL



MAXI CARBON



MAXI SINTER



OFF ROAD



RACING OFF ROAD



RACING ROAD RACING



JAWA					HF	HF												
	300 Trail	93 -	506 HF		△													
	350	93- 95	699 HF		△													
JCM																		
	Trial	87 -	595 HF		△													
	125 Europa	89	559 RSI	559 RSI	△	△										△	△	
	125 Oxygene	89	595 HF		△													
	125 SR	89	559 RSI	559 RSI	△	△										△	△	
	125 Week-End	89	595 HF		△													
	233 Vega	88	595 HF	574 HF	△	△												
	240 Enduro	91	595 HF		△													
	240 Europa	89	559 RSI	559 RSI	△	△											△	△
	240 Oxygene	89	595 HF		△													
	240 SR	89	559 RSI	559 RSI	△	△											△	△
	240 Week-End	89	595 HF		△													
	250 Week-End	91	595 HF		△													
	325 Europa	89	559 RSI	574 RSI	△	△											△	△
	325 Oxygene	89	595 HF		△													
	325 SR	89	559 RSI	559 RSI	△	△											△	△
	325 Week-End	89	595 HF		△													
	333 Vega	87	595 HF		△													
	333 Vega	88	595 HF	574 HF	△	△												
JIANSHE																		
JS	125 3	02 -	691 HF		△													
JINCHENG																		
JC	125 2A/3A	97 -	638 HF		△													
JC	125 2B	97 -	690 HF		△													
JC	125 7B	97 -	585 HF		△													
JC	150 T-D	06 -	691 HF		▲													
JC	250	06 -	713 HF		▲													
KAWASAKI																		
	S3	74 - 75	503 HF		△													
	S3A	74 - 75	503 HF		△													
AE	50 A1, A2	81 - 82	2015	2015														
AR	50	81 - 82	544 HF	2015	▲													
KMX	50	88 -	544 HF	2015	△													
KSR	50 I (50)	90 - 91	544 HF	544 HF	△	△												
KX	60 A, B1-B13	83 -	2093	2093														
KX	65	00 -	752 RSI	592 RSI		▲											▲	▲
AE	80 A, B	81 -	2015	2015														
AR	80	81 -	544 HF	2015	▲													
KD	80 M1-M8	80 - 87	2015	2015														
KD	80 N1-N3	88 - 90	544 HF	2015	△													
KMX	80	87 -	548 HF	2015	△													
KSR	80 II (80)	90 - 91	544 HF	544 HF	△	△												
KX	80 A,B,C,D	79 - 82	2087	2087														
KX	80 E, G, H, J	84 - 87	544 SI	2093	▲													△
KX	80 E1	83	2092	2093														
KX	80 L,N,R-R6	88 - 96	544 RSI	592 RSI	▲	▲												▲
KX	80 R7, T7, W1, Y1, W2, Y2	97 - 00	726 RSI	592 RSI														▲
KX	85	01 -	726 RSI	592 RSI														▲
KX	85 II	01 -	726 RSI	592 RSI														▲
KH	90	78 -	522 HF		△													
KC	100 C1-C4	80 - 83	2015	2015														
KE	100 A, B-B16	79 - 97	2015	2015														
KH	100 A	78 - 81	2014	2015														
KH	100 B7-B8	76 - 77	2015	2015														
KH	100 EX	88 -	546 HF	2014		△												
KH	100 EX, G	81 - 82	522 HF	2015		△												
KH	100 GH	83 -	546 HF	2015		△												
KM	100 A4, A6	78 - 81	2015	2015														
KX	100	88 - 92	544 RSI	592 RSI	▲	▲												
KX	100	97 -	726 RSI	592 RSI														▲
KX	100 B5-B6	95 - 96	544 RSI	592 RSI	▲	▲												▲
KLF	110 A1, A2, B1, B2, Mojave	87 - 88	2015	2183														

ALWAYS choose quality as **"RECOMMENDED"** / Choisissez **TOUJOURS** la qualité **"RECOMMANDÉE"**.

* = 2 sets required / 2 jeux pour l'Avant.

△ = Available quality / Qualité disponible. ▲ = Available quality mit ABE / Qualité disponible avec ABE.

▲ = Mit ABE vorne und hinten. TÜV-Abnahme entfällt (gilt nur für Scheibenbremsbeläge).



RECOMMENDED

1xx = Scooter Pads
5xx = Street, Off Road & Racing Pads
2xxx = Brake Shoes

STREET

STREET EXCEL

MAXI CARBON

MAXI SINTER

OFF ROAD

RACING OFF ROAD

RACING ROAD RACING

KAWASAKI					HF	HF	HS	LS	CT	CT	MS	MS	SI	SI	RSI	RSI	DC	RS
KLX	110	02 -	2093	2015														
AR	125	A1, A1A, A7, LC	546 HF	2183	△													
BN	125	Eliminator A1-A2	536 HF	2183	△													
BN	125	Eliminator A3	638 HF	2183	△		△											
KDX	125	A, B	544 SI	632 SI	▲	▲							▲	▲	△	△		
KE	125		546 HF	2014	△													
KE	125	A4-A12	2039	2183														
KH	125		516 HF	2025	▲													
KH	125		546 HF	2014	▲													
KLX	125		611 HF		△				△									
KLX	125	D-Tracker	611 HF		△				△									
KMX	125		544 HF	586 HF	▲	▲							▲	▲	△	△		
KMX	125		548 HF	586 HF	▲	▲								▲		△		
KX	125	A3-A7	2039	2183														
KX	125	B1	544 SI	2183	▲								▲		△			
KX	125	B2, C1, D1	546 SI	2025	▲								▲		△			
KX	125	E1	546 RSI	586 RSI	▲	▲							▲	▲	△	△		
KX	125	E2, F1	602 HF	586 SI	△									△		△		
KX	125	G,H,J	611 RSI	632 RSI	▲	▲							▲	▲	△	△		
KX	125	K1	694 RSI	632 RSI	▲	▲							▲	▲	△	△		
KX	125	K2-M2	95-	694 RSI	▲	▲							▲	▲	△	△		
ZL	125	Eliminator	97-	544 HF	▲													
KDX	175		2039	2183														
KE	175	B1, B2, B3	2039	2183														
KE	175	D2-D5	2039	2056														
KLF	185	A1, A1A Bayou	85	2038														
KLF	185	A2-A4 Bayou	86- 88	2040	2038													
KDX	200	A, B	83- 85	2056	2025													
KDX	200	C	86- 88	546 SI	2025	▲							▲		△			
KDX	200	E5	93	611 SI	632 SI	▲	▲						▲	▲	△	△		
KDX	200	E6, H1-H9	94- 99	694 SI	632 SI	▲	▲						▲	▲	△	△		
KDX	200	SR, E1-E4	89- 92	546 SI	632 SI	▲	▲						▲	▲	△	△		
KLT	200	C1, C2	83- 84	2015	2040													
KMX	200	A2, A3, A4	88- 90	544 HF	586 HF	▲	▲						▲	▲	△	△		
KZ	200	A1, A2	78- 79	516 HF	2014	△												
Z	200		77- 81	516 HF	2014	▲												
Z	200	A6	83-	546 HF	2014	△												
KDX	220	R A4	97-	694 SI	632 SI	▲	▲						▲	▲	△	△		
KLF	220	A1-A15 Bayou	88- 02	2040	2038													
	250	Estrella	92-	546 HF	586 HF	▲	▲											
	250	R Ninja	08-	638 HF	638 HF	△	△	△	△									
BR	250		86-	557 HF	2038	△												
CS	250		86-	557 HF		△												
EL	250		91- 94	557 HF	2038	▲												
EL	250	E3, E4	93- 94	557 HS	2038	△		△										
EL	250	Eliminator	88- 89	557 HF	2038	▲												
EX	250	R Ninja	86- 87	557 HF	557 HF	△	△											
EX	250	R Ninja F2-F17	88- 07	597 HF	615 HF	△	△	△	△									
GPX	250	R	88-	597 HF*	615 HF	△	△	△	△									
GPZ	250		83-	557 HF*	2038	△												
GPZ	250	Belt Drive	83- 84	546 HF	2038	▲												
GPZ	250	R	86-	557 HF	557 HF	△	△											
KDX	250	A1,B1,B2	80- 82	2040	2016													
KDX	250	B3, B4	83- 84	2040	2183													
KDX	250	SR, D1-D4	91- 94	611 SI	632 SI	▲	▲						▲	▲	△	△		
KH	250		76- 78	510 HF	2088	▲												
KH	250	A1, A2, B4, B5	79- 80	510 HF	2088	△												
KL	250	A1, A2	78- 80	2040	2016													
KL	250	A3-A5, C1,C2	80- 84	2039	2056													
KL	250	D2-D14 (KLR 250)	85- 97	546 HF	2056	▲							▲		△			
KL	250	Super Sherpa	00-	726 SI	586 SI		▲						▲	▲	△	△		
KLT	250	C1, C2, C3, Prairie	83- 85	2015	2040													
KLX	250		98- 07	694 SI	604 SI	▲	▲						▲	▲	△	△		
KLX	250	A1,A2	79- 80	2039	2183													
KLX	250	D1-D4, ES	93- 96	694 SI	632 SI	▲	▲						▲	▲	△	△		
KLX	250	S	09-	611 HF	604 HF	△	△	△										
KLX	250	SF	09-	611 HF	604 HF	△	△	△										
KR	250		85	546 HF*	557 HF	△	△											

ALWAYS choose quality as "RECOMMENDED" / Choisissez TOUJOURS la qualité "RECOMMANDÉE".

* = 2 sets required / 2 jeux pour l'Avant.

△ = Available quality / Qualité disponible. ▲ = Available quality mit ABE / Qualité disponible avec ABE.

▲ = Mit ABE vorne und hinten. TÜV-Abnahme entfällt (gilt nur für Scheibenbremsbeläge).

**RECOMMENDED**
 1xx = Scooter Pads
 5xx = Street, Off Road & Racing Pads
 2xxx = Brake Shoes
**STREET****EXCEL****MAXI****CARBON****MAXI****SINTER****OFF ROAD****RACING****OFF ROAD****RACING****ROAD RACING**

KAWASAKI						HF	HF	HS	LS	CT	CT	MS	MS	SI	SI	RSI	RSI	DC	RS
KR-1	250		88 - 89	615 HF*	615 HF	△	△												
KR-1	250	S	90	631 HF*	615 HF	△	△												
KSF	250	A1-A17 Mojave	87 -	591 SI*	592 SI	△	△								△	△	△	△	
KT	250	all models	75 - 80	2039	2183														
KX	250	A3-A7	75 - 81	2040	2016														
KX	250	B1	82	544 SI	2183	▲									▲		△		
KX	250	C1,C2,D1	83 - 85	546 SI	2183	▲									▲		△		
KX	250	D2	86	546 RSI	586 RSI	▲	▲								▲	▲	△	△	
KX	250	E1, F1	87 - 88	602 HF	586 SI	△										△		△	
KX	250	G1,H1-2,J1-2	89 - 93	611 RSI	632 RSI	▲	▲								▲	▲	△	△	
KX	250	K1	94	694 RSI	632 RSI	▲	▲								▲	▲	△	△	
KX	250	K2-M2	95 -	694 RSI	604 RSI	▲	▲								▲	▲	△	△	
KXF	250	A1, A2 Tecate	87 - 88	591 SI*	592 SI	△	△								△	△	△	△	
KX-F	250		04 -	694 RSI	790 RSI	▲	▲								▲	▲	△	△	
KXT	250	A1 Tecate	84	2040	544 HF		△												
KXT	250	A2, B1 Tecate	85 - 86	546 SI	586 SI	△	△								△	△	△	△	
KXT	250	B2 Tecate	87 -	591 SI	592 SI	△	△								△	△	△	△	
KZ	250	D1,2, L1, W1	80 - 83	2016	2014														
LX	250	Eliminator, SE	90 -	557 HS		△		△											
SC	250	Epsilon	02 -	146 MS*	174 MS	△	△			△	△	△	△						
Z	250		78 - 80	510 HF	556 HF	▲	▲												
Z	250	B1, B2	80 - 83		2038														
Z	250	C1, C2, G1, G2	81 - 83		2183														
Z	250	Eliminator	88	557 HF	2183	△													
Z	250	J, A3	81 -	540 HF*	556 HF	▲	▲												
Z	250	T, Scorpion	89 -	546 HF	2038	△													
ZR	250	Balius	91 - 95	597 HF	586 HF	△	△												
ZXR	250		90	615 HS*	615 LS	△	△	△	△										
ZXR	250	R	89	615 HS*	615 LS	△	△	△	△										
ZZR	250		90 - 01	597 HS	586 LS	△	△	△	△										
EL	252		97 - 00	557 HS	2038	▲		▲											
EL	252		01 -	611 HS	2038	▲		▲											
KAF	300	A1, B1, B2 Mule 500	92 - 95	2053															
KAF	300	C1-C4 Mule 550		2053															
KEF	300	Lakota	95 -	591 SI*	592 SI	▲	▲								▲	▲	△	△	
KLF	300	A1, A2 Bayou	86 - 87	2054	2038														
KLF	300	B1-B13 Bayou	88 -	546 SI*	2038	▲									▲		△		
KLF	300	C1-C17 Bayou Left/Rear	89 - 05	611 SI	2197	▲									▲		△		
KLF	300	C1-C17 Bayou Right	89 - 05	638 SI		▲									▲		△		
KLX	300	R A2	97 -	694 SI	604 SI	▲	▲								▲	▲	△	△	
EX	305	B1	83	557 HF	2038	△													
GPZ	305		81 - 96	546 HF*	2038	△													
GPZ	305		83 - 96	557 HF*	2038	▲													
KZ	305	A1,2, B1	81 - 82	540 HF	2038	△													
KZ	305	B2, B3	87 - 88	540 HF	2038	△													
Z	305	A1, A2, B1 - B8	81 -	540 HF	2038	△													
Z	305	B1 (CSR)	87 -	540 HF		△													
KLR	350		85 -	546 HF		▲									▲		△		
S2A	350		73 -	503 HF	2088	△													
KVF	360	Prairie 2x4, 4x4	03 -	536 SI*		△									△		△		
	400	Eliminator	94 -	597 HS	557 LS	△	△	△	△										
EN	400	Twin	85 -	557 HF	2060	△													
EX-4	400		95 -	597 HF	586 HF	△	△												
FX	400	R	86 - 88	546 HF*	557 HF	△	△												
GPX	400		87 -	615 HF*	597 HF	△	△												
GPZ	400		83 - 84	539 HF*	540 HF	▲	▲												
GPZ	400		85 - 87	546 HF*	557 HF	▲	▲												
GPZ	400	R	89 -	615 HS*	597 LS	△	△	△	△										
GPZ	400	S	88 -	597 HF	2038	△													
KFX	400		02 -	592 SI*	649 SI	△	▲								△	▲	△	△	
KH	400		76 - 78	510 HF	2088	▲													
KLE	400		91 -	597 HS	586 LS	△	△	△	△										
KLE	400	Vulcan	90 -	557 HS		△		△											
KLF	400	B1-B7 Bayou Left	93 - 99	611 SI	2197	▲									▲		△		
KLF	400	B1-B7 Bayou Right	93 - 99	638 SI		▲									▲		△		
KLX	400	R	03 -	694 SI	604 SI	▲	▲								▲	▲	△	△	
KLX	400	SR	03 -	694 HF	604 HF	▲	▲								▲	▲	△	△	
KVF	400	A1, A2, B1 Prairie	97 - 98	536 SI*	2197	▲									▲		△	△	

ALWAYS choose quality as **"RECOMMENDED"** / Choisissez **TOUJOURS** la qualité **"RECOMMANDÉE"**.

* = 2 sets required / 2 jeux pour l'Avant.

△ = Available quality / Qualité disponible. ▲ = Available quality mit ABE / Qualité disponible avec ABE.

▲ = Mit ABE vorne und hinten. TÜV-Abnahme entfällt (gilt nur für Scheibenbremsbeläge).



RECOMMENDED

1xx = Scooter Pads
5xx = Street, Off Road & Racing Pads
2xxx = Brake Shoes



STREET



STREET EXCEL



MAXI CARBON



MAXI SINTER



OFF ROAD



RACING OFF ROAD



RACING ROAD RACING



KAWASAKI				HF	HF	HS	LS	CT	CT	MS	MS	SI	SI	RSI	RSI	DC	RS
KVF	400	C1, C2	Prairie 4x4	99-	536	SI*								▲			
KVF	400	D1, D2	Prairie 2x4	99-	536	SI*							▲		△		
KZ	400	B1, B2		78- 79	522	HF	2038								△		
KZ	400	D, D3, D4		74- 77	510	HF	2088										
KZ	400	H1	(LTD)	79	510	HF	2038										
LX	400	Eliminator	SE	90	546	HF*											
Z	400	B1, B2		78- 79	522	HF	2038										
Z	400	C1		80-	510	HF											
Z	400	D, S		76- 77	518	HF	2038										
Z	400	E, GL, H, H1		79-	510	HF	2038										
Z	400	Eliminator		88	557	HF	557 HF										
Z	400	F		84-	546	HF	2038										
Z	400	J		80-	539	HF*	2060										
Z	400	T	(Belt Drive)	83-	539	HF	2060										
ZR	400	F, A1		83- 84	546	HF	2038										
ZR	400	Xanthus	(ZR 400D1)	92- 95	615	HS*	586 LS										
ZRX	400			98-	743	HS											
ZX	400			85	546	HF	557 HF										
ZX	400			86-	557	HF*	557 HF										
ZX-4	400			88- 89	615	HF*	615 HF										
ZX-4	400			90	631	HS*	556 LS										
ZXR	400			89- 90	631	HF*	556 HF										
ZXR	400	L1-L5		91- 02	666	HS*	556 LS									△	△
ZZR	400			90- 94	631	HS*	597 LS										
KX	420	A1, A2		80- 81	2040		2016										
KZ	440	A1-A3, K1, D2-D4		80- 82	510	HF	2038										
KZ	440	A4, D5, G1		83	540	HF	2038										
Z	440	A4, A5, D5, LTD		83- 84	540	HF	2038										
Z	440	C		80- 81	510	HF	2038										
Z	440	C, Twin		81-	540	HF	2038										
Z	440	H		82- 83	539	HF	540 HF										
Z	440	LTD		80-	510	HF	2038										
Z	440	LTD		80- 81	510	HF	2038										
EN	450	A1-A6		85- 90	557	HF	2060										
KFX	450	Left/Rear		07-	801	SI	592 SI						▲	▲	△	△	
KFX	450	Right		07-	798	SI							▲		△		
KLX	450	R		07-	694	SI	790 SI						▲	▲	△	△	
KX-F	450			06- 08	694	RSI	790 RSI						▲	▲	△	△	
KX-F	450	Efi		09-	694	RSI	790 RSI						△	△	△	△	
Z	450	LTD		84-	557	HF	2060										
EN	500			98-	557	HS	2060										
EN	500	A1-A7, B1-B2		90- 96	557	HS	2060										
EN	500	C1-C2	Vulcan	96- 97	557	HS	2060										
ER-5	500			97- 00	597	HS	2038										
ER-5	500			01-	705	HS	2038										
EX	500	A1-A3		87- 89	597	HF	2038										
EX	500	A4-A7		90- 93	597	HS	2038										
EX	500	D1-D3	Ninja	94- 97	597	HS	586 LS										
EX	500	E1-E3		94- 96	615	HS	586 LS										
GPX	500	R	(Austria)	88-	597	HF*	597 HF										
GPZ	500			93- 95	631	HS	2038										
GPZ	500			95- 96	546	HF*	586 HF										
GPZ	500			97-	615	HS*	586 LS										
GPZ	500	R	(Austria)	85-	557	HF*	557 HF										
GPZ	500	S		87	557	HF	2038										
GPZ	500	S		88	546	HF	2038										
GPZ	500	S		89- 92	546	HS*	557 LS										
GPZ	500	S	(Austria)	87- 91	597	HF	2038										
GPZ	500	S	(Austria)	92- 93	597	HF	2038										
GPZ	500	S	(Austria)	94- 96	615	HS	586 LS										
GPZ	500	S	(Austria)	97-	615	HS*	586 LS										
KH	500			76- 79	510	HF											
KH	500	H1		74- 75	503	HF											
KL	500	Tengai	(Austria)	89- 91	597	HS	586 LS										
KLE	500	A1-A4		91-	597	HS	586 LS										
KLR	500	(Austria)		87- 88	602	HF	586 HF										
KX	500	A1,2,B1		83- 85	546	SI	2183							▲			
KX	500	B2		86	546	RSI	586 RSI							▲	▲	△	△

ALWAYS choose quality as **"RECOMMENDED"** / Choisissez **TOUJOURS** la qualité **"RECOMMANDÉE"**.

* = 2 sets required / 2 jeux pour l'Avant.

△ = Available quality / Qualité disponible. ▲ = Available quality mit ABE / Qualité disponible avec ABE.

▲ = Mit ABE vorne und hinten. TÜV-Abnahme entfällt (gilt nur für Scheibenbremsbeläge).

**RECOMMENDED**

1xx = Scooter Pads
 5xx = Street, Off Road & Racing Pads
 2xxx = Brake Shoes

**STREET****EXCEL****MAXI****CARBON****MAXI****SINTER****OFF ROAD****RACING****OFF ROAD****RACING****ROAD RACING****KAWASAKI**

						HF	HF	HS	LS	CT	CT	MS	MS	SI	SI	RSI	RSI	DC	RS
KX	500	C1, D1	87 - 88	602 HF	586 SI	△									△		△		
KX	500	E1-E5	89 - 93	611 RSI	632 RSI	▲	▲								▲	▲	△	△	
KX	500	E6-E7	94 - 95	694 RSI	632 RSI	▲	▲								▲	▲	△	△	
KX	500	E8-	96 -	694 RSI	604 RSI	▲	▲								▲	▲	△	△	
Z	500		79 - 80	510 HF*	512 HF	▲	▲												
Z	500		81 - 83	539 HF	540 HF	▲	▲												
ZL	500	(Austria)	85 -	557 HF	2060	△													
ZR	500	A1 (Z 500 F)	83 -	546 HF	2038	△													
ZZR	500	(Austria)	90 - 92	631 HS*	597 LS	△	△	△	△										
ZZR	500	(Austria)	93 -	631 HS*	687 LS	△	△	△	△										
GPZ	550		84 - 87	557 HF*	557 HF	▲	▲												
GT	550		85 - 01	557 HF*	2060	△													
KX	550	A	83 -	546 SI		▲								▲		△			
KZ	550	A1	80 -	510 HF	2060	△													
KZ	550	A2-A4, C1-C4	80 - 83	540 HF	2060	△													
KZ	550	D1, H1, H2	81 - 83	540 HF*	540 HF	△	△												
KZ	550	F1, F2, M1	83 - 84	540 HF	2060	△													
Z	550	A1	80 -	510 HF	2060	△													
Z	550	A2, A3, C3	81 - 83	540 HF	2060	△													
Z	550	C1, C2, B, LTD	80 -	539 HF	2060	△													
Z	550	C3, LTD	82 - 84	540 HF	2060	△													
Z	550	E, LTD	81 -	539 HF*	540 HF	△	△												
Z	550	F	83 -	546 HF*	2038	▲													
Z	550	F	85 -	557 HF*	2038	▲													
Z	550	F1, F2, F2L	83 - 84	540 HF	2060	△													
Z	550	GP	81 -	539 HF	540 HF	▲	▲												
Z	550	GT	83 -	546 HF*	2060	▲													
Z	550	GT, LTD	82 -	540 HF	2060	△													
Z	550	LTD	81 -	539 HF	2060	▲													
Z	550	M1, LTD	83 -	540 HF	2060	△													
ZR	550	A1, GP	83 - 84	546 HF*	2038	△													
ZR	550	B1-B3 Zephyr	90 - 92	597 HS*	615 LS	▲	▲	▲	▲										
ZR	550	B4-B6 Zephyr	93 - 99	597 HS*	687 LS	▲	▲	▲	▲										
ZR	550	Zephyr (Germany)																	
		fr.no.B024010-	93 -	615 HS*	687 LS	▲	▲	▲	▲										
ZX	550	A1, A1L	84 -	557 HF*	557 HF	△	△												
	600	R, Ninja	89 -	631 HF*	556 HF	△	△												
GPX	600	R	88 - 93	597 HF*	597 HF	▲	▲												
GPX	600	R	94 -	597 HS*	597 LS	▲	▲	▲	▲										
GPZ	600	R	85 - 89	557 HF*	557 HF	▲	▲												
GPZ	600	R	94 -	597 HS*	597 LS	△	△	△	△										
KL	600	A1,B1,B2	84 - 86	546 HF	2183	▲								▲		△			
KLR	600		84 - 86	546 HF	2183	▲								▲		△			
KLR	600	E	85 - 94	546 HF	2183	▲								▲		△			
Z	600	GP	83 -	557 HF*	557 HF	△	△												
ZL	600		85 -	557 HF	2060	▲													
ZL	600	B2 Eliminator	95 - 98	597 HS	2060	▲		▲											
ZX	600	A1-A3, B1 Ninja	85 - 87	557 HF*	557 HF	△	△												
ZX	600	C1-C10 Ninja R	88 - 97	597 HS*	597 LS	△	△	△	△										
ZX-6R	600	D1-D4 (ZX6)	90 - 93	631 HS*	597 LS	△	△	△	△									△	△
ZX-6R	600	E1-E5 (Ninja ZX6)	93 - 97	631 HS*	687 LS	△	△	△	△									△	△
ZX-6R	600	F1-F3 (Ninja ZX6R)	95 - 97	631 HS*	687 LS	▲	▲	▲	▲									△	△
ZX-6R	600	Ninja	98 - 01	686 HS*	687 LS	▲	▲	▲	▲									△	△
ZX-6R	600	Ninja (Rad.cal)	07 - 08	838 HS*	687 LS			▲	▲									△	△
ZX-6R	600	Ninja (Rad.cal)	09 -	838 HS*	687 LS			△	△									△	△
ZX-6RR	600	Ninja (Rad.cal)	03 - 06	788 HS*	687 LS			▲	▲									△	△
ZZR	600		90 - 92	631 HS*	597 LS	▲	▲	▲	▲									△	△
ZZR	600		93 - 05	631 HS*	687 LS	▲	▲	▲	▲									△	△
ZX-6R	636	Ninja	02	686 HS*	687 LS	▲	▲	▲	▲									△	△
ZX-6R	636	Ninja (Rad.cal)	03 - 06	788 HS*	687 LS			▲	▲									△	△
	650	Versys Left/Rear	07 - 09	705 HS	687 LS	▲	▲	▲	▲										
	650	Versys Right	07 - 09	704 HS		▲													
	650	Versys Left/Rear	10 -	705 HS	687 LS	△	△	△	△										
	650	Versys Right	10 -	704 HS		△		△											
ER-6f	650	Left/Rear	06 - 08	705 HS	687 LS	▲	▲	▲	▲										
ER-6f	650	Right	06 - 08	704 HS		▲		▲											
ER-6f	650	Left/Rear	09 -	705 HS	687 LS	△	△	△	△										
ER-6f	650	Right	09 -	704 HS		△		△											

ALWAYS choose quality as **"RECOMMENDED"** / Choisissez **TOUJOURS** la qualité **"RECOMMANDÉE"**.

* = 2 sets required / 2 jeux pour l'Avant.

△ = Available quality / Qualité disponible. ▲ = Available quality mit ABE / Qualité disponible avec ABE.

▲ = Mit ABE vorne und hinten. TÜV-Abnahme entfällt (gilt nur für Scheibenbremsbeläge).



RECOMMENDED

1xx = Scooter Pads
5xx = Street, Off Road & Racing Pads
2xxx = Brake Shoes

				STREET		STREET EXCEL		MAXI CARBON		MAXI SINTER		OFF ROAD		RACING OFF ROAD		RACING ROAD RACING	
				HF	HF	HS	LS	CT	CT	MS	MS	SI	SI	RSI	RSI	DC	RS
KAWASAKI																	
ER-6n	650	Left/Rear	06 - 08	705 HS	687 LS	▲	▲	▲	▲								
ER-6n	650	Right	06 - 08	704 HS		▲	▲	▲	▲								
ER-6n	650	Left/Rear	09 -	705 HS	687 LS	△	△	△	△								
ER-6n	650	Right	09 -	704 HS		△	△	△	△								
KL	650	B1-B3 Tengai (KLR)	89 - 91	597 HS	586 LS	▲	▲	▲	▲								
KL	650	C1 (KLR)	95	705 HS	586 LS	▲	▲	▲	▲								
KLR	650		08 -	611 HS	638 LS	△	△	△	△								
KLR	650	A1-A3	87 - 89	602 HF	586 SI	▲	▲					▲			△		
KLR	650	C1-	98	705 HS	586 LS	▲	▲	▲	▲								
KLR	650	C1-	99 -	705 HS	586 LS	▲	▲	▲	▲								
KLX	650	A1-3, C1-4	93 - 96	694 SI	632 SI	▲	▲					▲	▲	△	△		
KLX	650	R	93 - 95	694 SI	632 SI	▲	▲					▲	▲	△	△		
KLX	650	R D1	96	694 SI	604 SI	▲	▲					▲	▲	△	△		
KVF	650	Brute Force 4x4 (D_, E_) Left	05 -	801 SI								△		△			
KVF	650	Brute Force 4x4 (D_, E_) Right	05 -	798 SI								△		△			
KVF	650	Brute Force 4x4i (F_, G_, H_) Left	05 -	611 SI		▲						▲		△			
KVF	650	Brute Force 4x4i (F_, G_, H_) Right	05 -	638 SI		▲						▲		△			
KVF	650	Prairie (A_, B_) Left	01 - 03	801 SI								▲		△			
KVF	650	Prairie (A_, B_) Right	01 - 03	798 SI								▲		△			
W	650		99 -	704 HF	2038	▲											
Z	650		77 - 79	510 HF*	2060	▲											
Z	650	C	78 - 79	510 HF*	514 HF	▲	▲										
Z	650	D1, D1A, D2, D3	78 - 82	510 HF*	512 HF	△	△										
Z	650	D4	81 -	539 HF	2060	△											
Z	650	E1	80	510 HF	2060	△											
Z	650	F	81 -	539 HF*	2060	▲											
Z	650	H1,H2, H3, CSR	81 - 82	540 HF		△											
KFX	700	V-Force Left	04 -	801 SI								▲		△			
KFX	700	V-Force Right	04 -	798 SI								▲		△			
KSV	700	V-Force A1- Left	04 -	801 SI								△		△			
KSV	700	V-Force A1- Right	04 -	798 SI								△		△			
KVF	700	Prairie (A_, B_, D_) Left	04 -	801 SI								▲		△			
KVF	700	Prairie (A_, B_, D_) Right	04 -	798 SI								▲		△			
VN	700	A1 Vulcan	85	557 HF*	2060	△											
Z	700	A1, A1L	83 -	539 HF*	540 HF	△	△										
ZN	700	A1, A1L	84 -	557 HF*	557 HF	△	△										
	750	Vulcan	93 -	557 HF	2060	△											
GPX	750	R	87 - 89	597 HF*	597 HF	▲	▲										
GPZ	750		82	539 HF	540 HF	△	△										
GPZ	750		83 - 87	557 HF*	557 HF	▲	▲										
GPZ	750	R	85 - 86	557 HF*	557 HF	▲	▲										
GPZ	750	T	83 -	557 HF*	557 HF	▲	▲										
GT	750		86 -	557 HF*	557 HF	▲	▲										
KRF	750	Teryx 4x4 Left	08 -	611 SI								△		△			
KRF	750	Teryx 4x4 Right	08 -	638 SI								△		△			
KVF	750	Brute Force 4x4i (A_, B_, C_, D_, E_, F_) Left	05 -	611 SI		▲						▲		△			
KVF	750	Brute Force 4x4i (A_, B_, C_, D_, E_, F_) Right	05 -	638 SI		▲						▲		△			
VN	750	A2-A1_ Vulcan	86 - 94	557 HF*	2060	▲											
VZ	750	Twin	88	557 HF	2060	△											
Z	750	, ABS	07 -	627 HS*	657 LS	▲	▲	▲	▲								
Z	750	A1, A1L	84 -	539 HF*	540 HF	△	△										
Z	750	B	76 - 79	510 HF	514 HF	▲	▲										
Z	750	E	80 - 81	539 HF*	540 HF	▲	▲										
Z	750	E1, E1L, Turbo	84 -	557 HF*	557 HF	△	△										
Z	750	Eliminator	88	557 HF*	557 HF	△	△										
Z	750	GT	82 -	539 HF*	540 HF	▲	▲										
Z	750	H	72 - 75	503 HF	2091	△											
Z	750	H1, H2, LTD	80 - 81	539 HF*	540 HF	△	△										
Z	750	K1, K2	83 - 84	557 HF*	2060	△											
Z	750	L	80 - 83	539 HF*	540 HF	▲	▲										
Z	750	L	84 -	540 HF*	540 HF	△	△										
Z	750	L3	83 -	540 HF*	540 HF	△	△										
Z	750	Left/Rear	04 -	705 HS	687 LS	△	△	△	△								
Z	750	LTD	80 -	510 HF*	2060	▲											

ALWAYS choose quality as **"RECOMMENDED"** / Choisissez **TOUJOURS** la qualité **"RECOMMANDÉE"**.

* = 2 sets required / 2 jeux pour l'Avant.

△ = Available quality / Qualité disponible. ▲ = Available quality mit ABE / Qualité disponible avec ABE.

▲ = Mit ABE vorne und hinten. TÜV-Abnahme entfällt (gilt nur für Scheibenbremsbeläge).

**RECOMMENDED**

1xx = Scooter Pads
 5xx = Street, Off Road & Racing Pads
 2xxx = Brake Shoes

**STREET****EXCEL****MAXI****CARBON****MAXI****SINTER****OFF ROAD****RACING****OFF ROAD****RACING****ROAD RACING****KAWASAKI**

					HF	HF	HS	LS	CT	CT	MS	MS	SI	SI	RSI	RSI	DC	RS
Z	750	LTD Belt Drive	83-	539 HF*	540 HF	▲	▲											
Z	750	LTD Twin	82	539 HF*	540 HF	▲	▲	△										
Z	750	LTD Twin	83-	557 HF	557 HF	▲	▲											
Z	750	M1	82-	540 HF	2060	△												
Z	750	R1	82-	540 HF*	540 HF	△	△											
Z	750	Right	04-	704 HS		△		△										
Z	750	S Left/Rear	05- 06	705 HS	687 LS	▲	▲	▲	▲									
Z	750	S Right	05- 06	704 HS		▲		▲										
Z	750	Sp.	83-	539 HF*	540 HF	▲	▲											
Z	750	Y1, N, LTD	82-	539 HF*	540 HF	△	△											
ZR	750	Zephyr	91- 95	597 HS*	615 LS	▲	▲	▲	▲									
ZR	750	Zephyr Left/Rear	96-	705 HS	597 LS	▲	▲	▲	▲									
ZR	750	Zephyr Right	96-	704 HS		▲		▲										
ZR-7	750	Left/Rear	99-	705 HS	704 LS	▲	▲	▲	▲									
ZR-7	750	Right	99-	704 HS		▲		▲										
ZR-7S	750	Left/Rear	01-	705 HS	704 LS	▲	▲	▲	▲									
ZR-7S	750	Right	01-	704 HS		▲		▲										
ZX	750	A1, E, GP	83- 85	557 HF*	557 HF	▲	▲											
ZX-7R	750	Ninja	89- 95	631 HS*	556 LS	△	△	△	△									
ZX-7R	750	Ninja P1,P2	96- 02	686 HS*	556 LS	▲	▲	▲	▲								△	△
ZX-7RR	750	Ninja N1	96- 02	676 HS*	715 LS	▲	▲	▲	▲								△	△
ZXR	750	R	89- 92	631 HS*	556 LS	▲	▲	▲	▲								△	△
ZXR	750	R	93- 95	631 HS*	556 LS	▲	▲	▲	▲								△	△
VN	800	A1-A9 Vulcan,Classic	95-	557 HS	2060	▲		▲										
VN	800	Classic	98-	705 HS	2060	▲		▲										
VN	800	Drifter	99- 02	705 HS	704 LS	▲	▲	▲										
GPZ	900	R	84- 89	557 HF*	557 HF	▲	▲											
GPZ	900	R	90- 96	631 HS*	597 LS	▲	▲	▲	▲								△	△
KZ	900	A4, A5	76- 77	510 HF	2091	△												
KZ	900	B1	76	510 HF*	514 HF	△	△											
VN	900	Classic	06-	705 HS	704 LS	▲	▲	▲	▲									
VN	900	Custom	07-	705 HS	704 LS	▲	▲	▲	▲									
Z	900	A	76- 77	510 HF*	2091	▲												
Z1	900	Z1 A, Z1 B	73- 75	503 HF	2091	△												
ZL	900	Eliminator	85- 86	557 HF*	557 HF	△	△											
ZX	900	A1, A1L	83- 84	557 HF*	557 HF	△	△											
ZX-9R	900	Ninja	94- 95	631 HS*	687 LS	▲	▲	▲	▲									
ZX-9R	900	Ninja	96	686 HS*	687 LS	▲	▲	▲	▲								△	△
ZX-9R	900	Ninja	97- 01	686 HS*	687 LS	▲	▲	▲	▲								△	△
ZX-9R	900	Ninja	02-	782 HS*	687 LS	▲	▲	▲	▲								△	△
GPZ	1000	RX	86-	557 HS*	557 LS	▲	▲	▲	▲									
GTR	1000		86- 93	557 HS*	557 LS	▲	▲	▲	▲									
GTR	1000		94- 98	597 HS*	557 LS	▲	▲	▲	▲									
GTR	1000		99- 06	597 HS*	557 LS	▲	▲	▲	▲									
KLV	1000	Left/Rear	04-	705 HS	657 LS	△	△	△	△									
KLV	1000	Right	04-	704 HS		△		△										
KZ	1000	P6-P20	87- 01	539 HF*	540 HF	△	△											
Z	1000		76- 78	510 HF*	512 HF	▲	▲											
Z	1000		03- 06	782 HS*	687 LS	▲	▲	▲	▲								△	△
Z	1000		07- 09	838 HS*	657 LS		▲	▲	▲								△	△
Z	1000	(Rad.cal)	10-	806 HS*	657 LS			△	△									
Z	1000	A1, A2, A3, A4	77- 80	510 HF*	512 HF	△	△											
Z	1000	B1, B2, B3, LTD	77- 79	510 HF*	514 HF	△	△											
Z	1000	C1, C2, C3, C4	78- 81	510 HF*	512 HF	△	△											
Z	1000	D1, D2, D3, Z1R	78- 80	510 HF*	512 HF	△	△											
Z	1000	F1	80-	539 HF*	512 HF	▲	▲											
Z	1000	GL	80-	510 HF*	512 HF	△	△											
Z	1000	H1	80-	510 HF*	512 HF	△	△											
Z	1000	J	79- 80	539 HF*	540 HF	▲	▲											
Z	1000	J	81- 83	539 HF*	540 HF	▲	▲											
Z	1000	K, M, CSR	81-	539 HF*	540 HF	△	△											
Z	1000	LTD	81-	539 HF*	540 HF	▲	▲											
Z	1000	MKII	79- 80	539 HF*	512 HF	▲	▲											
Z	1000	P1, P2, Police	82- 84	539 HF*	540 HF	△	△											
Z	1000	R	78- 79	510 HF*	512 HF	▲	▲											
Z	1000	R Ninja	86-	557 HF*	557 HF	▲	▲											
Z	1000	RE1, R2	82-	540 HF*	540 HF	△	△											
Z	1000	ST	79- 81	539 HF*	512 HF	△	△											

ALWAYS choose quality as **"RECOMMENDED"** / Choisissez **TOUJOURS** la qualité **"RECOMMANDÉE"**.

* = 2 sets required / 2 jeux pour l'Avant.

△ = Available quality / Qualité disponible. ▲ = Available quality mit ABE / Qualité disponible avec ABE.

▲ = Mit ABE vorne und hinten. TÜV-Abnahme entfällt (gilt nur für Scheibenbremsbeläge).



RECOMMENDED

1xx = Scooter Pads
 5xx = Street, Off Road & Racing Pads
 2xxx = Brake Shoes



STREET



STREET EXCEL



MAXI CARBON



MAXI SINTER



OFF ROAD



RACING OFF ROAD



RACING ROAD RACING



KAWASAKI					HF	HF	HS	LS	CT	CT	MS	MS	SI	SI	RSI	RSI	DC	RS
ZL	1000		86-	557 HF*	557 HF	▲	▲											
ZX-10	1000	B2, B3	88- 90	597 HS*	597 LS	▲	▲											
ZX-10R	1000	Ninja (Rad.cal)	04- 07	788 HS*	687 LS			▲	▲								△	△
ZX-10R	1000	Ninja (Rad.cal)	08- 09	806 HS*	687 LS			▲	▲								△	△
ZX-10R	1000	Ninja (Rad.cal)	10-	806 HS*	687 LS			△	△								△	△
	1100	Zephyr Left/Rear	97-	705 HS	597 LS	▲	▲	▲	▲									
	1100	Zephyr Right	97-	704 HS		▲		▲										
GPZ	1100		81-	539 HF*	540 HF	▲	▲											
GPZ	1100		83-	557 HF*	557 HF	▲	▲											
GPZ	1100	(ZX 1100 E1-E2) Left/Rear	95- 96	705 HS	687 LS	▲	▲	▲	▲									
GPZ	1100	(ZX 1100 E1-E2) Right	95- 96	704 HS		▲		▲										
GPZ	1100	ABS, Horizont Left/Rear	97-	705 HS	687 LS	▲	▲	▲	▲									
GPZ	1100	ABS, Horizont Right	97-	704 HS		▲		▲										
Z	1100	B2, GP	82-	540 HF	540 HF	▲	▲											
Z	1100	D1, D2, Spectre	82- 83	539 HF*	540 HF	△	△											
Z	1100	GP	81-	539 HF	540 HF	▲	▲											
Z	1100	GP	83-	557 HF*	557 HF	▲	▲											
Z	1100	L1, LTD	83-	539 HF*	540 HF	△	△											
Z	1100	LTD	85-	557 HF*	557 HF	▲	▲											
Z	1100	R, LTD	84	557 HF*	557 HF	△	△											
Z	1100	ST	81-	539 HF	512 HF	▲	▲											
ZN	1100	B1, B1L, LTD	84-	557 HF*	557 HF	△	△											
ZR	1100	Zephyr	92- 95	631 HS*	597 LS	▲	▲	▲	▲									
ZRX	1100		96- 00	686 HS*	556 LS	▲	▲	▲	▲									
ZX	1100	A1, GP	83-	557 HF*	557 HF	△	△											
ZX	1100	D1-D5 ZX-11	93- 97	631 HS*	556 LS	▲	▲	▲	▲									
ZZR	1100		90- 93	631 HS*	597 LS	▲	▲	▲	▲								△	△
ZZR	1100		94- 01	631 HS*	556 LS	▲	▲	▲	▲									
ZG	1200	A1-A2/B1-B17 Voyager XII	86-	557 HS*	557 LS	△	△	△	△									
ZRX	1200		01-	686 HS*	556 LS	▲	▲	▲	▲									
ZRX	1200	R	01-	686 HS*	556 LS	▲	▲	▲	▲									
ZRX	1200	S	01-	686 HS*	556 LS	▲	▲	▲	▲									
ZX-12R	1200	Ninja	00- 03	686 HS*	556 LS	▲	▲	▲	▲								△	△
ZX-12R	1200	Ninja (Rad.cal)	04-	788 HS*	556 LS			△	△								△	△
ZZR	1200		02-	631 HS*	556 LS	▲	▲	▲	▲									
Z	1300		79- 81	530 HF*	512 HF	▲	▲											
Z	1300	-6	85	557 HF*	557 HF	△	△											
Z	1300	A1-A5, Sports	79- 83	539 HF*	540 HF	△	△											
Z	1300	DF1	84-	530 HF*	512 HF	▲	▲											
ZN	1300	A1, A2, A2L	83- 84	557 HF*	557 HF	△	△											
ZN	1300	Voy.	85-	557 HF*	557 HF	▲	▲											
GTR	1400	(Rad.cal)	07-	838 HS*	715 LS		▲	▲	▲									
ZZR	1400	(Rad.cal)	06-	838 HS*	715 LS		▲	▲	▲									△
VN	1500	A1-A11 Vulcan, SE	87-	557 HS	557 LS	▲	▲	▲	▲									
VN	1500	B1-B4, C1-C4 Vulcan	87-	557 HS	557 LS	△	△	△	△									
VN	1500	Classic	97-	705 HS	557 LS	▲	▲	▲	▲									
VN	1500	Classic Fi	00-	705 HS	704 LS	▲	▲	▲	▲									
VN	1500	Classic Tourer Fi Left/Rear	00-	705 HS	704 LS	▲	▲	▲	▲									
VN	1500	Classic Tourer Fi Right	00-	704 HS		▲		▲										
VN	1500	Classic Tourer Left/Rear	98-	705 HS	557 LS	▲	▲	▲	▲									
VN	1500	Classic Tourer Right	98-	704 HS		▲		▲										
VN	1500	Drifter	99- 02	705 HS	704 LS	▲	▲	▲	▲									
VN	1500	Mean Streak	02- 03	686 HS	704 LS	▲	▲	▲	▲									
VN	1500	Sumo	88-	557 HF*	557 HF	△	△											
VN	1600	Classic Left/Rear	03-	705 HS	704 LS	▲	▲	▲	▲									
VN	1600	Classic Right	03-	704 HS		▲		▲										
VN	1600	Mean Streak	04	686 HS*	704 LS	△	△	△	△									
VN	1600	Mean Streak	05-	788 HS*	704 LS			▲	▲									
VN	1700	Classic Left/Rear	09-	705 HS	704 LS	△	△	△	△									
VN	1700	Classic Right	09-	704 HS		△		△										
VN	1700	Classic Tourer Left/Rear	09-	705 HS	704 LS	△	△	△	△									
VN	1700	Classic Tourer Right	09-	704 HS		△		△										
VN	1700	Voyager	09-	631 HS*	704 LS	△	△	△	△									
VN	2000		04-	631 HS*	704 LS	△	△	△	△									
KEEWAY																		
	50	Flash	07-	101 HF	2028	△			△									
	50	Flash Electric	10-	141 HF	2028	△			△									

ALWAYS choose quality as **“RECOMMENDED”** / Choisissez **TOUJOURS** la qualité **“RECOMMANDÉE”**.

* = 2 sets required / 2 jeux pour l'Avant.

△ = Available quality / Qualité disponible. ▲ = Available quality mit ABE / Qualité disponible avec ABE.

▲ = Mit ABE vorne und hinten. TÜV-Abnahme entfällt (gilt nur für Scheibenbremsbeläge).



RECOMMENDED

1xx = Scooter Pads
5xx = Street, Off Road & Racing Pads
2xxx = Brake Shoes



STREET EXCEL



MAXI CARBON



MAXI SINTER



OFF ROAD



RACING OFF ROAD



RACING ROAD RACING



KEEWAY

					HF	HF	HS	LS	CT	CT	MS	MS	SI	SI	RSI	RSI	DC	RS
	50	Focus	06-	141 HF	▲				△									
	50	Hurricane	06-	101 HF	▲				△									
	50	Matrix	06-	141 HF	▲				△									
	50	Matrix Electric	10-	141 HF	△				△									
	50	Matrix Racing Sport	10-	141 HF	△				△									
F-NKD	50		10-	141 HF	2028	△			△									
RY8	50		07- 09	141 HF	2028	△			△									
RY8	50		10-	141 HF	200 HF	△	△		△	△								
TX	50	SM	10-	173 HF		△			△									
	90	Hurricane	06-	101 HF		▲			△									
	100	Partner	06-	119 HF		▲			△		△							
	110	Partner	06-	119 HF		▲			△		△							
	125	Arn	06-	123 CT		▲			△									
	125	Enduro	07-	774 HF	519 HF	▲	▲											
	125	Focus	06-	141 CT		▲			△									
	125	Matrix	06-	141 CT		▲			△									
	125	Matrix Racing Sport	10-	141 HF		△			△									
	125	Speed	06-	132 CT	119 CT	▲	▲		△	△		△						
	125	Superlight	06-	713 HF		▲												
	125	X-Ray	07-	774 HF	519 HF	▲	▲											
TX	125	SM	10-	780 HF		△												
	150	Arn	06-	123 CT		▲			△									
	150	Focus	06-	141 CT		▲			△									
	150	Matrix	06-	141 CT		▲			△									
	150	Matrix Racing Sport	10-	141 HF		△			△									
	150	Speed	06-	132 CT	119 CT	▲	▲		△	△		△						
	150	Superlight	06-	713 HF		▲												
	250	Land Cruiser	06-	713 HF		▲												
	250	Supershadow	06-	691 HF		▲												

KOTIR

RS	50		90-	2028	2028													
----	----	--	-----	------	------	--	--	--	--	--	--	--	--	--	--	--	--	--

KRAM-IT

	50	Scrambler			692 HF		△											
ER	125		89- 93	608 SI	692 SI	▲	▲						▲	▲	△	△		
	250	SMR	00-		675 RSI		△								△		△	
GS	250		97-	671 SI	675 SI	▲	▲						▲	▲	△	△		
MC	250		89	608 SI	692 SI	▲	▲						▲	▲	△	△		
MX	250		97-	671 SI	675 SI	▲	▲						▲	▲	△	△		
SM	250		97-	671 SI	675 SI	▲	▲						▲	▲	△	△		
ER	300		89	608 SI	692 SI	▲	▲						▲	▲	△	△		

KREIDLER

		Florett	81- 82	524 HF		▲												
	25	Florett XL	99-	102 HF		▲			△									
	50	Florett	99-	102 HF	2028	▲			△									
	125	Enduro	07-	713 HF		▲												
	125	Florett D	07-	638 HF		▲												
	125	Florett RMC-F	07-	638 HF		▲												
	125	Mustang	83-	560 HF	519 HF	△	△											
	125	Supermoto	07-	713 HF		▲												
	200	Enduro	07-	713 HF		▲												

KTM

		Baja	86-	519 SI	2122	△								△		△		
		Country,Baja	85	519 SI	2122	△								△		△		
		GS,EXC,Enduro Models	91	621 HF	586 SI	△									△		△	
		most models	94-	671 SI	675 SI	△	△							△	△	△	△	
MX		125 - 600 ccm.	91	546 SI	586 SI	△	△							△	△	△	△	
	40	Comet		2120	2120													
	50	Comet PL, TS, RLW, RS, RS4L	86- 91	138 HF		▲			△									
GO	50		94-	109 HF	2012	▲			△									
GP	50	DXL, RS1		138 HF		△			△									
GXE	50		87-	519 HF		▲								▲		△		
GXE	50		89-	131 HF*		▲												
GXR	50		89-	131 HF*		△												
MX	50		87-	519 SI		▲								▲		△		

ALWAYS choose quality as **"RECOMMENDED"** / Choisissez **TOUJOURS** la qualité **"RECOMMANDÉE"**.

* = 2 sets required / 2 jeux pour l'Avant.

△ = Available quality / Qualité disponible. ▲ = Available quality mit ABE / Qualité disponible avec ABE.

▲ = Mit ABE vorne und hinten. TÜV-Abnahme entfällt (gilt nur für Scheibenbremsbeläge).



RECOMMENDED

1xx = Scooter Pads
5xx = Street, Off Road & Racing Pads
2xxx = Brake Shoes

STREET

STREET EXCEL

MAXI CARBON

MAXI SINTER

OFF ROAD

RACING OFF ROAD

RACING ROAD RACING

KTM					STREET		STREET EXCEL		MAXI CARBON		MAXI SINTER		OFF ROAD		RACING OFF ROAD		RACING ROAD RACING	
					HF	HF	HS	LS	CT	CT	MS	MS	SI	SI	RSI	RSI	DC	RS
MX	50		91	131 HF		△												
RSV	50		86-	519 SI	▲													
SM	50	Supermoto	06-	794 RSI									▲	▲	△	△		
SX	50	Adventure	98-	2074														
SX	50	Pro Junior LC	02-	794 RSI									▲		△			
SX	50	Pro Senior LC	02- 03	794 RSI									▲		△			
SX	50	Pro Senior LC	04-	794 RSI									▲	▲	△	△		
SX	50	Senior Adventure	04-	794 RSI									▲		△			
X-1	50		98-	2028														
SX	60		99	559 RSI	▲								▲		△			
SX	65		00- 01	559 RSI	▲	▲							▲	▲	△	△		
SX	65		02- 03	783 RSI		▲							▲	▲	△	△		
SX	65		04- 08	783 RSI		▲							▲	▲	△	△		
SX	65		09-	783 RSI		▲							△	△	△	△		
	80	RSL, L, RS, RL, Bora, Chopper	80-	519 HF	▲	▲							▲	▲	△	△		
MX	80		86-	583 HF	△													
MX	80		91	583 HF	△													
PL	80	Watercooled		519 HF	▲	▲							▲	▲	△	△		
RLW	80		80-	519 SI	▲	▲							▲	▲	△	△		
MX	85		90	519 SI	▲								▲		△			
SX	85		04-	783 RSI		▲							▲	▲	△	△		
	125		- 83	2120														
	125	Sting	99-	566 HF	△	△												
	125	SuperMoto	00-	671 HF	△	△												
EXC	125		90	621 HF	△	△												
EXC	125	Enduro	99- 03	671 SI	▲	▲							▲	▲	△	△		
EXC	125	Enduro	04-	671 SI	▲	▲							▲	▲	△	△		
EXE	125		00-	671 HF	▲	▲												
GS	125		83	2122														
GS	125		84- 85	2122														
GS	125		88	621 HF	△	△												
GS	125		89- 90	546 SI	▲	▲							▲	▲	△	△		
GS	125		92-	671 SI	▲	▲							▲	▲	△	△		
LC	125		85	519 SI	▲								▲		△			
LC	125		86-	519 SI	▲	▲							▲	▲	△	△		
LC2	125		99-	671 HF	△	△												
LL	125		83	2122														
MX	125		84	2122														
MX	125		85	519 SI	▲								▲		△			
MX	125		86	519 SI	▲	▲							▲	▲	△	△		
MX	125		88	621 HF	△	△												
MX	125		89- 90	546 SI	▲	▲							▲	▲	△	△		
MX	125		92- 93	671 SI	▲	▲							▲	▲	△	△		
SX	125		96- 03	671 RSI	▲	▲							▲	▲	△	△		
SX	125		04-	671 RSI	▲	▲							▲	▲	△	△		
XC	125		85	519 SI	▲								▲		△			
XC	125		86-	519 SI	▲	▲							▲	▲	△	△		
SX	144		07- 08	671 RSI	△	△							△	△	△	△		
SX	150		09-	671 RSI	△	△							△	△	△	△		
	175		72- 78	2120														
	175		79-	2120														
EXC	200	Enduro	99- 03	671 SI	▲	▲							▲	▲	△	△		
EXC	200	Enduro	04-	671 SI	▲	▲							▲	▲	△	△		
SX	200		03- 04	671 RSI	▲	▲							▲	▲	△	△		
	250	Baja	86-	519 SI	▲								▲		△			
	250	Cross	- 81	2120														
	250	Cross	82	2121														
	250	Cross	83	2118														
EXC	250		90	621 HF	△	△												
EXC	250	Enduro	99- 03	671 SI	▲	▲							▲	▲	△	△		
EXC	250	Enduro	04-	671 SI	▲	▲							▲	▲	△	△		
EXC	250	Enduro 4T	99- 03	671 SI	▲	▲							▲	▲	△	△		
EXC	250	Enduro 4T	04- 06	671 SI	▲	▲							▲	▲	△	△		
EXC-F	250	Enduro	07-	671 SI	▲	▲							▲	▲	△	△		
GS	250		83- 85	2122														
GS	250		88	621 HF	△	△												
GS	250		89- 90	546 SI	▲	▲							▲	▲	△	△		
LC	250		85	519 SI	▲								▲		△			

ALWAYS choose quality as "RECOMMENDED" / Choisissez **TOUJOURS** la qualité "RECOMMANDÉE".

* = 2 sets required / 2 jeux pour l'Avant.

△ = Available quality / Qualité disponible. ▲ = Available quality mit ABE / Qualité disponible avec ABE.

▲ = Mit ABE vorne und hinten. TÜV-Abnahme entfällt (gilt nur für Scheibenbremsbeläge).



RECOMMENDED

1xx = Scooter Pads
5xx = Street, Off Road & Racing Pads
2xxx = Brake Shoes



STREET

EXCEL



MAXI

CARBON



MAXI

SINTER



OFF ROAD

RACING



RACING

OFF ROAD



RACING

ROAD RACING



KTM					HF	HF	HS	LS	CT	CT	MS	MS	SI	SI	RSI	RSI	DC	RS
LC	250		86	519 SI	519 SI	▲	▲						▲	▲	△	△		
MC	250		83- 84	519 SI	519 SI	▲	▲						▲	▲	△	△		
MX	250		83- 84	519 SI	519 SI	▲	▲						▲	▲	△	△		
MX	250		84	2122	2122													
MX	250		85	519 SI	2122	▲							▲		△			
MX	250		86	519 SI	519 SI	▲	▲						▲	▲	△	△		
MX	250		88	621 HF	621 HF	△	△											
MX	250		89- 90	546 SI	692 SI	▲	▲						▲	▲	△	△		
MX	250		92- 93	671 SI	692 SI	▲	▲						▲	▲	△	△		
MX	250	VC, Enduro	87-	601 HF	601 HF	△	△											
SX	250		96- 02	671 RSI	675 RSI	▲	▲						▲	▲	△	△		
SX	250		03-	671 RSI	791 RSI	▲	▲						▲	▲	△	△		
SX-F	250		06-	671 RSI	791 RSI	▲	▲						▲	▲	△	△		
XC	250		85	519 SI		▲							▲		△			
XC	250		86- 89	519 SI	519 SI	▲	▲						▲	▲	△	△		
EXC	300		90	621 HF	621 HF	△	△											
EXC	300		93- 96	671 SI	586 SI	▲	▲						▲	▲	△	△		
EXC	300	Enduro	99- 03	671 SI	675 SI	▲	▲						▲	▲	△	△		
EXC	300	Enduro	04-	671 SI	791 SI	▲	▲						▲	▲	△	△		
GS	300		85	2122	2122													
MX	300		85-		2122													
MX	300		90	546 SI	586 SI	▲	▲						▲	▲	△	△		
MX	300		92-	671 SI	586 SI	▲	▲						▲	▲	△	△		
XC	300		85	519 SI	2122	▲							▲		△			
XC	300		86- 90	519 SI	519 SI	▲	▲						▲	▲	△	△		
XC	300	(Drum vers.)	85	2122	2122													
	350	Country Cross	85-	519 SI	2122	▲							▲		△			
	350	GS	83-	519 SI	2121	▲							▲		△			
	350	GS (Drum vers.)	83-	2122	2122													
EXC	350		87	601 HF	601 HF	△	△											
EXC	350		88- 90	621 HF	621 HF	△	△											
GS	350		87	601 HF	601 HF	△	△											
GS	350		88-	621 HF	621 HF	△	△											
GS4	350	500 K4	- 83	519 SI		▲							▲		△			
K4	350	500 K4	- 83	519 SI		△							△		△			
LC4	350		92-	546 SI	586 SI	▲	▲						▲	▲	△	△		
MX	350		87	601 HF	601 HF	△	△											
MX	350		88	621 HF	621 HF	△	△											
XC	350	, MC	- 83	519 SI		▲							▲		△			
MX	360		96- 97	671 SI	675 SI	▲	▲						▲	▲	△	△		
SX	360		96- 97	671 RSI	675 RSI	▲	▲						▲	▲	△	△		
XC	360		96- 97	671 SI	675 SI	▲	▲						▲	▲	△	△		
EXC	380	Enduro	99	671 SI	675 SI	▲	▲						▲	▲	△	△		
MX	380		98-	671 SI	675 SI	▲	▲						▲	▲	△	△		
SX	380		98- 02	671 RSI	675 RSI	▲	▲						▲	▲	△	△		
XC	380		98-	671 SI	675 SI	▲	▲						▲	▲	△	△		
	390	GS	83-	519 SI	2121	▲							▲		△			
	390	GS (Drum vers.)	83-	2122	2122													
XC	390	, MC	- 83	519 SI		▲							▲		△			
	400	Enduro	87-	601 HF	601 HF	△	△											
EXC	400	Racing	00- 03	671 SI	675 SI	▲	▲						▲	▲	△	△		
EXC	400	Racing	04-	671 SI	791 SI	▲	▲						▲	▲	△	△		
LC4	400		93-	671 SI	586 SI	▲	▲						▲	▲	△	△		
LC4-E	400	Enduro	99-	671 SI	675 SI	▲	▲						▲	▲	△	△		
SC	400		99-	671 SI	675 SI	▲	▲						▲	▲	△	△		
SX	400	Racing	00- 02	671 RSI	675 RSI	▲	▲						▲	▲	△	△		
SXC	400	Tiainen Replica	99- 00	671 SI	675 SI	▲	▲						▲	▲	△	△		
GS	420		84-	2122	2122													
XC	420	, MC	- 83	519 SI		▲							▲		△			
EXC	450	Racing	04-	671 SI	791 SI	▲	▲						▲	▲	△	△		
SX	450		03-	671 RSI	791 RSI	▲	▲						▲	▲	△	△		
SX	450	ATV	08-	866 RSI*	867 RSI								△	△	△	△		
SX	450	SM Factory Replica	04-	566 RSI	791 RSI	△	△								△	△	△	△
SX	450	SMR	04- 06	842 RSI	791 RSI		△	△							△	△	△	△
SX	450	SMR	07-	843 RSI	791 RSI		▲	▲							▲	▲	△	△
XC	450	ATV	08-	866 SI*	867 SI								△	△	△	△		△
XC-F	450		08-	671 RSI	791 RSI	△	△						△	△	△	△		
MC	495	Leleu	82- 83	519 SI	2121	▲							▲		△			

ALWAYS choose quality as **"RECOMMENDED"** / Choisissez **TOUJOURS** la qualité **"RECOMMANDÉE"**.

* = 2 sets required / 2 jeux pour l'Avant.

△ = Available quality / Qualité disponible. ▲ = Available quality mit ABE / Qualité disponible avec ABE.

▲ = Mit ABE vorne und hinten. TÜV-Abnahme entfällt (gilt nur für Scheibenbremsbeläge).



RECOMMENDED

1xx = Scooter Pads
 5xx = Street, Off Road & Racing Pads
 2xxx = Brake Shoes

STREET

STREET EXCEL

MAXI CARBON

MAXI SINTER

OFF ROAD

RACING OFF ROAD

RACING ROAD RACING

KTM					1xx	1xx	5xx	5xx	5xx	5xx	5xx	5xx	5xx	5xx	5xx	5xx	5xx	
					HF	HF	HS	LS	CT	CT	MS	MS	SI	SI	RSI	RSI	DC	RS
MX	495		84-	2122														
MX	495	Leleu	82- 83	519 SI														
	500	Cross	- 82	2118														
GS	500	500 K4 Enduro	83-	519 SI														
LC	500		85	519 SI														
LC	500		86-	519 SI														
MX	500		83- 84	2122														
MX	500		85	519 SI														
MX	500		86-	519 SI														
MX	500		87	601 HF														
MX	500		88	621 HF														
MX	500		89- 91	546 SI														
MX	500		92- 93	671 SI														
XC	500	, MC	- 83	519 SI														
SX	505	ATV	08-	866 RSI*														
SX	505	Racing	07-	671 RSI														
XC	505	ATV	08-	866 SI*														
XC-F	505		09-	671 RSI														
EXC	520	Racing	00- 02	671 SI														
SX	520	Racing	00- 02	671 RSI														
EXC	525	Racing	03	671 SI														
EXC	525	Racing	04-	671 SI														
SX	525	Racing	03	671 RSI														
SX	525	Racing	04- 06	671 RSI														
SX	525	SMR	04-	842 RSI														
EXC	530	Racing	08-	671 SI														
SXC	540	Tiainen Replica	99- 00	671 SI														
LC4	550		87-	601 HF														
MX	550		87-	601 HF														
SX	560	SMR	06-	843 RSI														
	600	Duke	93- 95	566 HF														
4T	600	Enduro	84-	519 SI														
EXC	600		87	601 HF														
EXC	600		88	621 HF														
GS	600		84	2122														
GS	600		85	519 SI														
LC4	600		88-	601 HF														
LC4	600	Enduro	88-	601 HF														
LC4	600	Six Days	92-	671 SI														
MC	600		88	601 HF														
MX	600		87	601 HF														
MX	600		88-	621 HF														
XC	600	Cross	85	519 SI														
XCE	600	Cross	85	519 SI														
	620	Duke	96- 98	566 HF														
LC4	620	Competition	99-	671 SI														
LC4	620	Competition SuperMoto	00-	671 HF														
LC4	620	RXC	95	671 SI														
LC4	620	Supercompetition	01-	671 HF														
SC	620		99-	671 SI														
SX	620		95- 99	671 RSI														
LC4	625	SC Supermoto	02- 04	671 HF														
SMC	625		05-	706 HF														
SXC	625		03- 04	671 HF														
	640	Duke	99- 02	566 HF														
	640	Duke	03-	706 HF														
LC4	640	Adventure	99- 04	671 HF														
LC4	640	Adventure	05-	674 HF														
LC4	640	Supermoto	03	566 HF														
LC4	640	Supermoto	04-	706 HF														
LC4-E	640	Enduro	99-	671 HF														
LC4-E	640	Supermoto	99- 02	671 HF														
LC4	660	Rallye	01-	671 HF														
LC4	660	SM Factory Replica	02-	566 RSI														
SMC	660	Supermoto	03	566 HF														
SMC	660	Supermoto	04-	706 HF														
	690	Duke	08-	762 HS														
	690	Enduro	08-	674 HS														

ALWAYS choose quality as "RECOMMENDED" / Choisissez TOUJOURS la qualité "RECOMMANDÉE".

* = 2 sets required / 2 jeux pour l'Avant.

△ = Available quality / Qualité disponible. ▲ = Available quality mit ABE / Qualité disponible avec ABE.

▲ = Mit ABE vorne und hinten. TÜV-Abnahme entfällt (gilt nur für Scheibenbremsbeläge).



RECOMMENDED
 1xx = Scooter Pads
 5xx = Street, Off Road & Racing Pads
 2xxx = Brake Shoes

				RECOMMENDED		STREET		STREET EXCEL		MAXI CARBON		MAXI SINTER		OFF ROAD		RACING OFF ROAD		RACING ROAD RACING	
				HF	HF	HS	LS	CT	CT	MS	MS	SI	SI	RSI	RSI	DC	RS		
KYMCO																			
RS	50	Agility Naked	10-	163 HF															
ZX	50	Fever	96-	121 HF	2057														
ZX	50	Super Fever	02-	144 HF															
	80	Filly	99-	2012	2012														
	90	Manboy	96-	144 HF	2012														
SP	90	Yup	95-	110 HF															
	100	Cobra Racer	99-	119 HF	2012														
	100	Spike	02-	103 HF															
	100	Topboy on/off road	99-	121 HF	2012														
KB	100		99-	121 HF	2012														
	110	Spike	03-	103 HF															
	125	Agility	06-	163 CT	2012														
	125	B&W, Dink Sport	99-	119 CT	119 CT														
	125	Calypso	99-	141 CT	2012														
	125	Cruiser	99-	119 CT															
	125	Dink	96- 99	119 CT	119 CT														
	125	Dink	00-	119 CT	119 CT														
	125	Downtown i	10-	183 CT	195 CT														
	125	Grand Dink	02-	119 CT	119 CT														
	125	Heroism	95-	141 CT	2012														
	125	Hipster	01-	688 HF															
	125	Jetix	08-	103 CT															
	125	Movie	99-	119 CT	2203														
	125	Movie XL	01-	119 CT															
	125	MXer	03-	2012	749 HF														
	125	New Dink	08-	119 CT	119 CT														
	125	Nexxon	08-	200 CT	200 CT														
	125	People	01-	154 CT	2203														
	125	Pulsar	01-	688 HF															
	125	Quannon	08-	119 CT	119 CT														
	125	Spacer	99-	119 CT	119 CT														
	125	Spike	02-	103 CT															
	125	Stryker on/off	99-	163 CT															
	125	Super 8	08-	154 CT															
	125	Super-9	00-	144 CT	154 CT														
	125	Techno GT	06-	119 CT															
	125	Vivio	01-	163 CT															
	125	Yager	01-	119 CT	119 CT														
	125	Yager GT	09-	119 CT															
	125	Zing	96-	688 HF															
B	125	Freeway	93- 95	106 CT	2012														
CK	125		04-	551 HF															
D2	125	Freeway	95-	2012	2012														
S	125	People	05-	154 CT	195 CT														
	150	B&W	01-	119 CT	119 CT														
	150	Dink	99-	119 CT	119 CT														
	150	Freeway	95-	121 HF	2012														
	150	Grand Dink	02-	119 CT	119 CT														
	150	Heroism	95-	141 CT	129 CT														
	150	Hipster	01-	688 HF															
	150	Movie XL	01-	119 CT															
	150	MXer	03-	2012	749 HF														
	150	MXU	05-	2012	749 HF														
	150	People	01-	154 CT	2203														
	150	Spacer	99-	119 CT	119 CT														
	150	Straight	08-	200 CT	200 CT														
	150	Stryker Off	01-	163 CT															
	150	Vivio	01-	163 CT															
	150	Yager	01-	119 CT	119 CT														
	150	Zing	99-	119 CT															
DX	150	Custom	93-	551 HF															
NSR	150		93-	551 HF															
	200	Dink	04-	119 CT	119 CT														
	200	Downtown i	10-	183 CT	195 CT														
	200	i New Dink	08-	119 CT	119 CT														
	200	Like i	10-	119 CT															
	200	Yager	04-	119 CT	119 CT														
S	200	People	05-	154 CT	195 CT														

ALWAYS choose quality as **"RECOMMENDED"** / Choisissez **TOUJOURS** la qualité **"RECOMMANDÉE"**.

* = 2 sets required / 2 jeux pour l'Avant.

△ = Available quality / Qualité disponible. ▲ = Available quality mit ABE / Qualité disponible avec ABE.

▲ = Mit ABE vorne und hinten. TÜV-Abnahme entfällt (gilt nur für Scheibenbremsbeläge).


RECOMMENDED

 1xx = Scooter Pads
 5xx = Street, Off Road & Racing Pads
 2xxx = Brake Shoes

STREET
EXCEL

MAXI
CARBON

MAXI
SINTER

OFF ROAD

RACING
OFF ROAD

RACING
ROAD RACING

KYMCO

					HF	HF	HS	LS	CT	CT	MS	MS	SI	SI	RSI	RSI	DC	RS
	250	B&W, Dink Sport	01 -	119 MS	119 MS	△	△			△	△	△	△					
	250	Grand Dink	01 -	171 CT	172 CT	▲	▲			△	△	△						
	250	MXU	06 -	810 SI*	775 SI	▲								▲	▲	△	△	
	250	People	03 -	119 MS		△				△		△						
	250	Super-9	00 -	144 CT	154 CT	△	△			△	△		△					
	250	Urban Quad	06 -	810 SI*	775 SI	▲								▲	▲	△	△	
	250	Venox	01 -	627 HF	627 HF	△	△											
	250	Xciting	04 - 05	183 MS	183 MS	△	△			△	△	△	△					
	250	Xciting	06 -	183 MS	195 MS	△	△			△	△	△	△					
	250	Yup	03 -	119 MS	119 MS	△	△			△	△	△	△					
KXR	250		04 -	810 SI*	775 SI	▲								▲	▲	△	△	
S	250	People Left/Rear	06 -	197 MS	195 MS	△	△			△	△	△	△					
S	250	People Right	06 -	134 MS		△				△		△						
	300	Downtown i ABS	10 -	183 MS	195 MS	△	△			△	△	△	△					
	300	Maxxer	06 -	810 SI*	775 SI	▲								▲	▲	△	△	
	300	MXU	06 -	810 SI*	810 SI*	▲								▲	▲	△	△	
	300	People Gti	10 -	183 MS		△				△		△						
	300	People Si Left/Rear	08 -	163 CT	195 CT	△	△			△	△		△					
	300	People Si Right	08 -	119 CT		△				△		△						
	300	Xciting Ri	08 -	183 MS*	195 MS	△	△			△	△	△	△					
	400	MXU	08 -	822 ATS*	822 ATS									△	△	△	△	
	500	MXU	06 -	810 SI*	810 SI*	▲								▲	▲	△	△	
	500	UXV 4x4	08 -	810 SI*	810 SI	△								△	△	△	△	
	500	Xciting	04 -	183 MS*	183 MS	△	△			△	△	△	△					
	500	Xciting R ABS	09 -	183 MS*	183 MS	△	△			△	△	△	△					
	700	MyRoad	09 -	183 MS*	183 MS	△	△			△	△	△	△					

LAVERDA

	50	Gaicho	92	519 HF	519 HF	△	△											
OR	50	Atlas	86	519 HF	519 HF	△	△											
OR	50	Atlas	90 -	519 HF	519 HF	△	△											
	125	Custom	86 -	519 HF		△												
	125	Formula	86 -	574 HF		△												
	125	Phoenix	01 -	178 CT	154 CT	△	△			△	△		△					
CU	125	Ride	86 -	519 HF		△												
GS	125	Lesmo	86 -	574 HF	574 HF	△	△											
GS	125	Lesmo	90 -	574 HF	574 HF	△	△											
HP	125	Quasar	04 -		758 ATS										△		△	
LB	125	Strada, Sport	85	574 HF		△												
LB	125	Uno	85 -	519 HF		△												
	150	Phoenix	01 -	178 CT	154 CT	△	△			△	△		△					
HP	180	Quasar	04 -		758 ATS										△		△	
	200	Phoenix	01 -	178 CT	154 CT	△	△			△	△		△					
GS	350	Lesmo	86 -	519 HF*	519 HF	△	△											
PF	350	Alpino		519 HF*	519 HF	△	△											
RS	350	Alpino		519 HF*	519 HF	△	△											
	400	Quasar 4x4	04 -	758 ATS*	758 ATS										△	△	△	△
	500	Alpino, S	77 -	519 HF*	519 HF	△	△											
	500	Quasar 4x4	04 -	758 ATS*	758 ATS										△	△	△	△
	500	Quasar 4x4 C	04 -	758 ATS*	758 ATS										△	△	△	△
SFC	500			506 HF*	506 HF	△	△											
OR	600	Atlas	86 -	594 HF	519 HF	△	△											
SFC	600		86 -	506 HF*	506 HF	△	△											
	650		92 -	566 HF*	519 HF	△	△											
	650	V-Six	93 -	506 HS*	506 LS	△	△	△	△									
	668	668	96 -	566 HF	519 HF	△	△	△	△									
	668	Ghost, Diamante	97 -	566 HF*	519 HF	▲	▲	▲	▲									
	700	El Cid	90	546 HF	586 HF	△	△											
	750	Cup	98 -	566 HF*	519 HF	△	△	△	△									
	750	Diamante	97 -	566 HF*	519 HF	△	△	△	△									
	750	Ghost Strike	97 -	566 HF*	519 HF	△	△	△	△									
	750	S Formula	97 -	566 HF*	519 HF	▲	▲	▲	▲									
	750	S, S Carenata	97 -	566 HF*	519 HF	△	△	△	△									
	750	Sport	99 -	566 HF*	519 HF	△	△	△	△									
	750	Strike/Black Strike	99 -	566 HF*	519 HF	△	△	△	△									
	750	T8	98 -	566 HF*	519 HF	△	△	△	△									
SF2	750		74 - 78	506 HF*		△												
SF3	750		74 - 78	506 HF*		△												

ALWAYS choose quality as **"RECOMMENDED"** / Choisissez **TOUJOURS** la qualité **"RECOMMANDÉE"**.

* = 2 sets required / 2 jeux pour l'Avant.

△ = Available quality / Qualité disponible. ▲ = Available quality mit ABE / Qualité disponible avec ABE.

▲ = Mit ABE vorne und hinten. TÜV-Abnahme entfällt (gilt nur für Scheibenbremsbeläge).



RECOMMENDED

1xx = Scooter Pads
5xx = Street, Off Road & Racing Pads
2xxx = Brake Shoes

STREET

STREET EXCEL

MAXI CARBON

MAXI SINTER

OFF ROAD

RACING OFF ROAD

RACING ROAD RACING

				HF	HF	HS	LS	CT	CT	MS	MS	SI	SI	RSI	RSI	DC	RS
LAVERDA																	
SF3	750	RGS Corsa, Executive	77-	506 HF*	506 HF	△	△										
TTS	800		99-	566 HF*	730 HF	△	△										
	1000	Jota	76-	506 HF*	506 HF	△	△										
3C	1000	3CE, 3CL	74-	506 HF*	506 HF	△	△										
JOTA	1000		95	566 HF	519 HF	△	△										
RGS	1000		83-	506 HF*	506 HF	△	△										
RGS	1000	Jota	86-	506 HF*	506 HF	△	△										
SFC	1000		85- 86	506 HF*	506 HF	△	△										
SFC	1000	(Rad.cal)	04-	762 HS*	730 LS	△	△										
TGA	1000	Executive	84-	506 HF*	506 HF	△	△										
	1200	Mirage	78-	506 HF*	506 HF	△	△										
LEM																	
	50	Flash	94-	111 HF	2028	△											
	50	Ghibli	90-	2028	2028												
	50	R2, R3, R3 XC	03-	794 RSI	794 RSI												
RX	65		05-	794 RSI	794 RSI												
LONCIN																	
LX	110	4	02-	688 HF		△											
LX	125		02-	688 HF		△											
LX	150	6	02-	691 HF		△											
MACAL																	
	50	Flash	99-	123 HF		△											
AM5/6	50	Trophy	99-	105 HF		△											
AM5/6	50	Trophy H2O	99-	105 HF		△											
MACBOR																	
XC	50	510 Racing	04-	803 HF	559 RSI	△	△										
XC	50	512 Pro	04-	803 HF		△											
XC	50	512 Racing	04-	803 HF	559 RSI	△	△										
XC	50	512 T	04-	803 HF		△											
XC	50	515 R 6V	04-	803 HF	559 RSI	△	△										
MAICO																	
		all models	89	621 HF	621 HF	△	△										
		all models	91	621 HF	586 SI	△											
	50	Classic	99-	2028	2028												
	50	Cruiser	99-	101 HF	2028	△											
	50	Thunderbike I	99-	101 HF	2028	△											
	50	Thunderbike II	99-	101 HF*	2028	△											
	50	Trafficjammer	99-	2028	2028												
C-1	50	Hard Enduro	99-	101 HF	2028	△											
R-1	50	Superbike	99-	101 HF	2028	△											
X-1	50	SuperCross	99-	101 HF	2028	△											
	250	Motocross/Enduro	99-	671 SI	675 SI	▲	▲										
GM	250	LC	85-	519 SI		▲											
GM	250	Star	86-	581 HF	581 HF	△	△										
GP	250	all models	89	621 HF	621 HF	△	△										
GP	250	E	87-	581 HF	581 HF	△	△										
GP	250	Motocross	87-	581 HF	581 HF	△	△										
MD	250		83-	519 SI	519 SI	▲	▲										
	350		93-	621 HF	621 HF	△	△										
GP	400	all models	89	621 HF	621 HF	△	△										
GP	400	E	87-	581 HF	581 HF	△	△										
GP	400	Motocross	87-	581 HF	581 HF	△	△										
	500		93-	621 HF	621 HF	△	△										
	500	Motocross/Enduro	99-	671 SI	675 SI	▲	▲										
	500	Supermotard	99-	671 HF	675 HF	△	△										
GM	500	LC	85-	519 SI		▲											
GM	500	Star	86-	581 HF	581 HF	△	△										
GP	500	all models	89	621 HF	621 HF	△	△										
GP	500	E	87-	581 HF	581 HF	△	△										
GP	500	Motocross	87-	581 HF	581 HF	△	△										
GP	550		87-	581 HF	581 HF	△	△										

ALWAYS choose quality as "RECOMMENDED" / Choisissez **TOUJOURS** la qualité "RECOMMANDÉE".

* = 2 sets required / 2 jeux pour l'Avant.

△ = Available quality / Qualité disponible. ▲ = Available quality mit ABE / Qualité disponible avec ABE.

▲ = Mit ABE vorne und hinten. TÜV-Abnahme entfällt (gilt nur für Scheibenbremsbeläge).



RECOMMENDED

1xx = Scooter Pads
 5xx = Street, Off Road & Racing Pads
 2xxx = Brake Shoes



STREET EXCEL



MAXI CARBON



MAXI SINTER



OFF ROAD



RACING OFF ROAD



RACING ROAD RACING



MALAGUTI					HF	HF	HS	LS	CT	CT	MS	MS	SI	SI	RSI	RSI	DC	RS
	AJP Caliper incl. pin/spring		188 HF		△													
	Chopper 25, 40, 80, Fifty	83-	532 HF		△													
	Chopper HF, Watercooled	83-	532 HF		△													
	Fifty Evolution	91-	559 HF		△													
RCW	Ronco	83-	532 HF		△													
V4	Olympique	83-	532 HF		△													
	50 Centro	93-	109 HF	2012	△				△									
	50 Ciak	00-	123 HF	2012	▲				△									
	50 Ciak Twin Disk	02-	123 HF	123 HF	▲	▲			△	△								
	50 Enduro	85-	519 HF		△													
	50 Enduro Dune	87- 88	132 HF	132 HF	△	△			△	△								
	50 Evolution	91-	574 HF		△													
	50 Fifty	04-	168 HF	105 HF	△	△			△	△								
	50 Fifty Full, CX, Top	85-	595 HF		△													
	50 Fifty Mistral	90-	595 HF		△													
	50 Yesterday	97-	123 HF	2012	▲				△									
CH	50	86	595 HF		△													
CR-1	50 Crosser	95-	132 HF		▲				△									
EL	50 Crosser	97-	123 HF		▲				△									
ES	50 Dune	89	574 HF	574 HF	△	△												
F-10	50	92- 93	113 HF	2012	△				△									
F-10	50 Jet-Line	94-	123 HF	2012	△				△									
F-10	50 Timemachine	03-	123 HF		△				△									
F-10	50 WAP	02-	123 HF		▲				△									
F-12	50 Phantom	94- 98	132 HF	2012	▲				△									
F-12	50 Phantom A.C.	99-	123 HF	2012	▲				△									
F-12	50 Phantom Digit	02-	123 HF	123 HF	▲	▲			△	△								
F-12	50 Phantom L.C.	94- 98	109 HF	2012	△				△									
F-12	50 Phantom L.C. dd	99-	123 HF	123 HF	▲	▲			△	△								
F-12	50 Racing Life	03-	123 HF	123 HF	△	△			△	△								
F-12	50 Tyre Track	03-	123 HF	123 HF	△	△			△	△								
F-15	50 Fire Fox	96- 99	132 HF	2012	▲				△									
F-15	50 Fire Fox	00-	132 HF	2012	▲				△									
F-15	50 Fire Fox L.C.	96-	109 HF	2012	▲				△									
F-15	50 Mechatronic	03-	123 HF	123 HF	△	△			△	△								
MDX	50	86-	574 HF		△													
MDX	50 Gold Enduro	87-	607 HF	596 HF	△	△												
MEX	50	86-	541 HF		△													
MFX	50	86-	541 HF		△													
MLX	50 Enduro	87-	607 HF	596 HF	△	△												
MRX	50	89	519 HF		△													
NKD	50	04-	168 HF	105 HF	△	△			△	△								
NKD	50 Dragon	06-	821 HS	559 HF		▲	▲											
RST	50	90	519 HF	519 HF	△	△												
RST	50 Sport		574 HF	574 HF	△	△												
RST	50 Sport	87-	132 HF	132 HF	△	△			△	△								
SL	50 Centro	96	123 HF	2012	▲				△									
SL	50 Centro	97-	123 HF	2012	▲				△									
XL	50 Sport	83-	532 HF		△													
XSM	50	03-	120 HF	105 HF	△	△			△	△		△						
XTM	50	03-	105 HF	105 HF	△	△			△	△								
	100 Ciak	00-	123 HF	123 HF	△	△			△	△								
F-12	100 Phantom A.C.	00-	123 HF		▲				△									
F-12	100 Phantom Twin Disk	02-	123 HF	123 HF	△	△			△	△								
	125 Blog	10-	163 CT	102 CT	△	△			△	△								
	125 Centro ie	08-	163 CT	107 CT	△	△			△	△								
	125 Ciak, Ciak Master	02-	123 CT		▲				△									
	125 Madison 3	08-	176 CT	152 CT	△	△			△	△			△					
	125 Phantom Max	04-	168 CT	152 CT	△	△			△	△				△				
	125 Runner	86	532 HF		△													
	125 Runner	87-	108 CT		△				△			△						
F-18	125 , Warrior	00-	123 CT	152 CT	▲	▲			△	△				△				
R	125 Madison	99-	120 CT	152 CT	▲	▲			△	△	△	△						
	150 Ciak, Ciak Master	02-	123 CT		△				△									
	150 Madison	99-	120 CT	152 CT	△	△			△	△		△	△					
F-18	150	00-	123 CT	123 CT	△	△			△	△								
	160 Blog	10-	163 CT	102 CT	△	△			△	△								
	160 Centro ie	08-	163 CT	107 CT	△	△			△	△								

ALWAYS choose quality as **"RECOMMENDED"** / Choisissez **TOUJOURS** la qualité **"RECOMMANDÉE"**.

* = 2 sets required / 2 jeux pour l'Avant.

△ = Available quality / Qualité disponible. ▲ = Available quality mit ABE / Qualité disponible avec ABE.

▲ = Mit ABE vorne und hinten. TÜV-Abnahme entfällt (gilt nur für Scheibenbremsbeläge).



RECOMMENDED
 1xx = Scooter Pads
 5xx = Street, Off Road & Racing Pads
 2xxx = Brake Shoes



MALAGUTI			RECOMMENDED		STREET		STREET EXCEL		MAXI CARBON		MAXI SINTER		OFF ROAD		RACING OFF ROAD		RACING ROAD RACING	
					HF	HF	HS	LS	CT	CT	MS	MS	SI	SI	RSI	RSI	DC	RS
	180	Madison	02-	120 CT	152 CT	△	△		△	△	△	△						
	200	Phantom Max	04-	168 CT	152 CT	△	△		△	△	△	△						
S	200	Madison	03-	120 CT	152 CT	△	△		△	△	△	△						
	250	Madison	99-	159 MS	152 MS	▲	▲		△	△	△	△						
	250	Madison 3 ie	08-	176 CT	152 CT	△	△		△	△		△						
	250	Password	06-	168 CT	152 CT	▲	▲		△	△		△						
	250	Phantom Max	05-	168 CT	152 CT	▲	▲		△	△		△						
RS	250	Madison	05-	168 CT	152 CT	▲	▲		△	△		△						
K	400	Madison	02-	159 MS	152 MS	▲	▲		△	△	△	△						
MGX	425	Ronco	87-	541 HF		△												
MGX	450	Ronco	87-	595 HF		△												
GT	500	Spidermax	04-	108 MS*	152 MS	△	△		△	△	△	△						
RS	500	Spidermax	09-	108 MS*	152 MS	△	△		△	△	△	△						
MALANCA																		
		Enduro Mark ST 54, GT55		532 HF		△												
E2		125		574 HF*	574 HF	△	△											
E2		C80		574 HF*	574 HF	△	△											
E2		CS ob one 5N, 6N, Racing		574 HF*	574 HF	△	△											
E2		Sport		574 HF*	574 HF	△	△											
	50	Mozzi Motor	- 82	625 HF		△												
GTI		80		574 HF*	574 HF	△	△											
	125	Mark	85-	519 HF		△												
GTI		125		574 HF*	574 HF	△	△											
MBK																		
		AJP Caliper incl. pin/spring		188 HF		△												
	50	Active	- 89	2021	2021													
	50	Booster	- 94	2050	2050													
	50	Booster 12"	03-	123 HF		△			△									
	50	Booster Naked	04-	123 HF		△			△									
	50	Booster Next Gen.	97-	114 HF	2050	▲			△									
	50	Booster Rocket	95-	114 HF	2050	▲			△									
	50	Booster Spirit	00-	123 HF	2050	▲			△									
	50	Booster Track	97-	114 HF	2050	▲			△									
	50	Champ		2112	2112													
	50	Equalis	96-	114 HF	2028	△			△									
	50	Evasion straight wheels		2194	2194													
	50	Evolis	92-	114 HF	2050	△			△									
	50	Fizz	93-	114 HF	2028	△			△									
	50	Flipper	99-	123 HF	2050	▲			△									
	50	Forte	94-	114 HF	2028	△			△									
	50	Hardrock straight wheels		2194	2194													
	50	Hot Champ	91-	2021	2050													
	50	Mach G	02-	123 HF		▲			△									
	50	Magnum straight wheels		2194	2194													
	50	Nitro	97- 00	114 HF	145 HF	▲	▲		△	△								
	50	Nitro	01-	114 HF	145 HF	▲	▲		△	△								
	50	Ovetto	97-	114 HF	2050	▲			△									
	50	Passion straight wheels		2194	2194													
	50	Sorriso	92-	2028	2028													
	50	Stunt	00-	145 HF		▲			△									
	50	Target	92-	111 HF	2028	△			△									
	50	X-Limit	04-	105 HF	105 HF	△	△		△	△								
	50	X-Power	04-	168 HF	105 HF	△	△		△	△								
	75	Active	90-	2050	2021													
	80	Active	- 89	2021	2021													
	80	Evolis	94-	114 HF	2028	△			△									
	100	Booster	01-	107 HF		▲			△									
	100	Nitro	00-	123 HF		▲			△									
YN	100	Ovetto	00-	123 HF		▲			△									
	125	Doodo	01-	123 CT		△			△									
	125	Flame R/F	95- 03	107 CT	2028	▲			△									
	125	Flame X	05-	190 CT		▲			△									
	125	Skycruiser	06-	194 CT	157 CT	▲	▲		△	△	△	△						
	125	Thunder	01-	151 CT	157 CT	▲	▲		△	△	△	△						
YP	125	Skyliner	99- 00	151 CT	2199	△			△		△							
YP	125	Skyliner	01-	151 CT	157 CT	▲	▲		△	△	△	△						

ALWAYS choose quality as **"RECOMMENDED"** / Choisissez **TOUJOURS** la qualité **"RECOMMANDÉE"**.

* = 2 sets required / 2 jeux pour l'Avant.

△ = Available quality / Qualité disponible. ▲ = Available quality mit ABE / Qualité disponible avec ABE.

▲ = Mit ABE vorne und hinten. TÜV-Abnahme entfällt (gilt nur für Scheibenbremsbeläge).

**RECOMMENDED**

1xx = Scooter Pads
 5xx = Street, Off Road & Racing Pads
 2xxx = Brake Shoes

**STREET****STREET EXCEL****MAXI CARBON****MAXI SINTER****OFF ROAD****RACING OFF ROAD****RACING ROAD RACING**

MBK																	
XC	125 Waap	08 -	858 HF		△												
	150 Doodo	01 -	123 CT		△												
	150 Skyliner	01 -	151 CT	157 CT	△	△											
	150 Vertex	97 -	107 CT		△												
XQ	150 Thunder	02 -	151 CT	157 CT	▲	▲											
	180 Skyliner	04 -	151 CT	157 CT	△	△											
	250 Skyliner	00 -	128 MS	155 MS	△	△											
	300 Kilibre	03 -	151 MS	151 MS	△	△											
	400 Skyliner	04 -	128 MS		△												
MEGELLI																	
	125 M, R, S	08 -	814 HF	777 HF	△	△											
MINARELLI																	
MR	80		105 HF		△												
MONDIAL																	
	1000 EVO (Rad.cal)	04 -	762 HS*	730 LS	△	△	△	△									
	1000 Piega	03 -	762 HS*	730 LS	△	△	△	△									
	1000 RZ Nuda	04 -	762 HS*	730 LS	△	△	△	△									
	1000 Starfighter (Rad.cal)	04 -	762 HS*	730 LS	△	△	△	△									
MONTESA																	
	125 Cota	88	559 RSI	559 RSI	△	△											
	250 Cota 4RT	05 -	802 HF	803 HF	▲	▲											
	260 Evasion	92	559 RSI	519 RSI	△	△											
	304 Cota	88	559 RSI	559 RSI	△	△											
	307 Cota	89	559 RSI	559 RSI	△	△											
	307 Cota Trial	88 -	559 RSI	559 RSI	△	△											
	309 Cota	89 -	559 RSI	519 RSI	△	△											
	310 Cota	89 -	559 RSI	519 RSI	△	△											
	311 Cota Trial	92	559 RSI	519 RSI	△	△											
	315 Cota R	97 -	559 RSI	559 RSI	△	△											
	335 Cota	87 - 91	559 RSI	559 RSI	△	△											
	360 315R	01 - 04	802 HF	803 HF	△	△											
H7	360 Enduro	86	595 HF		△												
M7	360 Enduro	85	559 HF		△												
MORBIDELLI																	
	125 cc		559 HF*	559 HF	△	△											
MOTOBECANE																	
	50 all models	88 - 89	2074														
MOTO-GUZZI																	
	Ippogrifo	97 -	566 HF	519 HF	△	△											
	125 Custom	85	519 HF		△												
	125 Enduro TT	85	519 HF		△												
BX	125	92	519 HF	519 HF	△	△											
	240 /4	77 -	519 HF		△												
	250 TS	75 - 76	519 HF		△												
	350	77 -	519 HF*	519 HF	△	△											
	350 Falco	88	519 HF	519 HF	△	△											
	350 Imola	78 -	519 HF*	519 HF	△	△											
	350 Nevada	92 -	519 HF*		△												
NTX	350	88	519 HF	519 HF	▲	▲											
NTX	350	90 -	519 HF	506 HF	▲	▲											
V35	350 C		506 HF*	519 HF	△	△											
V35	350 Florida		506 HF*	519 HF	△	△											
V35	350 GT		519 HF		△												
V35	350 GT	90 -	506 HF	519 HF	△	△											
V35	350 II, Imola, Imola II	77	519 HF*	519 HF	△	△											
V35	350 III	87 -	506 HF*	506 HF	△	△											
V35	350 TT	86 -	506 HF*	506 HF	△	△											
	400	79 -	519 HF*	519 HF	△	△											
	500	77 -	519 HF*	519 HF	△	△											
	500 Monza	78 -	519 HF*	519 HF	△	△											
V50	500 1,2,3, Monza Chopper	77	519 HF*	519 HF	△	△											

ALWAYS choose quality as **"RECOMMENDED"** / Choisissez **TOUJOURS** la qualité **"RECOMMANDÉE"**.

* = 2 sets required / 2 jeux pour l'Avant.

△ = Available quality / Qualité disponible. ▲ = Available quality mit ABE / Qualité disponible avec ABE.

▲ = Mit ABE vorne und hinten. TÜV-Abnahme entfällt (gilt nur für Scheibenbremsbeläge).



RECOMMENDED

1xx = Scooter Pads
5xx = Street, Off Road & Racing Pads
2xxx = Brake Shoes



STREET



STREET EXCEL



MAXI CARBON



MAXI SINTER



OFF ROAD



RACING OFF ROAD



RACING ROAD RACING



MOTO-GUZZI						HF	HF	HS	LS	CT	CT	MS	MS	SI	SI	RSI	RSI	DC	RS
	650		80-	519 HF*	519 HF	△	△												
	650	Florida		519 HF*	519 HF	△	△												
GT	650	Sessantacinque	89	519 HF*	519 HF	△	△												
NTX	650		90-	519 HF	506 HF	▲	▲							▲		△			
V65	650	Florida	86-	506 HF*	506 HF	△	△												
V65	650	GT	90-	506 HF	598 HF	△	△												
V65	650	Lario	86-	519 HF*	519 HF	△	△												
V65	650	NTX	87-	519 HF	519 HF	△	△												
V65	650	SP, Chopper		519 HF*	519 HF	△	△												
V65	650	TT	86-	519 HF*	519 HF	△	△												
	750	Breva	03-	706 HS	730 LS	▲	▲	▲	▲										
	750	Nevada	92- 96	519 HF*		△													
	750	Nevada Classic ie	06-	706 HF	730 HF	▲	▲	▲	▲										
	750	Nevada, Club/Base	97- 02	519 HF*	519 HF	△	△												
	750	Nevada, Nevada Club	03-	706 HF	730 HF	▲	▲	▲	▲										
	750	Targa	89	519 HF*	519 HF	△	△												
NTX	750		89	519 HF	519 HF	△	△												
NTX	750		90-	596 HS	506 LS	△	△	△	△										
S3	750	Left	75- 76	506 HF		△													
S3	750	Right	75- 76	506 HF		△													
SP	750		91-	506 HS	506 LS	△	△	△	△										
V7	750	Clubman Racer	10-	706 HS*	730 LS	△	△	△	△										
V75	750		86-	506 HF*	506 HF	△	△												
V75	750	Duna	86-	506 HF	506 HF	△	△												
V75	750	TT Paris-Dakar	86-	506 HF	506 HF	△	△												
	850	Le Mans	76-	506 HF*	506 HF	△	△												
T	850		74- 76	506 HF		△													
T3	850		75-	506 HF*	506 HF	△	△												
T4	850		75-	506 HF*	506 HF	△	△												
T5	850		75-	506 HF*	506 HF	△	△												
T5	850	N.T.	86-	506 HF*	506 HF	△	△												
	940	Custom	07-	706 HS*	674 LS	▲	▲	▲	▲										
	1000		81-	554 HF*	554 HF	△	△												
	1000	California II	85- 88	506 HF*	506 HF	△	△												
	1000	California III C	91- 95	506 HS*	506 LS	△	△	△	△										
	1000	California III, Fuel Injection	89	506 HF*	506 HF	△	△												
	1000	Daytona	91-	566 HF*	506 HF	△	△	△	△										
	1000	Le Mans IV	85-	506 HF*	506 HF	△	△												
	1000	Le Mans, V	90-	506 HS*	506 LS	△	△	△	△										
	1000	Quota	92	566 HF*	614 HF	△	△	△	△										
GT	1000	V	91-	506 HS*	506 LS	△	△	△	△										
RS	1000	Daytona	97-	566 HF*	519 HF	▲	▲	▲	▲										
S	1000		90	506 HS*	506 LS	△	△	△	△										
SP	1000	III	91-	506 HS*	506 LS	△	△	△	△										
SP	1000	Le Mans Left/Rear	79-	506 HF	554 HF	△	△												
SP	1000	Le Mans Right	79-	506 HF		△													
V	1000	Strada	93-	506 HF*	519 HF	△	△												
V10	1000	Centauro	96-	566 HF*	519 HF	▲	▲	▲	▲										
	1100	California	96-	506 HS*	506 LS	▲	▲	▲	▲										
	1100	California EV	06-	706 HS	674 LS	▲	▲	▲	▲										
	1100	California EV Touring	06-	706 HS	674 LS	▲	▲	▲	▲										
	1100	California Jackal	00	566 HF*	674 HF	▲	▲	▲	▲										
	1100	California Jackal	01-	706 HS*	674 LS	▲	▲	▲	▲										
	1100	California Jackal Basic	00	566 HF	674 HF	▲	▲	▲	▲										
	1100	California Jackal Basic	01-	706 HS	674 LS	▲	▲	▲	▲										
	1100	California Special	99- 00	566 HF*	674 HF	▲	▲	▲	▲										
	1100	California Special	01-	706 HS*	674 LS	▲	▲	▲	▲										
	1100	California Special Sport Alloy	02-	706 HS*	674 LS	▲	▲	▲	▲										
	1100	California Stone Metal	02-	706 HS	674 LS	▲	▲	▲	▲										
	1100	California Stone, Stone Touring	02-	706 HS	674 LS	▲	▲	▲	▲										
	1100	California Titanium	03-	706 HS*	674 LS	▲	▲	▲	▲										
	1100	California Vintage	06-	706 HS*	674 LS	▲	▲	▲	▲										
	1100	Griso	05-	706 HS	674 LS	▲	▲	▲	▲										
	1100	Sport	96-	566 HF*	519 HF	▲	▲	▲	▲										
ES	1100	Quota	99-	674 HF*	671 HF	▲	▲	▲	▲										
EV	1100	California	97- 00	566 HF*	519 HF	▲	▲	▲	▲										
EV	1100	California, 80, Touring	01-	706 HS*	519 LS	▲	▲	▲	▲										
V	1100	Breva	04	706 HS	730 LS	▲	▲	▲	▲										

ALWAYS choose quality as "RECOMMENDED" / Choisissez TOUJOURS la qualité "RECOMMANDÉE".

* = 2 sets required / 2 jeux pour l'Avant.

△ = Available quality / Qualité disponible. ▲ = Available quality mit ABE / Qualité disponible avec ABE.

▲ = Mit ABE vorne und hinten. TÜV-Abnahme entfällt (gilt nur für Scheibenbremsbeläge).



RECOMMENDED

1xx = Scooter Pads
5xx = Street, Off Road & Racing Pads
2xxx = Brake Shoes



STREET

EXCEL



MAXI

CARBON



MAXI

SINTER



OFF ROAD

SI SI



RACING

OFF ROAD



RACING

ROAD RACING



MOTO-GUZZI

					HF	HF	HS	LS	CT	CT	MS	MS	SI	SI	RSI	RSI	DC	RS
V	1100	Breva	05-	706 HS	674 LS	▲	▲	▲	▲									
V11	1100	, Scura, Sport Scura	02-	706 HS*	519 LS	▲	▲	▲	▲									
V11	1100	Lemans, Lemans Tenni, Lemans Rosso Corsa	01-	706 HS*	519 LS	▲	▲	▲	▲									
V11	1100	Sport	97- 00	566 HF*	519 HF	▲	▲	▲	▲									
V11	1100	Sport Rosso Mandell	01-	706 HS*	519 LS	△	△	△	△									
V11	1100	Sport, Sport Naked	01-	706 HS*	519 LS	▲	▲	▲	▲									
	1200	Griso 8V	07-	706 HS*	671 LS	▲	▲	▲	▲									
	1200	MG5-01 Corsa (Rad.cal)	05-	762 HS*	730 LS	▲	▲	▲	▲								△	△
	1200	Norge	06-	706 HS*	671 LS	▲	▲	▲	▲									
	1200	Sport	07- 08	706 HS*	671 LS	▲	▲	▲	▲									
	1200	Sport 4V	09-	706 HS*	730 LS	△	△	△	△									
	1200	Stelvio	08-	706 HS*	671 LS	△	△	△	△									

MOTO-MORINI

	125	KJ		606 HF		△												
	125	Strada		560 HF		△												
	250	Strada		560 HF		△												
XE	250	Country	88	519 HF		▲							▲		△			
	350	Coguardo		608 HF	519 HF	△	△											
	350	Coguardo, New York	90-	608 HF	519 HF	△	△											
	350	Dart	88	608 HF	519 HF	△	△											
	350	Dart	90-	641 HF	519 HF	△	△											
	350	Excalibur	86	594 HF	594 HF	△	△											
	350	Excalibur	87-	588 HF	606 HF	△	△											
	350	Indiana	88	594 HF	519 HF	△	△											
	350	K2	84-	560 HF	606 HF	△	△											
	350	Kanguro	88	588 HF	519 HF	△	△											
	350	Strada		560 HF		△												
RLX	350	Excalibur	90-	608 HF	519 HF	△	△											
	400	Dart	89	608 HF	519 HF	△	△											
	400	Dart	90-	641 HF	519 HF	△	△											
	400	S		519 HF*	519 HF	△	△											
	500	Sei V Classic	89	519 HF*		△												
	500	Strada		560 HF		△												
	501	Camel	88	588 HF	519 HF	△	△											
	501	Coguardo	89	608 HF	519 HF	△	△											
	501	Excalibur	86-	594 HF	594 HF	△	△											
	501	Excalibur	87	588 HF	606 HF	△	△											
	501	Excalibur	89	594 HF	519 HF	△	△											
	501	New York	89	594 HF	519 HF	△	△											
RLX	501	Excalibur	90-	608 HF	519 HF	△	△											
	650	Indiana	88	594 HF	519 HF	△	△											
	750	Indiana	88	594 HF	519 HF	△	△											
	1200	9•	06-	706 HS*	730 LS	▲	▲	▲	▲									
	1200	Corsaro	06-	706 HS*	730 LS	▲	▲	▲	▲									
	1200	Granferro	10-	762 HS*	671 LS	△	△	△	△									
	1200	Granpasso	08-	674 HS*	671 LS	△	△	△	△									
	1200	GT	10-	674 HS*	671 LS	△	△	△	△									
	1200	Scrambler	09-	674 HS*	671 LS	△	△	△	△									
	1200	Sport	08-	706 HS*	730 LS	△	△	△	△									

MOTOR UNION

JC	125	2B Deer	98-	690 HF		△												
HK	250	Haoke	97-	638 HF		△												

MOTORHISPANIA

		AJP Caliper incl. pin/spring		188 HF		△												
MH	50	Furia 6v	99-	105 HF	105 HF	▲	▲		△	△								
MH	50	Furia Max	06-	105 HF	105 HF	▲	▲		△	△								
MH	50	Urban Bike	06-	168 HF	105 HF	▲	▲		△	△								
RX	50	Racing	00-	148 HF	105 HF	▲	▲		△	△								
RX	50	R	08-	189 MS	203 HF	▲	▲			△	△	△						
RYZ	50	Enduro	05-	105 HF	105 HF	▲	▲		△	△								
RYZ	50	Supermotard	05-	186 HF	105 HF	△	△			△								
MH7	125	Naked	08-	821 HS	585 HF			△										
RYZ	125	Arena Enduro	05-	559 HF	559 HF	▲	▲											
RX	125	R	08-	821 HS	585 HF			△										

ALWAYS choose quality as **"RECOMMENDED"** / Choisissez **TOUJOURS** la qualité **"RECOMMANDÉE"**.

* = 2 sets required / 2 jeux pour l'Avant.

△ = Available quality / Qualité disponible. ▲ = Available quality mit ABE / Qualité disponible avec ABE.

▲ = Mit ABE vorne und hinten. TÜV-Abnahme entfällt (gilt nur für Scheibenbremsbeläge).



RECOMMENDED

1xx = Scooter Pads
5xx = Street, Off Road & Racing Pads
2xxx = Brake Shoes



STREET



STREET EXCEL



MAXI CARBON



MAXI SINTER



OFF ROAD



RACING OFF ROAD



RACING ROAD RACING



MOTRON						HF	HF	HS	LS	CT	CT	MS	MS	SI	SI	RSI	RSI	DC	RS
RZ1	Compact	92	532 HF			△													
	50 Spike	97-	123 HF			△				△									
	50 Sting	95-	123 HF			△				△									
	50 Syncro	97-	123 HF			△				△									
	50 Thunder	95-	123 HF			△				△									
GL4	50 ID Flash	92	532 HF			△													
GTD	50 Italian Max, 2	92	532 HF			△													
MV AGUSTA																			
	all models		506 HF*	506 HF	△	△													
	750 Brutale, Brutale S	01-	676 HS*	763 LS	▲	▲	▲	▲										△	△
	750 F4 SPR	01-	676 HS*	763 LS	▲	▲	▲	▲										△	△
	750 F4/F4S	99-	676 HS*	763 LS	▲	▲	▲	▲										△	△
	910 Brutale	06-	676 HS*	763 LS	▲	▲	▲	▲										△	△
	910 Brutale R	06-	676 HS*	763 LS	▲	▲	▲	▲										△	△
	910 Brutale S	06-	676 HS*	763 LS	▲	▲	▲	▲										△	△
	989 Brutale R	09	706 HS*	763 LS	△	△	△	△											
	990 Brutale R	10-	706 HS*	763 LS	△	△	△	△											
	1000 F4 Mamba	04- 06	676 HS*	763 LS	△	△	△	△										△	△
	1000 F4 R	06- 07	762 HS*	763 LS	▲	▲	▲	▲										△	△
	1000 F4 Tamburini	04- 06	676 HS*	763 LS	△	△	△	△										△	△
	1000 F4S	04- 06	676 HS*	763 LS	△	△	△	△										△	△
	1078 Brutale RR	09	841 HS*	763 LS		△	△	△											
	1078 F4 CC	08-	841 HS*	763 LS		△	△	△										△	△
	1078 F4 RR	08-	841 HS*	763 LS		△	△	△										△	△
	1090 Brutale RR	10-	841 HS*	763 LS		△	△	△										△	△
MZ																			
	50 (MUZ) Moskito	99-	111 HF			▲				△									
	50 (MUZ) Moskito SX	00-	101 HF			▲				△									
	125 (MUZ) Moskito	99-	111 CT			△				△									
	125 Mantizz S	07-	103 CT			▲				△									
	125 Roadstar		506 HF			△													
	125 SM, SX	99- 01	681 HF	633 HF	△	△													
	125 SM, SX	02-	713 HF	633 HF	▲	▲													
	125 Sportstar	93-	506 HF			△													
ETZ	125		2172	2172															
ETZ	125	82-	506 HF	2172		△													
ETZ	125	85-	506 HF			△													
RT	125	06-	633 HF	633 HF	▲	▲													
TS	125		2171	2172															
ETZ	150		2172	2172															
ETZ	150	82-	506 HF	2172		△													
ETZ	150	85-	506 HF			△													
TS	150		2171	2172															
ETZ	250		2171	2171															
ETZ	250	82-	506 HF	2171		△													
TS	250		2171	2171															
	251 (MUZ) Sportstar	96-	506 HF			△													
	251 Saxon Tour		506 HF			△													
ETZ	251	89	506 HF			△													
ETZ	300 LUX	90	506 HF			△													
ETZ	300 X	88	506 HF			△													
	301 (MUZ) Sportstar	96-	506 HF			△													
	301 Saxon Tour		506 HF			△													
ETZ	301	90-	506 HF			△													
	500 Saxon Country	92-	506 HF			△													
	500 Saxon Fun	92-	506 HF			△													
	500 Saxon Voyager		506 HF			△													
	500 Silver Star Classic	93-	506 HF			△													
	660 (MUZ) Baghira	96-	681 HF	684 HF	▲	▲													
	660 (MUZ) Black Panther	00-	681 HF	684 HF	▲	▲													
	660 (MUZ) Mastiff	96-	681 HF	684 HF	▲	▲													
	660 (MUZ) Skorpion Cup	99-	566 HF	519 HF	△	△	△	△										△	△
	660 (MUZ) Skorpion Replica	97-	566 HF*	519 HF	△	△	△	△										△	△
	660 (MUZ) Skorpion Sport	95-	566 HF	519 HF	▲	▲	▲	▲										△	△
	660 (MUZ) Skorpion Tour	95-	566 HF	519 HF	▲	▲	▲	▲										△	△
	660 (MUZ) Skorpion Traveller	99-	566 HF	519 HF	△	△	△	△											

ALWAYS choose quality as **"RECOMMENDED"** / Choisissez **TOUJOURS** la qualité **"RECOMMANDÉE"**.

* = 2 sets required / 2 jeux pour l'Avant.

△ = Available quality / Qualité disponible. ▲ = Available quality mit ABE / Qualité disponible avec ABE.

▲ = Mit ABE vorne und hinten. TÜV-Abnahme entfällt (gilt nur für Scheibenbremsbeläge).

**RECOMMENDED**

1xx = Scooter Pads
 5xx = Street, Off Road & Racing Pads
 2xxx = Brake Shoes

**STREET****EXCEL****MAXI****CARBON****MAXI****SINTER****OFF ROAD****RACING****OFF ROAD****RACING****ROAD RACING**

MZ					HF	HF	HS	LS	CT	CT	MS	MS	SI	SI	RSI	RSI	DC	RS
	660	(MUZ) Street Moto	00-	681 HF	684 HF	△	△											
	660	(MUZ) Super Moto	07-	681 HF	684 HF	▲	▲											
	1000	(MUZ) S	01- 02	706 HS*	691 HF	△	△	△										
	1000	(MUZ) S	03-	624 HS*	715 LS	△	△	△	△									
	1000	(MUZ) SF	05-	624 HS*	715 LS	▲	▲	▲	▲									
	1000	(MUZ) SFX	07-	624 HS*	715 LS	▲	▲	▲	▲									
	1000	(MUZ) SN	05-	624 HS*	715 LS	▲	▲	▲	▲									
	1000	(MUZ) ST	07-	624 HS*	715 LS	▲	▲	▲	▲									
NORTON																		
		Commander	90	506 HF*	506 HF	△	△											
		Interpol	83-	506 HF*	506 HF	△	△											
		Wankel Classic	88-	506 HF*	506 HF	△	△											
F-1			90	566 HF*	506 HF	△	△											
TT			92-	566 HF*		△												
MK2	850	Commando	73- 75	505 HF		△												
MK3	850	Commando	75- 77	505 HF	505 HF	△	△											
OSSA																		
TR	280	i	10-	802 HF	803 HF	△	△											
	350	TU-YO		532 HF		△												
	500	Yanqee	78	506 HF	519 HF	△	△											
PETERSON																		
	50	Hurricane	95-	111 HF	101 HF	△	△			△	△							
SR	50	Racing	95-	111 HF	101 HF	△	△			△	△							
	80	Hurricane	95-	111 HF	101 HF	△	△			△	△							
SR	80	Racing	95-	111 HF	101 HF	△	△			△	△							
PEUGEOT																		
		AJP Caliper incl. pin/spring		188 HF		△												
XPLD		AV	90	607 HF		△												
	50	103		2074	2074													
	50	104		2074	2074													
	50	105		2074	2074													
	50	Blaster	09-	105 HF		△				△								
	50	Blaster RS12	09-	105 HF		△				△								
	50	Buxy (A.J.P. cal.)	94-	105 HF	2012	△				△								
	50	Buxy (Brembo cal.)	94-	123 HF	2012	▲				△								
	50	Buxy (Hengtong cal.)	94-	102 HF	2012	△				△								
	50	Elyseo	02-	105 HF	105 HF	▲	▲			△	△							
	50	Elyseo (A.J.P. cal.)	99- 01	105 HF	2012	▲				△								
	50	Elystar	03-	105 HF	167 HF*	△	△			△	△							
	50	Jet C-Tech	09-	105 HF	105 HF	△	△			△	△							
	50	Jet-Force	03-	105 HF	105 HF	△	△			△	△							
	50	Kisbee	10-	102 HF		△				△								
	50	Looxor	02- 05	105 HF	2012	▲				△								
	50	Looxor	06-	105 HF	105 HF	△	△			△	△							
	50	Ludix	04-	105 HF	2012	△				△								
	50	Ludix (Drum front)	04-	2012	2012													
	50	Metropolis		2012	2011													
	50	Rapido			2011													
	50	Speedake (A.J.P. cal.)	94-	105 HF	2012	△				△								
	50	Speedake (Brembo cal.)	94-	123 HF	2012	▲				△								
	50	Speedake (Hengtong cal.)	94-	102 HF	2012	△				△								
	50	Speedfight 2 A/C	01-	105 HF		▲				△								
	50	Speedfight 2 L/C	01-	105 HF	105 HF	▲	▲			△	△							
	50	Speedfight 2 X-Race, Furious,																
	206	WRC	01-	105 HF	105 HF	▲	▲			△	△							
	50	Speedfight LBD/LBDP	00-	105 HF	105 HF	▲	▲			△	△							
	50	Speedfight LC,(A.J.P. cal.)	96-	105 HF	2012	▲				△								
	50	Speedfight LC,(Brembo cal.)	96-	123 HF	2012	▲				△								
	50	Speedfight LC,(Hengtong cal.)	96-	102 HF	2012	△				△								
	50	Squab (A.J.P. cal.)	94-	105 HF	2012	△				△								
	50	Squab (Hengtong cal.)	94-	102 HF	2012	△				△								
	50	TKR Furious	05-	105 HF		▲				△								
	50	TKR WRC	05-	105 HF		▲				△								
	50	Trekker Metal-X	01-	105 HF		▲				△								

ALWAYS choose quality as **"RECOMMENDED"** / Choisissez **TOUJOURS** la qualité **"RECOMMANDÉE"**.

* = 2 sets required / 2 jeux pour l'Avant.

△ = Available quality / Qualité disponible. ▲ = Available quality mit ABE / Qualité disponible avec ABE.

▲ = Mit ABE vorne und hinten. TÜV-Abnahme entfällt (gilt nur für Scheibenbremsbeläge).



RECOMMENDED

1xx = Scooter Pads
5xx = Street, Off Road & Racing Pads
2xxx = Brake Shoes



STREET



STREET EXCEL



MAXI CARBON



MAXI SINTER



OFF ROAD



RACING OFF ROAD



RACING ROAD RACING



PEUGEOT					HF	HF	HS	LS	CT	CT	MS	MS	SI	SI	RSI	RSI	DC	RS
50	Trekker Offroad	99-	102 HF		▲				△									
50	Trekker Road	99-	105 HF	2012	▲				△									
50	Trekker Streetboard	00-	105 HF		▲				△									
50	Trekker Urban Black	00-	105 HF		▲				△									
50	V-Clic	08-	111 HF	2012	△				△									
50	Vivacity	08-	141 HF		△				△									
50	Vivacity (A.J.P. cal.)	99- 07	105 HF		▲				△									
50	Vivacity (Hengtong cal.)	05-	102 HF		▲				△									
50	Zenith	94-	2011	2012														
50	Zenith Luxe	94-	123 HF	2012	△				△									
SC	50		2012	2011														
ST	50		2010	2011														
STL 2	50		2010	2011														
SV	50 APS	91	2012	2012														
SV	50 Geo	91	2012	2012														
SV	50 Geo	92	116 HF	2012	△				△									
SV	50 Geo	93-	121 HF	2012	▲													
SV	50 J,Junior	93-	2012	2012														
SV	50 L	93-	121 HF	2012	△													
SV	50 Roland Garros	93-	113 HF	2012	▲				△									
SV	50 Sport	93-	113 HF	2012	▲				△									
SX	50		2012															
XP 6	50 Enduro	06-	105 HF	105 HF	▲	▲			△	△								
XP 6	50 Supermotard	06-	105 HF	105 HF	▲	▲			△	△								
XP 6	50 Trail	04- 05	105 HF	105 HF	△	△			△	△								
XP S-6	50 Enduro	02-	105 HF	105 HF	△	△			△	△								
XP S-6	50 Supermotard	04-	168 HF	105 HF	△	△			△	△								
XR 6	50 Race Spec	02- 07	148 HF	105 HF	△	△			△	△								
XR 7	50	08-	189 MS	105 HF		△				△	△							
SC	75		2012	2011														
SX	75		2012	2011														
80	Metropolis		2012	2011														
SC	80		2012	2012														
SV	80	96-	141 HF		▲				△									
SV	80 Geo	91- 92	116 HF	2012	△				△									
SV	80 Geo	93-	121 HF	2012	▲													
SX	80		2012	2011														
SX	80 Pro		2012	2011														
100	Elyseo	02-	105 HF	105 HF	▲	▲			△	△								
100	Elyseo (A.J.P. cal.)	99- 01	105 HF	2012	▲				△									
100	Looxor	02-	105 HF	105 HF	▲	▲			△	△								
100	Speedfight	00-	105 HF	105 HF	▲	▲			△	△								
100	Speedfight 2, X-Race	01-	105 HF	105 HF	▲	▲			△	△								
100	Trekker Road	99-	105 HF		▲				△									
100	Vivacity (A.J.P. cal.)	99- 07	105 HF		▲				△									
100	Vivacity (Hengtong cal.)	05-	102 HF		▲				△									
125	Elyseo	00-	168 CT	167 CT	▲	▲			△	△								
125	Elyseo (A.J.P. cal.)	99	105 CT		▲				△									
125	Elystar	03-	168 CT	167 CT	▲	▲			△	△								
125	Geopolis	06-	177 CT	167 CT	▲	△			△	△	△							
125	Geopolis (Nissin cal.)	07-	197 CT	197 CT	▲	△			△	△	△	△						
125	Jet-Force Compressor	03-	168 CT	167 CT	△	△			△	△								
125	Looxor	03-	156 CT	167 CT	▲	▲			△	△	△							
125	Ludix	04-	105 CT	2012	△				△									
125	Satelis	04- 05	105 CT	167 CT	△	△			△	△								
125	Satelis	06-	168 CT	167 CT	▲	▲			△	△								
125	Satelis ABS	04-	183 CT	167 CT	▲	△			△	△	△							
125	Vivacity	10-	197 CT		△				△		△							
LXR	125	10-	197 CT		△				△		△							
RS	125 Geopolis	10-	177 CT	167 CT	△	△			△	△	△							
SV	125 C Executive	96-	121 HF	2012	▲													
SV	125 Executive	94-	121 HF	2012	△													
SV	125 Geo	91- 92	116 CT	2012	△				△									
SV	125 Geo	93-	121 HF	2012	▲													
XPS	125 CT	06-	559 HF	559 HF	▲	▲												
150	Elyseo	00-	168 CT	167 CT	▲	▲			△	△								
150	Elystar	03-	168 CT	167 CT	▲	▲			△	△								
LXR	200	10-	197 CT		△				△		△							

ALWAYS choose quality as **"RECOMMENDED"** / Choisissez **TOUJOURS** la qualité **"RECOMMANDÉE"**.

* = 2 sets required / 2 jeux pour l'Avant.

△ = Available quality / Qualité disponible. ▲ = Available quality mit ABE / Qualité disponible avec ABE.

▲ = Mit ABE vorne und hinten. TÜV-Abnahme entfällt (gilt nur für Scheibenbremsbeläge).



RECOMMENDED

1xx = Scooter Pads
 5xx = Street, Off Road & Racing Pads
 2xxx = Brake Shoes



STREET

EXCEL



MAXI

CARBON



MAXI

SINTER



OFF ROAD



RACING

OFF ROAD



RACING

ROAD RACING



PEUGEOT

				HF	HF	HS	LS	CT	CT	MS	MS	SI	SI	RSI	RSI	DC	RS
	250	Geopolis	06-	177 MS	177 MS	▲	▲			△	△	△	△				
	250	Satelis	06-	177 MS	177 MS	▲	▲			△	△	△	△				
	300	Geostyle	10-	197 MS	197 MS	△	△			△	△	△	△				
	400	Geopolis (AJP cal.)	07-	168 CT	167 CT	△	△			△	△						
	400	Geopolis (Nissin cal.)	07-	197 MS	197 MS	△	△			△	△	△	△				
RS	400	Geopolis	08-	183 MS	197 MS	△	△			△	△	△	△				
	500	Satelis	06	157 MS*	157 MS	△	△			△	△	△	△				
	500	Satelis	07-	183 MS*	197 MS	△	△			△	△	△	△				
	600	Satelis ABS	04-	183 CT	167 CT	△	△			△	△	△	△				

PGO

		i-Dep	09-	140 HF		△				△							
	50	Big Max	94- 02	111 HF	2188	△				△							
	50	Big Max	03-	101 HF		▲				△							
	50	Big Max Sport	96-	111 HF	2188	△				△							
	50	Bugrider	06-	855 HF*	536 HF	△	△										
	50	Comet	91-	101 HF	2188	△				△							
	50	Comet	93-	111 HF	2188	△				△							
	50	Dr. Big	01-	140 HF		△				△							
	50	EPS	96-	111 HF		△				△							
	50	Galaxy	91-	101 HF	2188	△				△							
	50	G-Max	06-	140 HF		▲				△							
	50	G-Max Doppler	06-	138 HF		▲				△							
	50	Hot	97-	111 HF		△				△							
	50	Libra	10-	140 HF		△				△							
	50	Ligero	06-	140 HF		▲				△							
	50	Mega	96-	111 HF		△				△							
	50	Road 66	95-	101 HF		△				△							
	50	Rodoshow	01-	114 HF		▲				△							
	50	Star	91-	2012	2011												
	50	Tornado	96-	111 HF		△				△							
	50	T-Rex	99-	140 HF		▲				△							
	50	T-Rex 3 (TR3-50)	02-	104 HF		▲				△		△					
	50	X-Rider	03-		544 SI		△							△		△	
PMS	50		99-	140 HF		△				△							
PMX	50		97-	111 HF		▲				△							
PMX	50	Naked	06-	140 HF		▲				△							
PMX	50	Sport	01-	140 HF		▲				△							
PS	50		93	101 HF	2188	△				△							
	80	Big Max	94-	111 HF		△				△							
	80	Star	91-	2012	2011												
	90	Big Max	97-	111 HF		▲				△							
	90	Galaxy	92-	101 HF	2188	△				△							
	90	Rodoshow	02-	114 HF		△				△							
	90	Tornado	00-	111 HF		△				△							
	100	Big Max	96-	111 HF	2188	△				△							
	100	My Bubu	02-	140 HF		△				△							
	110	T-Rex	99-	140 HF		△				△							
PMX	110		00-	111 HF		△				△							
	125	Charge A, B	02-	140 CT		△				△							
	125	I-Charge Fuel Injection	03-	163 CT		△				△							
	125	Kung Fu			111 CT		△				△						
	125	Libra	10-	197 CT		△				△		△					
	125	Ligero	06-	140 CT		▲				△							
	125	My Bubu, Young Bubu	02-	140 CT		△				△							
	125	Tornado	96-	111 CT		△				△							
	125	T-Rex (2 stroke)	99-	140 CT		▲				△							
	125	T-Rex (4 stroke)	99-	140 CT		▲				△							
	125	X-Hot	10-	197 CT		△				△		△					
	125	X-Rider	03-		544 SI		△							△		△	
	150	TR3	02-	140 CT		△				△							
	150	T-Rex	01-	140 CT	2181	▲				△							
	150	X-Rider	03-		544 SI		△							△		△	
BR	150	Bugxter	05-	855 HF*	536 HF	△	△										
BR	200	Bugrider	07-	855 HF*	848 HF	△	△										
	250	G-Max	06-	566 HF		▲											
BR	250	Bugrider	05-	855 HF*	848 HF	△	△										

ALWAYS choose quality as **"RECOMMENDED"** / Choisissez **TOUJOURS** la qualité **"RECOMMANDÉE"**.

* = 2 sets required / 2 jeux pour l'Avant.

△ = Available quality / Qualité disponible. ▲ = Available quality mit ABE / Qualité disponible avec ABE.

▲ = Mit ABE vorne und hinten. TÜV-Abnahme entfällt (gilt nur für Scheibenbremsbeläge).



RECOMMENDED

1xx = Scooter Pads
5xx = Street, Off Road & Racing Pads
2xxx = Brake Shoes



STREET



STREET EXCEL



MAXI CARBON



MAXI SINTER



OFF ROAD



RACING OFF ROAD



RACING ROAD RACING



PIAGGIO VESPA			1xx	5xx	2xxx	HF	HF	HS	LS	CT	CT	MS	MS	SI	SI	RSI	RSI	DC	RS	
	AJP Caliper incl. pin/spring		188 HF			△														
	25 Zip II Cat DT	01-	130 HF	2195		▲				△										
	50 Diesis	02-	105 HF			▲				△										
	50 Fly	05-	177 HF	2205		▲				△		△								
	50 Free (Disc Brake version)	93- 96	130 HF			△				△										
	50 Free (Disc Brake version)	97-	143 HF	2196		▲				△										
	50 HP	92-	2146	2146																
	50 Liberty	97-	202 HF	2205		△				△		△								
	50 Liberty 4T	00-	202 HF	2205		△				△		△								
	50 Quartz	92-	117 HF	2187		△				△										
	50 Sfera	91-	2186	2187																
	50 Storm	94- 95	143 HF	2187		△				△										
	50 Storm	96-	130 HF	2187		▲				△										
	50 Typhoon	94- 95	143 HF	2187		△				△										
	50 Typhoon	96-	130 HF			▲				△										
	50 Typhoon	06-	101 HF			▲				△										
	50 Typhoon Catalyzed	02-	143 HF	143 HF		▲	▲			△	△									
	50 V FL2	90-	2146	2146																
	50 Zip	92- 93	2196	2187																
	50 Zip & Zip	94-	114 HF	2187		▲				△										
	50 Zip Disco	96-	202 HF	2195		△				△		△								
	50 Zip Fast Rider	93- 95	143 HF	2200		▲				△										
	50 Zip Fast Rider	96-	202 HF	2195		△				△		△								
	50 Zip II	01-	130 HF	2195		▲				△										
	50 Zip II Cat DT	01-	130 HF	2195		▲				△										
	50 Zip RST	96- 97	142 HF			△				△		△								
	50 Zip RST	98- 99	202 HF			△				△		△								
	50 Zip Sport Production	96-	202 HF			△				△		△								
ET2	50	97- 01	202 HF	2195		△				△		△								
ET2	50	02-	202 HF	2195		△				△		△								
ET4	50	00-	202 HF			△				△		△								
LX	50 2T/4T	05-	202 HF			△				△		△								
LXV	50	08-	143 HF			△				△										
NRG	50	96- 00	130 HF	2200		▲				△										
NRG	50 Extreme	01-	143 HF			△				△										
NRG	50 mc2	97- 99	143 HF	2200		▲				△										
NRG	50 mc3 DD	02-	143 HF	143 HF		▲	▲			△	△									
NRG	50 mc3 DT	02-	143 HF			▲				△										
NRG	50 Power DD	05	143 HF	143 HF		▲	▲			△	△									
NRG	50 Power DD	06-	101 HF	143 HF		▲	▲			△	△									
NRG	50 Purejet	05	143 HF	143 HF		▲	▲			△	△									
NRG	50 Purejet	06-	101 HF	143 HF		▲	▲			△	△									
NRG.1	50	94- 95	143 HF	2187		▲				△										
NTT	50	96-	130 HF	2200		△				△										
PK	50	83-	2146																	
PK	50 Special	83-	2146																	
PK	50 XL	86-	2146																	
PK	50 XL 2	86-	2146	2146																
RST	50 Sfera	95-	130 HF	2200		▲				△										
S	50 2T	07-	202 HF			△				△		△								
S	50 4T	09-	202 HF			△				△		△								
TPH	50	93- 95	143 HF	2187		▲				△										
TPH	50	96-	130 HF	2200		▲				△										
	80 Sfera	94-	2186	2187																
	80 Skipper	93- 95	117 HF			△				△										
	80 Skipper	96-	130 HF			△				△										
	80 Typhoon	96-	130 HF			▲				△										
	100 Diesis	02-	105 HF			△				△										
	100 Fly	07-	177 HF	2205		△				△		△								
	100 Free	02-	143 HF			△				△										
	100 Zip	07-	177 HF	2205		△				△		△								
	125 Beverly	02-	177 CT	177 CT		▲	▲			△	△	△	△							
	125 Carnaby	08-	177 CT	177 CT		▲	▲			△	△	△	△							
	125 Cosa	89-	2184	2185																
	125 Cosa 2	92-	2184	2185																
	125 Fly	05-	177 CT	2205		▲				△		△								
	125 Hexagon	94- 95	143 CT	2195		△				△										
	125 MP3	06-	202 CT*	191 CT		△	▲			△	△	△	△							

ALWAYS choose quality as "RECOMMENDED" / Choisissez TOUJOURS la qualité "RECOMMANDÉE".

* = 2 sets required / 2 jeux pour l'Avant.

△ = Available quality / Qualité disponible. ▲ = Available quality mit ABE / Qualité disponible avec ABE.

▲ = Mit ABE vorne und hinten. TÜV-Abnahme entfällt (gilt nur für Scheibenbremsbeläge).



RECOMMENDED

1xx = Scooter Pads
5xx = Street, Off Road & Racing Pads
2xxx = Brake Shoes



STREET

EXCEL



MAXI

CARBON



MAXI

SINTER



OFF ROAD

SI



RACING

OFF ROAD



RACING

ROAD RACING



PIAGGIO VESPA					HF	HF	HS	LS	CT	CT	MS	MS	SI	SI	RSI	RSI	DC	RS
125 Sfera	95-	202 CT	2195	△					△		△							
125 Skipper	93- 95	117 CT	2195	△					△									
125 Skipper	96- 98	130 CT		▲					△									
125 Typhoon	96-	130 CT		▲					△									
125 Typhoon Catalyzed	02-	143 CT	143 CT	▲	▲				△	△								
125 X7	08-	177 CT	187 CT	▲	△				△	△	△	△						
125 X8	04	177 CT*	157 CT	△	△				△	△	△	△						
125 X8	05-	177 CT*	191 CT	▲	▲				△	△	△	△						
125 X9	01- 03	157 CT*	157 CT	▲	▲				△	△	△	△						
125 X9 Evolution Left/Rear	06-	177 CT	157 CT	▲	▲				△	△	△	△						
125 X9 Evolution Right	06-	187 CT		▲					△		△							
125 X9 Left/Rear	04-	177 CT	157 CT	△	△				△	△	△	△						
125 X9 Right	04-	187 CT		△					△		△							
125 Xevo	08-	177 CT	187 CT	△	△				△	△	△	△						
125 Zip II 4T	00-	202 CT	2195	△					△		△							
ET4 125	96- 99	202 CT	2195	△					△		△							
ET4 125	00-	202 CT	2195	△					△		△							
GT 125 L	04-	177 CT	166 CT	▲	▲				△	△	△	△						
GTS 125	07-	177 CT	166 CT	△	△				△	△	△	△						
GTV 125	08-	177 CT	191 CT	▲	▲				△	△	△	△						
GTX 125 SuperHexagon (Grimeca cal.) (11" wheels)	00-	120 CT	166 CT	▲	▲				△	△	△	△						
GTX 125 SuperHexagon (Hengtong cal.) (11" wheels)	00-	177 CT	166 CT	▲	▲				△	△	△	△						
GTX 125 SuperHexagon (Hengtong cal.) (12" wheels)	01-	177 CT	166 CT	△	△				△	△	△	△						
LE 125 Liberty	99- 01	202 CT	2205	△					△		△							
LE 125 Liberty	02-	202 CT	2205	△					△		△							
LX 125 4T	05-	202 CT		△					△		△							
LX 125 Hexagon	99-	120 CT	2205	▲					△		△							
LX 125 Skipper, ST	99-	120 CT	2205	▲					△		△							
LX4 125 Hexagon	99-	120 CT		▲					△		△							
LXV 125	08-	143 CT		△					△									
PK 125	83-	2146	2146															
PK 125 Automatica	84-	2146																
PK 125 Special	83-	2146	2146															
PK 125 XL	86-	2146	2146															
PX 125	78-	2146	2146															
PX 125	02-	202 CT		△					△		△							
PX 125 Arcobalenco	83-	2146	2146															
S 125 4T	07-	202 CT		△					△		△							
SKR 125	94-	143 CT		▲					△									
TPH 125	96-	130 CT	2195	▲					△									
150 Cosa	89-	2184	2185															
150 Fly	06-	177 CT	2205	▲					△		△							
150 Hexagon	94-	143 CT	2195	▲					△									
150 Liberty	99-	202 CT	2205	△					△		△							
150 Skipper	93-	117 CT		△					△									
150 Sprint Veloce	75-		2146															
150 X8 Street	06-	177 CT		△					△		△							
ET4 150	02-	202 CT		△					△		△							
LX 150	08-	143 CT		▲					△									
PX 150	78-	2146	2146															
PX 150	02-	202 CT		△					△		△							
PX 150 Arcobalenco	83-	2146	2146															
GS 160	75-		2146															
180 X9	02-	157 CT*	157 CT	△	△				△	△	△	△						
GTX 180 SuperHexagon (Grimeca cal.) (11" wheels)	00-	120 CT	166 CT	△	△				△	△	△	△						
GTX 180 SuperHexagon (Hengtong cal.) (11" wheels)	00-	177 CT	166 CT	△	△				△	△	△	△						
GTX 180 SuperHexagon (Hengtong cal.) (12" wheels)	01-	177 CT	166 CT	△	△				△	△	△	△						
LXT 180 Hexagon	99-	120 CT	2205	▲					△		△							
SS 180	75-		2146															
200 Beverly	02-	177 CT	177 CT	▲	▲				△	△	△	△						
200 Carnaby	08-	177 CT	177 CT	△	△				△	△	△	△						
200 Cosa	89-	2184	2185															

ALWAYS choose quality as **"RECOMMENDED"** / Choisissez **TOUJOURS** la qualité **"RECOMMANDÉE"**.

* = 2 sets required / 2 jeux pour l'Avant.

△ = Available quality / Qualité disponible. ▲ = Available quality mit ABE / Qualité disponible avec ABE.

▲ = Mit ABE vorne und hinten. TÜV-Abnahme entfällt (gilt nur für Scheibenbremsbeläge).



RECOMMENDED

1xx = Scooter Pads
5xx = Street, Off Road & Racing Pads
2xxx = Brake Shoes



STREET



STREET EXCEL



MAXI CARBON



MAXI SINTER



OFF ROAD



RACING OFF ROAD



RACING ROAD RACING



PIAGGIO VESPA					HF	HF	HS	LS	CT	CT	MS	MS	SI	SI	RSI	RSI	DC	RS
200	Cosa 2	92-	2184	2185														
200	Liberty	06-	202 CT		△				△		△							
200	Rally	75-		2146														
200	X8	04	177 CT*	157 CT	△	△			△	△	△	△						
200	X8	05-	177 CT*	191 CT	▲	▲			△	△	△	△						
200	X9	03-	157 CT*	157 CT	△	△			△	△	△	△						
BV	200	02- 04	177 CT	177 CT	△	△			△	△	△	△						
BV	200	05-	177 CT	168 CT	▲	▲			△	△	△	△						
GT	200 L	04-	177 CT	166 CT	▲	▲			△	△	△	△						
PE	200	83-	2146	2146														
PX	200	02-	202 CT		△				△		△							
PX	200 Arcobalenco	83-	2146	2146														
PX	200 E	78-	2146	2146														
250	Beverly	07-	177 MS	177 MS	△	△			△	△	△	△						
250	GT 60	06-	177 MS		▲				△		△							
250	LX 60	06-	202 MS		△				△		△							
250	MP3	06-	202 MS*	191 MS	△	▲			△	△	△	△						
250	X7	08-	177 MS	187 MS	▲	△			△	△	△	△						
250	X8	06-	177 MS*	191 MS	▲	▲			△	△	△	△						
250	X9	00- 04	157 MS*	157 MS	▲	▲			△	△	△	△						
250	X9 Left/Rear	05-	177 MS	191 MS	△	△			△	△	△	△						
250	X9 Right	05-	187 MS		△				△		△							
250	Xevo	08-	177 MS	187 MS	△	△			△	△	△	△						
BV	250	06-	177 MS	177 MS	▲	▲			△	△	△	△						
GT	250 Hexagon	99-	120 MS		▲				△		△							
GTS	250 ABS	06-	177 MS	166 MS	▲	▲			△	△	△	△						
GTV	250	08-	177 MS	191 MS	▲	▲			△	△	△	△						
GTX	250 Super Hexagon	01-	120 MS	166 MS	△	△			△	△	△	△						
	300 Beverly Tourer	07-	177 MS	177 MS	△	△			△	△	△	△						
	300 Carnaby Cruiser	10-	177 MS	177 MS	△	△			△	△	△	△						
GTS	300 Super	09-	177 MS	166 MS	△	△			△	△	△	△						
400	MP3 iE	07-	202 MS*	191 MS	△	△			△	△	△	△						
400	MP3 LT	09-	202 MS*	191 MS	△	△			△	△	△	△						
400	X8 Left/Rear	07-	177 MS	177 MS	△	△			△	△	△	△						
400	X8 Right	07-	187 MS		△				△		△							
400	Xevo Left/Rear	08-	177 MS	177 MS	△	△			△	△	△	△						
400	Xevo Right	08-	187 MS		△				△		△							
500	Beverly Cruiser	08-	157 MS*	157 MS	▲	▲			△	△	△	△						
500	X9	01- 03	157 MS*	157 MS	▲	▲			△	△	△	△						
500	X9 Evolution	04-	151 MS*	157 MS	▲	▲			△	△	△	△						
500	X9 Evolution ABS	04-	151 MS	157 MS	▲	▲			△	△	△	△						
BV	500	06-	157 MS*	157 MS	▲	▲			△	△	△	△						
POLARIS																		
	Ranger 2x4, 4x4, 6x6	02-	800 ATS*	800 ATS*											△	△	△	△
	Ranger XP	06-	800 ATS*	800 ATS											△	△	△	△
	Trail Blazer	90- 93	716 ATS*	717 ATS	△	△									△	△	△	△
	Trail Boss 2x4	85- 87	2028															
	Trail Boss 2x4, 4x4	88- 89	716 ATS*	717 ATS	△	△									△	△	△	△
50	Predator	04-	2048															
50	Scrambler	01- 03	2048															
90	Predator	03-	2048															
90	Scrambler	01- 03	2048															
90	Sportsman	01-	2048															
200	Phoenix	05-	544 ATS*	546 SI	▲										▲	▲	△	△
200	Sawtooth	06-	544 ATS*	544 ATS	▲										▲	▲	△	△
250	2x4, 4x4	90	716 ATS*	717 ATS	△	△									△	△	△	△
250	2x4, 4x4	93	716 ATS*	717 ATS	△	△									△	△	△	△
250	Big Boss 4x6, 6x6	89- 93	716 ATS*	717 ATS	△	△									△	△	△	△
250	Big Boss 4x6, 6x6 Middle Axle Brake	89- 93	717 ATS												△		△	
250	Cyclone	87	2028	643 HF		△												
250	Trail Blazer	94- 98	716 ATS*	717 ATS	▲	▲									▲	▲	△	△
250	Trail Blazer	99-	716 ATS*	755 ATS	▲										▲	▲	△	△
250	Trail Boss	88- 90	642 ATS*	643 HF	△	△												
250	Trail Boss	91- 99	716 ATS*	717 ATS	△	△									△	△	△	△
250	Trail Boss 2x4, 4x4	91- 92	716 ATS*	717 ATS	△	△									△	△	△	△
250	Xplorer 4x4	00-	716 ATS*	755 ATS	△	△									△	△	△	△

ALWAYS choose quality as "RECOMMENDED" / Choisissez TOUJOURS la qualité "RECOMMANDÉE".

* = 2 sets required / 2 jeux pour l'Avant.

△ = Available quality / Qualité disponible. ▲ = Available quality mit ABE / Qualité disponible avec ABE.

▲ = Mit ABE vorne und hinten. TÜV-Abnahme entfällt (gilt nur für Scheibenbremsbeläge).



RECOMMENDED

1xx = Scooter Pads
5xx = Street, Off Road & Racing Pads
2xxx = Brake Shoes



STREET

EXCEL



MAXI

CARBON



MAXI

SINTER



OFF ROAD



RACING

OFF ROAD



RACING

ROAD RACING



POLARIS					HF	HF	HS	LS	CT	CT	MS	MS	SI	SI	RSI	RSI	DC	RS
300	2x4, 4x4	94 - 95	716 ATS*	717 ATS	△	△									△	△	△	△
300	Big Boss 6x6	94	716 ATS*	717 ATS	△	△									△	△	△	△
300	Big Boss 6x6																	
	Middle Axle Brake	94	717 ATS												△	△		
300	Hawkeye 2x4, 4x4	06 -	716 ATS*	716 ATS	▲										▲	▲	△	△
300	Sportsman 4x4	08 -	642 ATS*	642 ATS	△										△	△	△	△
300	Xplorer 4x4	96 -	716 ATS*	717 ATS	△	△									△	△	△	△
300	Xpress 2x4	98 -	716 ATS*	717 ATS	△	△									△	△	△	△
300	Xpress L	96 - 97	716 ATS*	717 ATS	△	△									△	△	△	△
325	Magnum 2x4, 4x4	00 - 02	716 ATS*	755 ATS	△										△	△	△	△
325	Trail Boss	00 - 02	716 ATS*	755 ATS	▲										▲	▲	△	△
325	Xpedition	00 - 01	642 ATS*	755 ATS	△										△	△	△	△
325	Xpedition	02 -	642 ATS*	787 ATS	△										△	△	△	△
330	ATP	04 - 05	716 ATS*	716 ATS*	△										△	△	△	△
330	ATP	06 -	716 ATS*	787 ATS	▲										▲	▲	△	△
330	E Trail Blazer	08 -	642 ATS*	787 ATS	△										△	△	△	△
330	Magnum 2x4, 4x4	03 -	716 ATS*	787 ATS	△										△	△	△	△
330	Trail Boss	03 -	716 ATS*	755 ATS	△										△	△	△	△
335	Sportsman 4x4	99 -	716 ATS*	755 ATS	△										△	△	△	△
350	Big Boss	93	716 ATS*	717 ATS	△	△									△	△	△	△
350	Big Boss Middle Axle Brake	93	717 ATS												△	△		
350	L 2x4, 4x4	90	716 ATS*	717 ATS	△	△									△	△	△	△
350	L 4x4	93	716 ATS*	717 ATS	△	△									△	△	△	△
350	Sportsman 4x4	93	716 ATS*	717 ATS	△	△									△	△	△	△
350	Trail Boss L 2x4	91 - 93	716 ATS*	717 ATS	△	△									△	△	△	△
350	Trail Boss L 4x4	91	716 ATS*	717 ATS	△	△									△	△	△	△
400	Big Boss L 6x6	96	716 ATS*	717 ATS	△	△									△	△	△	△
400	Big Boss L 6x6																	
	Middle Axle Brake	96	756 ATS												△	△		
400	L 2x4	94 - 95	716 ATS*	717 ATS	△	△									△	△	△	△
400	L 4x4	94	716 ATS*	717 ATS	△	△									△	△	△	△
400	Scrambler 2x4, 4x4	00 -	716 ATS*	755 ATS	△										△	△	△	△
400	Scrambler 4x4	98	716 ATS*	717 ATS	△	△									△	△	△	△
400	Scrambler 4x4	99 -	716 ATS*	755 ATS	△										△	△	△	△
400	Scrambler L 4x4	95 - 97	716 ATS*	717 ATS	△	△									△	△	△	△
400	Sport	99 - 00	716 ATS*	755 ATS	△										△	△	△	△
400	Sport L	94 - 98	716 ATS*	717 ATS	△	△									△	△	△	△
400	Sportsman	01 -	716 ATS*	755 ATS	△										△	△	△	△
400	Sportsman L 4x4	94 - 97	716 ATS*	717 ATS	△	△									△	△	△	△
400	Trail Blazer	03 -	716 ATS*	755 ATS	△										△	△	△	△
400	Xplorer L 4x4	95 - 99	716 ATS*	717 ATS	△	△									△	△	△	△
400	Xplorer L 4x4	00 -	716 ATS*	755 ATS	△										△	△	△	△
400	Xpress L	96 - 97	716 ATS*	717 ATS	△	△									△	△	△	△
425	2x4, 4x4 Magnum	95 - 98	716 ATS*	717 ATS	△	△									△	△	△	△
425	Magnum 6x6	96	716 ATS*	755 ATS	△										△	△	△	△
425	Magnum 6x6 Middle Axle Brake	96	756 ATS												△	△		
425	Xpedition 4x4	00 -	716 ATS*	755 ATS	△										△	△	△	△
450	Outlaw MXR	08 -	642 ATS*	642 ATS	△										△	△	△	△
450	Sportsman	06 -	716 ATS*	787 ATS	▲										▲	▲	△	△
455	Diesel EBS 4x4	99 -	716 ATS*	755 ATS	△										△	△	△	△
500	ATP HO	04 -	716 ATS*	716 ATS*	▲										▲	▲	△	△
500	Big Boss 6x6	98 - 99	716 ATS*	717 ATS	△	△									△	△	△	△
500	Big Boss 6x6 Middle Axle Brake	98 - 99	717 ATS												△	△		
500	E Scrambler 2x4, 4x4	08 -	642 ATS*	787 ATS	△										△	△	△	△
500	Magnum 2x4, 4x4	02 -	716 ATS*	787 ATS	△										△	△	△	△
500	Magnum 4x4	00 - 01	716 ATS*	755 ATS	△										△	△	△	△
500	Outlaw	06 -	716 ATS*	716 ATS	▲										▲	▲	△	△
500	Predator	03 -	716 ATS*	716 ATS	▲										▲	▲	△	△
500	Predator e	06 -	716 ATS*	787 ATS	▲										▲	▲	△	△
500	Ranger 6x6	00 - 02	716 ATS*		△										△	△		
500	Revolver	06 -	642 ATS*	642 ATS	▲										▲	▲	△	△
500	Scrambler 2x4	01 -	716 ATS*	755 ATS	▲										▲	▲	△	△
500	Scrambler 4x4	97	716 ATS*	717 ATS	▲	▲									▲	▲	△	△
500	Scrambler 4x4	98 -	716 ATS*	755 ATS	▲										▲	▲	△	△
500	Sportsman 4x4	96 -	716 ATS*	717 ATS	▲	▲									▲	▲	△	△
500	Sportsman 6x6	00 -	716 ATS*	757 ATS	▲										▲	▲	△	△
500	Sportsman EBS 4x4	98 -	716 ATS*	755 ATS	△										△	△	△	△
500	Sportsman HO	03 -	642 ATS*	787 ATS											△	△	△	△

ALWAYS choose quality as **"RECOMMENDED"** / Choisissez **TOUJOURS** la qualité **"RECOMMANDÉE"**.

* = 2 sets required / 2 jeux pour l'Avant.

△ = Available quality / Qualité disponible. ▲ = Available quality mit ABE / Qualité disponible avec ABE.

▲ = Mit ABE vorne und hinten. TÜV-Abnahme entfällt (gilt nur für Scheibenbremsbeläge).


RECOMMENDED

 1xx = Scooter Pads
 5xx = Street, Off Road & Racing Pads
 2xxx = Brake Shoes

			RECOMMENDED		STREET		STREET EXCEL		MAXI CARBON		MAXI SINTER		OFF ROAD		RACING OFF ROAD		RACING ROAD RACING	
			HF	HF	HS	LS	CT	CT	MS	MS	SI	SI	RSI	RSI	DC	RS		
POLARIS																		
	500	Xplorer 4x4	97	716 ATS*	717 ATS	△	△						△	△	△	△		
	525	Outlaw	07-	716 ATS*	716 ATS	▲							▲	▲	△	△		
	600	Sportsman	03-	642 ATS*	787 ATS*								△	△	△	△		
	700	Sportsman	02-	642 ATS*	787 ATS*								▲	▲	△	△		
	700	Sportsman MV 700	05-	642 ATS*	787 ATS								▲	▲	△	△		
	800	RZR	08-	642 ATS*		△							△		△			
	800	Sportsman	05-	642 ATS*	787 ATS								▲	▲	△	△		
POLINI																		
X1	50	R	04-	794 RSI	794 RSI								▲	▲	△	△		
X3	50	R	04-	794 RSI	794 RSI								▲	▲	△	△		
X5	65	RP	05-	794 RSI	794 RSI								▲	▲	△	△		
PRAGA																		
ED	250		99-	671 SI	675 SI	▲	▲						▲	▲	△	△		
CD	610		99-	671 SI	675 SI	▲	▲						▲	▲	△	△		
PROTOS																		
	50	Ellisse Scootercar	98-	123 HF		△			△									
PUCH																		
		all models	86-	532 HF		△												
		Condor	90-	559 HF		△												
	50	Cobra 6 GT, GTL	80-	532 HF	2074	△												
	50	Maxi 30 all models (excl. Spain)		2074	2074													
	50	Maxi 40 all models		2074	2074													
	50	Monza 4 GP, all models		2074	2074													
	50	Monza 4 SL		2074	2074													
	50	Monza 4 SL, GSL	80-	532 HF	2074	△												
	50	Monza Lujjo	- 85	625 HF		△												
	50	Storm (Austria)		143 HF	2187	△			△									
	50	Typhoon (Austria)	- 95	143 HF	2187	△			△									
	50	Typhoon (Austria)	96-	130 HF	2200	△			△									
AP	50		71-	2015	2015													
M82	50	Cobra	- 85	625 HF		△												
TZX	50		92	559 HF		△												
	75	Cobra	85-	559 HF		△												
MAXI	80		88-	133 HF	138 HF	△	△		△	△								
	125	Typhoon (Austria)		130 CT		△			△									
QUADZILLA																		
XRV	250	, E	06-	855 HF*	848 HF	△	△											
QUINGOI																		
QM	125	2V	02-	691 HF		△												
QM	125	GY	02-	713 HF		△												
REAL																		
	80	Nevada Sport		532 HF		△												
RIEJU																		
		AJP Caliper incl. pin/spring		188 HF		△												
	50	Drac	97-	559 HF	559 HF	△	△											
	50	Drag	92-	595 HF		△												
	50	FD4 Super Marathon	85	559 HF		△												
	50	First, H2O	97-	105 HF		△			△									
	50	Racing Spec. Edition	01-	148 HF	105 HF	△	△		△	△								
	50	Spike Racing	02-	105 HF	105 HF	△	△		△	△								
	50	Spike Racing	02-	148 HF	105 HF	△	△		△	△								
	50	Spike X	08-	585 HF	585 HF	△	△											
	50	Tango	08-	157 HF	105 HF	△	△		△	△	△							
	50	Tangoo	10-	730 HF	559 HF	△	△											
	50	Windy	97-	105 HF		△			△									
MRT	50		09-	203 HF	203HF	△	△		△	△								
MRT	50	Pro	09-	157 HF	157 HF	△	△		△	△	△	△						
MRT	50	Pro Supermotard	09-	157 HF	157 HF	△	△		△	△	△	△						
MRT	50	Supermotard	09-	203 HF	203HF	△	△		△	△								
MRX	50	, Racing	02-	105 HF	105 HF	▲	▲		△	△								

ALWAYS choose quality as **"RECOMMENDED"** / Choisissez **TOUJOURS** la qualité **"RECOMMANDÉE"**.

* = 2 sets required / 2 jeux pour l'Avant.

△ = Available quality / Qualité disponible. ▲ = Available quality mit ABE / Qualité disponible avec ABE.

▲ = Mit ABE vorne und hinten. TÜV-Abnahme entfällt (gilt nur für Scheibenbremsbeläge).



RECOMMENDED

1xx = Scooter Pads
5xx = Street, Off Road & Racing Pads
2xxx = Brake Shoes



STREET

EXCEL



MAXI

CARBON



MAXI

SINTER



OFF ROAD



RACING

OFF ROAD



RACING

ROAD RACING



RIEJU					HF	HF	HS	LS	CT	CT	MS	MS	SI	SI	RSI	RSI	DC	RS
MRX	50	Pro	05-	148 HF	105 HF	▲	▲			△	△							
NKD	50		04- 07	173 HF	105 HF	△	△			△	△							
RR	50	, Supermotard	96-	559 HF	559 HF	▲	▲											
RRX	50		08-	203 HF	203HF	△	△			△	△							
RRX	50		08-	105 HF	105 HF	▲	▲			△	△							
RRX	50	Spike	08-	105 HF	105 HF	▲	▲			△	△							
RS1	50		92-	595 HF	559 HF	△	△											
RS1	50	, Castrol	01-	120 HF	105 HF	▲	▲			△	△	△						
RS1	50	Evolution	96- 00	105 HF	105 HF	▲	▲			△	△							
RS2	50	Matrix	03-	173 HF	167 HF	△	△			△	△							
RS2	50	NKD	06-	180 HF	101 HF	▲	▲			△	△							
RV	50			559 HF		△												
SMX	50		02-	105 HF	105 HF	△	△			△	△							
SMX	50		02-	148 HF	105 HF	△	△			△	△							
SMX	50	Pro	08-	157 HF	105 HF	▲	▲			△	△	△						
	75	K6, LC Strada	87	559 HF		△												
	75	P6, LC Strada	87	559 HF		△												
MR	80	C, E	88-	559 HF		△												
MR	80	Cross	87	559 HF		△												
MR	80	Enduro	87	559 HF		△												
RST	80		91-	559 HF	559 HF	△	△											
	125	Marathon Pro	09-	730 HF	585 HF	△	△											
	125	Marathon Pro Supermotard	09-	730 HF	585 HF	△	△											
	125	Tango	06-	821 HS	559 HF		▲	▲										
	125	Tango	08-	730 HF	559 HF	▲	▲											
	125	Tango Pro	08-	730 HF	559 HF	▲	▲											
MRX	125		03-	559 HF	559 HF	▲	▲											
MRX	125		03-	652 HF	559 HF	▲	▲											
RR	125		97-	559 HF	559 HF	△	△											
RS2	125	NKD	06-	797 HF	544 HF	▲	▲											
RS2	125	Pro	08-	792 HF	544 HF	△	△											
RS3	125		10-	821 HS	559 HF		▲	▲										
SMX	125		03-	559 HF	559 HF	▲	▲											
SMX	125		03-	652 HF	559 HF	▲	▲											
	250	Tango	08-	730 HF	559 HF	△	△											
MRX	250	Marathon	10-	671 SI	791 SI	△							△	△	△	△		
MRX	450	Marathon	08-	671 SI	791 SI	△							△	△	△	△		
RIXE																		
RS	80	W	82-	532 HF		△												
ROXON																		
	50	Duel SM	06-	105 HF	105 HF	▲	▲			△	△							
	50	Duel TT	06-	105 HF	105 HF	▲	▲			△	△							
	150	Quad Sport Spirit	06-		544 SI		▲							▲		△		
SACHS																		
	50	MadAss	04-	103 HF		△				△								
	50	MadAss 4T	05-	103 HF	105 HF	▲	▲			△	△							
SA	80	Lotus		532 HF		△												
SW	80	Lotus		519 HF*		△												
	125	Roadster V2	01-	588 HF		▲												
	125	X-Road	05-	566 HF	684 HF	▲	▲											
XTC	125		99-	566 HF	684 HF	▲	▲											
XTC-N	125		99-	566 HF	684 HF	△	△											
ZX	125		99-	588 HF	684 HF	▲	▲											
ZZ	125		99-	588 HF	684 HF	▲	▲											
	500	MadAss	05-	566 HF*	684 HF	▲	▲											
	650	Roadster V1.6	01-	566 HF	684 HF	▲	▲	▲										
	800	B-805	02-	566 HS*		△			△									
	800	Roadster V2	00-	566 HF*	684 HF	▲	▲	▲										
	800	S-805	03-	566 HS*		△			△									
SANGLAS																		
	400	Y	79- 80	519 HF*	519 HF	△	△											
	500	S2	79- 80	519 HF*	519 HF	△	△											

ALWAYS choose quality as **“RECOMMENDED”** / Choisissez **TOUJOURS** la qualité **“RECOMMANDÉE”**.

* = 2 sets required / 2 jeux pour l'Avant.

△ = Available quality / Qualité disponible. ▲ = Available quality mit ABE / Qualité disponible avec ABE.

▲ = Mit ABE vorne und hinten. TÜV-Abnahme entfällt (gilt nur für Scheibenbremsbeläge).



RECOMMENDED

1xx = Scooter Pads
5xx = Street, Off Road & Racing Pads
2xxx = Brake Shoes



STREET



STREET EXCEL



MAXI CARBON



MAXI SINTER



OFF ROAD



RACING OFF ROAD



RACING ROAD RACING



				RECOMMENDED		STREET		STREET EXCEL		MAXI CARBON		MAXI SINTER		OFF ROAD		RACING OFF ROAD		RACING ROAD RACING	
				HF	HF	HS	LS	CT	CT	MS	MS	SI	SI	RSI	RSI	DC	RS		
SCORPA																			
SY	115	F Trial	06-	802 HF	803 HF	▲	▲												
TY-S	115	F Trial	06-	559 HF	803 HF	▲	▲												
SY	125	F Trial	06-	802 HF	803 HF	▲	▲												
TY-S	125	F Trial	06-	559 HF	803 HF	▲	▲												
	250	T-Ride	08-	859 HF	773 HF	△	△												
SY	250	F Trial	06-	802 HF	803 HF	▲	▲												
SY	250	Trial	00-	802 HF	803 HF	△	△												
SHE-LUNG																			
	50	Falcon	97-	111 HF		△				△									
	50	Racer	96-	114 HF		△				△									
	125	Mars	97-	111 CT		△				△									
SHERCO																			
		AJP Caliper incl. pin/spring		188 HF		△													
	50	Supermotard, Enduro	02- 06	148 HF	105 HF	△	△			△	△								
SE	50	Enduro	07-	168 HF	167 HF	▲	△			△	△								
SM	50	Supermotard	07-	168 HF	167 HF	▲	△			△	△								
	80	0.8	01-	559 HF	559 HF	△	△												
	125		02-	817 HF	559 HF	△	△												
	125	City Corp 4T Enduro	03-	817 HF	559 HF	△	△												
	125	City Corp 4T SM	03-	817 HF	559 HF	△	△												
SE	125	1.25F	10-	774 HF	773 HF	△	△												
ST	125	1.25	01- 05	559 HF	559 HF	△	△												
ST	125	1.25	06-	802 HF	803 HF	△	△												
ST	200	2.0	01-	559 HF	559 HF	△	△												
SE	250	2.5i Enduro	06-	671 SI	790 SI	▲							▲	▲	△	△			
ST	250		99- 00	559 RSI	559 RSI	△	△								△	△			
ST	250	2.5	01-	802 HF	803 HF	△	△												
SX	250	2.5i-F	09-	671 RSI	790 RSI	△							△	△	△	△			
ST	290	2.9	01-	802 HF	803 HF	△	△												
SE	300	3.0i-F	10-	671 SI	790 SI	▲							△	△	△	△			
ST	320	3.2F	05-	802 HF	803 HF	▲	▲												
SE	450	4.5i Enduro	04	671 SI	604 SI	▲	▲						▲	▲	△	△			
SE	450	4.5i Enduro	05-	671 SI	790 SI	▲							▲	▲	△	△			
SM	450	4.5i Supermotard	06-	762 RS	790 RSI	▲		▲						▲		△			△
SE	510	5.1i Enduro	06-	671 SI	790 SI	▲							▲	▲	△	△			
SIAM																			
	50	Falcon	97-	123 HF		△				△									
	50	Mat	97-	102 HF		△				△									
	50	Scross	97-	123 HF		△				△									
	100	Mat	97-	102 HF		△				△									
SIAMOTO																			
	50	Birdie	02-	111 HF		△				△									
	125	BD, KD	02-	148 CT		△				△									
SIMSON																			
	50	Habict CX	01-	519 HF		△													
	50	Spatz	99-	138 HF		▲				△									
	50	Sperber	99-	138 HF		▲				△									
	50	Star	99-	138 HF		▲				△									
	80	IFA	89	519 HF		▲								▲		△			
SR	80	-2 CE		519 HF		△													
S	83	CX		519 HF		△													
S	83	OR		519 HF		△													
	125		01-	588 HF	684 HF	△	△												
	125	RS	01-	588 HF	684 HF	△	△												
	125	Schikra	99-	108 CT	138 CT	▲	▲			△	△	△							
	125	SM	01-	652 HF	559 HF	▲	▲												
	125	Star	99-	105 CT		△				△									
SMC																			
	50	Easy Rider	97-	102 HF	2028	△				△									
SULA																			
	50	City Bird	99-	111 HF	2028	△				△									

ALWAYS choose quality as "RECOMMENDED" / Choisissez TOUJOURS la qualité "RECOMMANDÉE".

* = 2 sets required / 2 jeux pour l'Avant.

△ = Available quality / Qualité disponible. ▲ = Available quality mit ABE / Qualité disponible avec ABE.

▲ = Mit ABE vorne und hinten. TÜV-Abnahme entfällt (gilt nur für Scheibenbremsbeläge).

**RECOMMENDED**

1xx = Scooter Pads
 5xx = Street, Off Road & Racing Pads
 2xxx = Brake Shoes

**STREET****EXCEL****MAXI****CARBON****MAXI****SINTER****OFF ROAD****RACING****OFF ROAD****RACING****ROAD RACING**

SULA					HF	HF	HS	LS	CT	CT	MS	MS	SI	SI	RSI	RSI	DC	RS
	50	Thunder Bird	99-	101 HF*	2028	△			△									
	100	Thunder Bird	99-	101 HF*	2028	△			△									
	125	Thunder Bird	99-	101 CT	2028	△			△									
SUZUKI																		
		AJP Caliper incl. pin/spring		188 HF		△												
RE		5M, A	75-	503 HF	2098	△												
	50	Lido Scooter	89-	2181	2181													
	50	Wolf	89-	546 HF	2103	△												
A	50		71- 76	2015	2015													
AC	50	DX	81-	516 HF	2015	△												
AC	50	RG, ZR, Z1	79-	516 HF	2015	△												
AE	50	R/L	88-	101 HF		△			△									
AH	50	Adress	92- 95	101 HF	2181	▲			△									
AJ	50	Sepia	92-	102 HF	2181	△			△									
AN	50		95	122 HF		△			△									
AP	50		75- 78	2015	2015													
AP	50		95-	114 HF	2015	▲			△									
AY	50	, Katana	96-	105 HF	2181	▲			△									
AY	50	, Katana	96-	114 HF	2181	▲			△									
AY	50	W	00-	123 HF	105 HF	▲	▲		△	△								
AY	50	WR	00-	123 HF	105 HF	△	△		△	△								
CC	50	Tune	92-	544 HF		△												
CL	50	D, Suzi, Love	83-	2101	2020													
CP	50		85-	101 HF		▲			△									
CP	50	CHF	85-	2181	2181													
CR	50	DC	87-	101 HF		△			△									
CS	50	D, Z, Roadie	83	2020	2020													
DR	50	Big	89-	559 HF		△												
F	50		71- 73	2015	2015													
FA	50		80- 91	2101	2101													
FR	50		74- 81	2015	2015													
FS	50	T, X, Snip	80- 81	2101	2101													
FZ	50	D, N, T, X, Z	79- 83	2094	2094													
GSXR	50		87-	135 HF	2017	△			△									
GT	50	K, KB	77- 80	516 HF	2015	△												
JR	50		89- 07	2020	2020													
LT	50	E-K	84- 02	2020														
LT-A	50	Quadmaster	01-	2101	2017													
OR	50	E	80-	135 HF	2017	△			△									
OR	50	N	79	2015	2015													
OR	50	T	80	2017	2017													
PV	50			2014	2014													
RB	50	H	87	546 HF	2015	△												
RG	50	GAG	87-	135 HF	2103	△			△									
RG	50	Gamma	90-	135 HF	2103	△			△									
RM	50	C, N, T	78- 80	2015	2015													
RM	50	M, A	75- 76	503 HF	2015	△												
RM	50	X, Z	81- 82	2017	2017													
RME	50		10-	777 HF														
RMX	50		00-	105 HF	105 HF	△	△		△	△								
RV	50	, P		2015	2015													
S	50	K	93-	2103	2094													
SMX	50	Super Motard	00-	105 HF	105 HF	△	△		△	△								
TR	50	Street Magic	97-	122 HF	2188	▲			△									
TS	50	ERA		2015	2015													
TS	50	ERK, T, X, Z, D	80- 83	2015	2017													
TS	50	ERZ1	80- 83	2017	2017													
TS	50	KN	79	2015	2015													
TS	50	XKE, XKG, XKH, XKJ, XA	84- 02	2103	2094													
TSW	50		91	2103	2094													
TV	50	Wolf	89-	135 HF	2103	△			△									
UF	50	Estilete	00-	105 HF	2181	▲			△									
UX	50	W Zillion	99-	105 HF	2181	▲			△									
X-1	50		79-	516 HF	2015	▲												
ZR	50	SAPX,SKX,SLK	81- 87	135 HF	2017	▲			△									
ZZ	50	Scooter	92-	101 HF	2181	△			△									
RM	60		03-	2093	2093													

ALWAYS choose quality as **"RECOMMENDED"** / Choisissez **TOUJOURS** la qualité **"RECOMMANDÉE"**.

* = 2 sets required / 2 jeux pour l'Avant.

△ = Available quality / Qualité disponible. ▲ = Available quality mit ABE / Qualité disponible avec ABE.

▲ = Mit ABE vorne und hinten. TÜV-Abnahme entfällt (gilt nur für Scheibenbremsbeläge).



RECOMMENDED

1xx = Scooter Pads
5xx = Street, Off Road & Racing Pads
2xxx = Brake Shoes



STREET



STREET EXCEL



MAXI CARBON



MAXI SINTER



OFF ROAD



RACING OFF ROAD



RACING ROAD RACING



SUZUKI					HF	HF	HS	LS	CT	CT	MS	MS	SI	SI	RSI	RSI	DC	RS	
RM	65		03-	752 RSI	592 RSI		▲							▲	▲	△	△		
FR	70		74- 76	2015	2015														
LIDO	75	Style		544 HF	2181	△													
AH	80	Adress, V, Tune	88-	101 HF	2181	△			△										
AH	80	Scooter	92-	102 HF	2181	△			△										
CP	80		85- 93	2181	2181														
CS	80	CD	83-	2094	2094														
DS	80		80- 96	2017	2017														
FR	80	M, B, N, X, Z, D	76- 83	2015	2015														
GT	80	L /C	81-	546 HF	2015	▲													
JR	80		01-	2017	2017														
LT	80	H-K6	87- 06	2101	2104														
RG	80		85-	587 HF	2014	▲													
RG	80	Gamma	- 87	546 HF		▲													
RG	80	Gamma	88- 93	587 HF	2014	▲													
RM	80		96- 01	702 RSI	544 RSI	▲	▲							▲	▲	△	△		
RM	80	B, C, N	77- 79	2015	2015														
RM	80	G,H,J,K	86- 89	548 HF	2182	△													
RM	80	HD, HE, HF	83- 85	2014	2017														
RM	80	L,M,N,P,R,S	90- 95	548 HF	544 SI	△	△								△		△		
RM	80	TXT,XX	80- 81	2017	2017														
RM	80	Z,D,E,F	82- 85	2022	2182														
RT	80			2015	2015														
TS	80	ER			2017														
TS	80	X	84-	2103	2094														
ZZ	80	Sepia	90-	544 HF		△													
RM	85	, L	02- 04	702 RSI	544 RSI	▲	▲							▲	▲	△	△		
RM	85	, L	05-	726 RSI	820 RSI									▲	▲	△	△		
RV	90			2015	2015														
TS	90		71- 73	2015	2014														
A	100	all models	74- 80	2014	2015														
ACC	100		70- 72	2014	2014														
AH	100	Adress, V	91- 94	101 HF	2181	▲			△										
ASS	100		69- 71	2014	2015														
GP	100	C	78- 81	538 HF	2015	△													
GP	100	UN, UX, UD	79- 92	2014	2015														
GT	100		78-	503 HF		△													
RM	100		03-	726 RSI	592 RSI		▲							▲	▲	△	△		
RM	100	A, B, C	76- 78	2015	2014														
RM	100	N, T, X	79- 81	2015	2103														
TS	100	A, B, C, E	75- 81	2014	2014														
TS	100	E	82- 87	2014	2017														
TS	100	K, L, M	73- 75	2015	2014														
	110	Smash	03-	2015	2015														
DR-Z	110		02-	2093	2015														
FX	110	Shogun		2015	2015														
UG	110	Hokuto	00-	122 HF	2188	△			△										
TRS	118		82- 83	546 HF		▲								▲		△			
B	120		71- 77	2014	2014														
	125	Vecstar	94-	122 CT	2181	△			△										
AN	125	R	94-	122 CT	2181	▲			△										
CS	125	D	83-	2015	2015														
DR	125		86- 90	536 HF	2014	△								△		△			
DR	125		91- 95	536 HF	2014	▲								▲		△			
DR	125		96- 02	536 HF	2014	▲								▲		△			
DR	125	SM	08-	694 HF	790 HF	△	△												
DR	125	SZ, SD, SE	82- 84	2014	2014														
DR-Z	125	K	03-	2017	2017														
DR-Z	125	L	03-	702 HF	2017	▲								▲					
EN	125		05-	611 HF	2014	▲													
GN	125		05-	585 HF	2014	▲													
GN	125	E M-T	91- 04	546 HF	2014	△													
GN	125	Z, E	82- 90	585 HF	2014	△													
GP	125	all models	77- 84	524 HF	2014	△													
GP	125	C (Norway)	78	538 HF	2014	△													
GS	125	E, Katana	90- 94	585 HF	2014	△													
GS	125	ESD	83- 94	585 HF	2014	△													
GS	125	ESZ	82-	546 HF	2014	△													

ALWAYS choose quality as **“RECOMMENDED”** / Choisissez **TOUJOURS** la qualité **“RECOMMANDÉE”**.

* = 2 sets required / 2 jeux pour l'Avant.

△ = Available quality / Qualité disponible. ▲ = Available quality mit ABE / Qualité disponible avec ABE.

▲ = Mit ABE vorne und hinten. TÜV-Abnahme entfällt (gilt nur für Scheibenbremsbeläge).

**RECOMMENDED**
 1xx = Scooter Pads
 5xx = Street, Off Road & Racing Pads
 2xxx = Brake Shoes
**STREET****EXCEL****MAXI****CARBON****MAXI****SINTER****OFF ROAD****RACING****OFF ROAD****RACING****ROAD RACING****SUZUKI**

						HF	HF	HS	LS	CT	CT	MS	MS	SI	SI	RSI	RSI	DC	RS
GS	125	Z, D	82 - 84	2014	2014														
GT	125	A, B, C, L, M	75 - 78	503 HF	2014	△													
GT	125	C, EC, N, E	78 - 82	515 HF	2014	△													
GT	125	T, ET	80 -	546 HF	2014	△													
GX	125	R	88 -	536 HF	2014	△													
GZ	125	Marauder	00 - 02	581 HF	2014	▲													
GZ	125	Marauder	03 -	581 HF	2014	▲													
LIDO	125	Vario Scooter	90 -	101 CT	2181	△				△									
LT	125	D	83		2107														
LT	125	E-H	84 - 87		2016														
RG	125		79 -	515 HF	2014	△													
RG	125	F, Gamma	92 - 96	631 HF	635 HF	△	△												
RG	125	Gamma	85 - 90	587 HF	2014	△													
RG	125	Wolf	92 - 94	597 HF	556 HF	△	△												
RH	125	X	87	536 HF		▲								▲		△			
RM	125		05 -	694 RSI	604 RSI	▲	▲							▲	▲	△	△		
RM	125	E	84	2108	2102														
RM	125	F,G	85 - 86	581 HF	2102	△													
RM	125	H	87	611 SI	2102	▲								▲		△			
RM	125	J	88	611 RSI	584 RSI	▲	▲							▲	▲	△	△		
RM	125	K,L	89 - 90	611 RSI	632 RSI	▲	▲							▲	▲	△	△		
RM	125	M, A, B, C	75 - 78	2014	2014														
RM	125	M,N,P,R,S	91 - 95	611 RSI	648 RSI	▲	▲							▲	▲	△	△		
RM	125	N, T	79 - 80	2014	2103														
RM	125	T-K	96 - 04	694 RSI	604 RSI	▲	▲							▲	▲	△	△		
RM	125	X, Z, D	81 - 83	2014	2102														
RV	125	VanVan	03 -	705 HF		▲													
SP	125	G,H,J	86 - 88	536 HF	2014	▲								▲		△			
SP	125	Z,D	82 - 83	2014	2014														
SX	125	R	85 -	536 HF		△													
TR	125		83 -	546 HF		▲								▲		△			
TS	125		73 - 81	2014	2014														
TS	125	ERZ	82	2014	2017														
TS	125	K	72	2015	2014														
TS	125	N	84 -	2014	2014														
TS	125	R	89 - 96	611 HF	632 HF	▲	▲							▲	▲	△	△		
TS	125	X	85 - 89	536 HF	2103	▲								▲		△			
TS	125	XE	84	2014															
TU	125	XT	99 -	546 HF	2183	▲													
UC	125	Epicuro	99 -	122 CT	2202	▲				△									
UE	125		01 -	101 CT		▲				△									
UH	125	Burgman	02 - 06	151 CT	157 CT	▲	▲			△	△	△	△						
UH	125	Burgman	07 -	192 CT	196 CT	▲	▲			△	△	△							
UX	125	SIXteen	08 -	192 CT	196 CT	▲	△			△	△	△							
VL	125	Intruder LC	00 - 01	581 HF		▲													
VL	125	Intruder LC	02 -	581 HF		▲													
X4	125	, X3E		546 HF	2014	△													
AN	150		98 -	122 CT	2181	△				△									
UC	150	Epicuro	99 -	122 CT	2202	△				△									
UE	150	CT	02 -	101 CT		▲				△									
UH	150	Burgman	04 - 06	151 CT	157 CT	△	△			△	△	△	△						
UX	150	SIXteen	08 -	192 CT	196 CT	△	△			△	△	△							
LT	160	EK, EL, EM, EN	89 - 92	2181	2016														
PE	175	Z	82 -	2104															
GT	185	A, B, C, EC	75 - 77	503 HF	2014	△													
GT	185	L, M, K	75 - 77	503 HF	2014	△													
LT	185	E-H	84 - 87		2016														
RG	185		75 - 77	503 HF		△													
TS	185		74 - 81	2014	2014														
	200	Wolf	92 -	597 HF	635 HF	△	△												
DR	200	G,H,J	86 - 88	536 HF	2014	▲								▲		△			
DR	200	SE	96 -	536 HF	2014	△								△		△			
DR	200	T	96	536 HF	2014	▲								▲		△			
GT	200	X5 (Nien)	79 - 82	515 HF	2014	△													
RG	200	Gamma	91 -	631 HS	635 LS	△	△	△	△										
SB	200	N, X	79 - 81	2016	2014														
SP	200	G,H,J	86 - 88	536 HF	2014	△								△		△			
SX	200	R	85 -	536 HF	2014	△													

ALWAYS choose quality as **"RECOMMENDED"** / Choisissez **TOUJOURS** la qualité **"RECOMMANDÉE"**.

* = 2 sets required / 2 jeux pour l'Avant.

△ = Available quality / Qualité disponible. ▲ = Available quality mit ABE / Qualité disponible avec ABE.

▲ = Mit ABE vorne und hinten. TÜV-Abnahme entfällt (gilt nur für Scheibenbremsbeläge).



RECOMMENDED

1xx = Scooter Pads
5xx = Street, Off Road & Racing Pads
2xxx = Brake Shoes

STREET

STREET EXCEL

MAXI CARBON

MAXI SINTER

OFF ROAD

RACING OFF ROAD

RACING ROAD RACING

SUZUKI																		
				HF	HF	HS	LS	CT	CT	MS	MS	SI	SI	RSI	RSI	DC	RS	
TS	200	R	90- 94	611 HF	632 HF	▲	▲					▲	▲	△	△			
UH	200		07-	192 CT		▲												
UH	200	Burgman	07-	192 CT	196 CT	▲	▲					△	△					
XS	200	EN	79-	515 HF	2014	△												
LT	230	EH-EP	86- 93	591 SI*	592 SI	△	△							△	△	△	△	
LT	230	GEF, GEG	85- 86	2051	2016													
LT	230	SF-SJ	85- 88	591 SI*	584 SI	△	△							△	△	△	△	
LT-F	230	G, H	86- 87	2051	2016													
ET	240		86-	546 HF		▲								▲		△		
RH	240	X	87-	536 HF		▲								▲		△		
TS	240	X	85-	536 HF	2103	▲								▲		△		
	250	Across	90-	597 HF	556 HF	△	△											
	250	Bandit	90- 96	597 HS	556 LS	△	△	△	△									
	250	Cobra	90-	631 HS	556 LS	△	△	△	△									
	250	Djebel	93-	597 HF	632 HF	△	△											
	250	Impulse	95	627 HS*		△		△										
	250	Sky Wave Type II	98-	146 MS*	125 MS	△	△			△	△	△	△					
	250	Vecstar	94-	122 CT	2181	△				△								
	250	Wolf	90-	631 HS	556 LS	△	△	△	△									
AN	250	Burgman	98- 03	146 MS	125 MS	▲	▲					△	△					
AN	250	Burgman	04- 06	146 MS	174 MS	▲	△			△	△	△	△					
DR	250	F	85	536 HF	2014	▲								▲		△		
DR	250	L,M,N,EP,ER,ES	90- 95	611 HF	632 HF	▲	▲							▲	▲	△	△	
DR	250	S	86- 89	536 HF	2014	▲								▲		△		
DR	250	SL,SM,SN,SEP,SER,SES	90- 95	611 HF	632 HF	▲	▲							▲	▲	△	△	
DR	250	Z,D	82- 83	2014														
DR-Z	250		01-	694 SI	648 SI	▲	▲							▲	▲	△	△	
GF	250	S	88-	578 HF*	556 HF	△	△											
GN	250		86- 97	533 HF	2018	▲												
GNX	250	E	82-	533 HF	2018	▲												
GS	250	T, L	80- 82	533 HF	2018	△												
GSF	250	VS, S Bandit	95-	705 HS		△		△										
GSX	250		80- 81	533 HF	2018	▲												
GSX	250		81- 82	533 HF	512 HF	▲	▲											
GSX	250	E	85-	534 HF	2018	▲												
GSX	250	S	86-	534 HF*	512 HF	△	△											
GSX	250	S, Katana	91-	597 HS	556 LS	△	△	△	△									
GSX-R	250		88- 89	577 HF*	556 HF	△	△											
GSX-R	250	R	89-	631 HS*	556 LS	△	△	△	△							△	△	
GT	250		73- 78	503 HF	2097	△												
GT	250		78- 81	515 HF	2018	△												
GZ	250	Marauder	00-	581 HF	2014	▲												
LT	250	EFF, EFG	85- 86	2051	2098													
LT	250	RF-RH	85- 87	591 SI*	584 SI	△	△							△	△	△	△	
LT	250	RJ-RR	88- 94	591 SI*	649 SI	△	△							△	△	△	△	
LT	250	SK, SL	89- 90	591 SI*	592 SI	△	△							△	△	△	△	
LT-F	250	4WD V, W Quadrunner	97- 98	2053	2098													
LT-F	250	J-K1	88- 01	2053	2110													
LT-F	250	Ozark	03-	536 SI*		▲								▲		△		
LT-Z	250	Quad Sport	04-	536 SI*		▲								▲		△		
NZ	250	S	86-	546 HF	2183	△												
RG	250		83- 84	556 HF	556 HF	△	△											
RG	250	E	78- 82	515 HF		△												
RG	250	Gamma	84- 88	578 HF*	556 HF	▲	▲											
RGV	250		88	624 HS*	556 LS	△	△	△	△									
RGV	250		93- 95	631 HF*	615 HF	▲	▲										△	
RGV	250	Gamma, M	91- 92	631 HF*	615 HF	▲	▲										△	
RGV	250	K	89- 90	631 HF*	556 HF	▲	▲										△	
RH	250		85-	536 HF		▲								▲		△		
RM	250		05-	694 RSI	604 RSI	▲	▲							▲	▲	△	△	
RM	250	A,B,C	76- 78	2014	2016													
RM	250	D	83	2108	2102													
RM	250	E	84	2108	2104													
RM	250	F	85	581 HF	2104	△												
RM	250	G	86	582 HF	2104	△												
RM	250	H, J	87- 88	611 RSI	584 RSI	▲	▲							▲	▲	△	△	
RM	250	K,L	89- 90	611 RSI	632 RSI	▲	▲							▲	▲	△	△	
RM	250	M,N,P,R,S	91- 95	611 RSI	648 RSI	▲	▲							▲	▲	△	△	

ALWAYS choose quality as "RECOMMENDED" / Choisissez TOUJOURS la qualité "RECOMMANDÉE".

* = 2 sets required / 2 jeux pour l'Avant.

△ = Available quality / Qualité disponible. ▲ = Available quality mit ABE / Qualité disponible avec ABE.

▲ = Mit ABE vorne und hinten. TÜV-Abnahme entfällt (gilt nur für Scheibenbremsbeläge).



RECOMMENDED

1xx = Scooter Pads
5xx = Street, Off Road & Racing Pads
2xxx = Brake Shoes



STREET EXCEL



MAXI CARBON



MAXI SINTER



OFF ROAD



RACING OFF ROAD



RACING ROAD RACING



SUZUKI

						HF	HF	HS	LS	CT	CT	MS	MS	SI	SI	RSI	RSI	DC	RS
RM	250	N	79	2016															
RM	250	T	80	2104															
RM	250	T-K	96- 04	694 RSI	604 RSI	▲	▲							▲	▲	△	△		
RM	250	X,Z	81- 82	2107	2102														
RMX	250	K,L,M,N,P,R,S	89- 95	611 RSI	648 RSI	▲	▲							▲	▲	△	△		
RMX	250	T-W	96- 98	694 RSI	648 RSI	▲	▲							▲	▲	△	△		
RMX	250	X-K1	99-	694 SI	604 SI	▲	▲							▲	▲	△	△		
RM-Z	250		04- 06	694 RSI	790 RSI	▲								▲	▲	△	△		
RM-Z	250		07- 09	694 RSI	790 RSI	▲								▲	▲	△	△		
RM-Z	250	Efi	10-	694 RSI	790 RSI	△								△	△	△	△		
SP	250	F	85	536 HF	2014	▲								▲		△			
SW1	250		92-	597 HS	2018	△		△											
TS	250		74- 82	2016	2016														
TS	250	X	85- 89	536 HF	2016	▲								▲		△			
TU	250	X Super Classic	97-	581 HF	2014	△													
TV	250	J	88	631 HF	556 HF	△	△												
VL	250	Intruder	00-	581 HF	2014	▲													
GS	300	LD, LF, LZ	82- 85		2018														
LT	300	EH-EK	87- 89	2051	2098														
LT-F	300		88- 90	2051	2052														
LT-F	300	King Quad	91- 01		2052														
LT-F	300	King Quad Left/Rear	02-	611 SI	2052	▲								▲		△			
LT-F	300	King Quad Right	02-	638 SI		▲								▲		△			
RL	325			2015	2014														
	350	Goose	92-	631 HF	556 HF	△	△												
DR	350	L,M,N,P,R,S	90- 99	611 HF	648 HF	▲	▲							▲	▲	△	△		
DR	350	S,SH,SL,SM,SN,SP,SR,SE	90- 96	611 HF	648 HF	▲	▲							▲	▲	△	△		
DR	350	V, W, X	97-	694 SI	648 SI	▲	▲							▲	▲	△	△		
SP	370	C, N	77- 80	2016	2016														
GT	380	A, B, K, L, M	73- 77	503 HF	2097	△													
GT	380	B (Asco)	77	515 HF	2097	△													
AN	400	Burgman	99- 00	146 MS	125 MS	▲	▲			△	△	△	△						
AN	400	Burgman	01- 06	146 MS	174 MS	▲	▲			△	△	△	△						
AN	400	Burgman Left/Rear	07-	197 MS	182 MS	△	△			△	△	△	△						
AN	400	Burgman Right	07-	134 MS		△				△		△							
DR	400	ST, SX	79- 81	2016	2016														
DR-Z	400	S /E	00-	694 HF	604 HF	▲	▲							▲	▲	△	△		
DR-Z	400	SM	05-	694 RSI	604 RSI	▲								▲	△	△	△		
GN	400	T, TZ, X, XX, TT	80-	533 HF	2018	△													
GS	400		77- 78	511 HF	2097	▲													
GS	400		78-	515 HF	2097	▲													
GSF	400	Bandit	91- 92	597 HS*	556 LS	▲	▲	▲	▲										
GSF	400	Bandit	93- 97	631 HS*	556 LS	▲	▲	▲	▲										
GSF	400	Bandit	94- 97	705 HS*		▲		▲											
G SX	400		81- 83	533 HF	2097	▲													
G SX	400	E, S	85-	534 HF	2097	▲													
G SX	400	EFX	82	546 HF	2018	△													
G SX	400	F	81-	533 HF*	512 HF	▲	▲												
G SX	400	F	89-	620 HF*	556 HF	△	△												
G SX	400	FD	83	546 HF	512 HF	△	△												
G SX	400	FWS	83	556 HF*	556 HF	△	△												
G SX	400	FWS	86-	534 HF*	512 HF	△	△												
G SX	400	FX, FZ	81- 82	546 HF	512 HF	△	△												
G SX	400	Impulse	94- 96	627 HS*	556 LS	△	△	△	△										
G SX	400	S, Katana	83-	546 HF	2097	△													
G SX	400	S, Katana	92-	631 HS*	556 LS	▲	▲	▲	▲										
G SX	400	S, L	80-	533 HF	2018	▲													
G SX	400	X	86-	577 HF*	556 HF	△	△												
G SX-R	400		87	577 HF*	556 HF	△	△												
G SX-R	400		88- 89	631 HF*	556 HF	△	△												
G SX-R	400	F	85- 86	578 HF*	556 HF	△	△												
G SX-R	400	R	90- 95	624 HS*	556 LS	△	△	△	△										
KLT-A	400	King Quad Left	08-	835 SI										△		△			
KLT-A	400	King Quad Right	08-	836 SI										△		△			
KLT-F	400	King Quad Left	08-	835 SI										△		△			
KLT-F	400	King Quad Right	08-	836 SI										△		△			
LS	400	Savage	87-	581 HF	2018	△													
LT-A	400	Eiger 2WD/4WD	02- 07	536 SI*	2018	▲								▲		△			

ALWAYS choose quality as **"RECOMMENDED"** / Choisissez **TOUJOURS** la qualité **"RECOMMANDÉE"**.

* = 2 sets required / 2 jeux pour l'Avant.

△ = Available quality / Qualité disponible. ▲ = Available quality mit ABE / Qualité disponible avec ABE.

▲ = Mit ABE vorne und hinten. TÜV-Abnahme entfällt (gilt nur für Scheibenbremsbeläge).



RECOMMENDED

1xx = Scooter Pads
5xx = Street, Off Road & Racing Pads
2xxx = Brake Shoes



STREET



STREET EXCEL



MAXI CARBON



MAXI SINTER



OFF ROAD



RACING OFF ROAD



RACING ROAD RACING



SUZUKI						HF	HF	HS	LS	CT	CT	MS	MS	SI	SI	RSI	RSI	DC	RS
LT-A	400	King Quad Left	08-	835 SI												△			
LT-A	400	King Quad Right	08-	836 SI												△			
LT-F	400	Eiger 2WD/4WD	02-	536 SI*	2018	▲										▲			
LT-F	400	King Quad Left	08-	835 SI												△			
LT-F	400	King Quad Right	08-	836 SI												△			
LT-Z	400	Quad Sport	02-	592 SI*	649 SI	△	▲									△	▲	△	△
PE	400	T, X	79- 81	2016	2016														
RF	400	RVC	93- 97	627 HS	556 LS	△	△	△	△										
RM	400	C	78	2014	2016														
RM	400	N	79	2016															
RM	400	T	80	2104															
SP	400	T	80-	2016	2016														
GS	425	LN	80-	515 HF	2018	△													
GS	425	N, EN	79- 80	511 HF	2018	▲													
GS	450	E	90-	597 HS	597 LS	▲	▲	▲	▲										
GS	450	E, S, L	80- 83	533 HF	2018	▲													
GS	450	L	85-	534 HF	2018	▲													
GS	450	S	86	546 HF*	512 HF	▲	▲												
LT-A	450	King Quad Left	08-	835 SI											△			△	
LT-A	450	King Quad Right	08-	836 SI											△			△	
LT-R	450	Left/Rear	06-	611 SI	649 SI	▲	▲								▲	▲	△	△	
LT-R	450	Right	06-	638 SI		▲									▲		△		
RM-Z	450		05- 07	694 RSI	790 RSI	▲									▲	▲	△	△	
RM-Z	450	Efi	08-	694 RSI	790 RSI	▲									▲	▲	△	△	
RM	465	X, Z	81- 82	2107	2014														
DR	500	S	89-	582 HF	2014	△													
DR	500	S, SA	83- 88	2016	2016														
GS	500		04-	704 HS	556 HF	▲	▲	▲	▲										
GS	500	E	80- 81	515 HF	512 HF	▲	▲												
GS	500	E	89- 95	597 HS	556 LS	▲	▲	▲	▲										
GS	500	E	96- 03	704 HS	556 LS	▲	▲	▲	▲										
GS	500	E (Austria)	78- 79	515 HF*	512 HF	△	△												
GS	500	E (Austria)	81- 82	534 HF*	512 HF	△	△												
GS	500	F	04-	704 HS	556 HF	△	△	△	△										
GS	500	M	81-	534 HF*	512 HF	△	△												
G SX	500	E	83-	556 HF*	556 HF	△	△												
GT	500	A, B	75- 77	503 HF	2098	△													
GT	500	K, L, M	73- 75	515 HF	2098	△													
LT	500	RH-RR	87- 95	591 SI*	649 SI	▲	▲								▲	▲	△	△	
LT-A	500	F Vinson	02-	536 SI*		▲									▲		△		
LT-A	500	FY Quadmaster Left	00-	611 SI		▲									▲		△		
LT-A	500	FY Quadmaster Right	00-	638 SI		▲									▲		△		
LT-F	500	F Left	98-	638 SI		▲									▲		△		
LT-F	500	F Right	98-	611 SI		▲									▲		△		
RG	500		85- 87	577 HF*	556 HF	▲	▲												
RG	500	Gamma	85-	577 HF*	556 HF	△	△												
RM	500		85- 86	581 HF	2014	△													
RM	500	D, E	83- 84	2108	2014														
RM	500	H	87-	611 RSI	592 RSI	▲	▲								▲	▲	△	△	
GS	550	B	- 77	515 HF*	2099	△													
GS	550	DB, DC	77- 78	515 HF*	512 HF	△	△												
GS	550	E	78- 79	515 HF*	512 HF	▲	▲												
GS	550	E, L, T	80- 84	534 HF*	512 HF	▲	▲												
GS	550	ED, ESD, LD	83-	556 HF	556 HF	△	△												
GS	550	EM	81- 84	534 HF*	512 HF	▲	▲												
G SX	550	ED	83- 84	556 HF*	556 HF	△	△												
G SX	550	ES, EF	84- 87	556 HF*	556 HF	▲	▲												
GT	550	A, B	78-	515 HF	2099	△													
GT	550	A, K, L, M	73- 77	503 HF	2098	△													
DR	600	R Djebel	86- 88	582 HF	2014	▲													
DR	600	RK Djebel	89	626 HF	635 HF	▲	▲												
DR	600	S Dakar	85- 87	582 HF	2014	▲													
G SF	600	Bandit / S Bandit Left	00- 04	705 HS		▲		▲											
G SF	600	Bandit / S Bandit Right/Rear	00- 04	704 HS	556 LS	▲	▲	▲	▲										
G SF	600	N, S Bandit	95- 99	627 HS*	556 LS	▲	▲	▲	▲										
G SR	600		06-	631 HS*	833 LS	▲	▲	▲	▲										
G SX	600	FJ-FK Katana	88- 89	620 HF*	556 HF	▲	▲												
G SX	600	FL-FV Katana	90- 97	620 HS*	556 LS	▲	▲	▲	▲										

ALWAYS choose quality as "RECOMMENDED" / Choisissez TOUJOURS la qualité "RECOMMANDÉE".

* = 2 sets required / 2 jeux pour l'Avant.

△ = Available quality / Qualité disponible. ▲ = Available quality mit ABE / Qualité disponible avec ABE.

▲ = Mit ABE vorne und hinten. TÜV-Abnahme entfällt (gilt nur für Scheibenbremsbeläge).

**RECOMMENDED**

1xx = Scooter Pads
 5xx = Street, Off Road & Racing Pads
 2xxx = Brake Shoes

**STREET****EXCEL****MAXI****CARBON****MAXI****SINTER****OFF ROAD****RACING****OFF ROAD****RACING****ROAD RACING****SUZUKI**

						HF	HF	HS	LS	CT	CT	MS	MS	SI	SI	RSI	RSI	DC	RS
GSX	600	FW Left/Rear	98-	705 HS	556 LS	▲	▲	▲	▲										
GSX	600	FW Right	98-	704 HS		▲		▲											
GSX-R	600		97- 00	631 HS*	556 LS	▲	▲	▲	▲									△	△
GSX-R	600		01- 03	631 HS*	556 LS	▲	▲	▲	▲									△	△
GSX-R	600	(Rad.cal)	04- 05	806 HS*	765 LS			▲	▲									△	△
GSX-R	600	(Rad.cal)	06-	806 HS*	833 LS		▲	▲	▲									△	△
RF	600	R	93- 96	627 HS*	556 LS	▲	▲	▲	▲										
SP	600	F	85- 87	582 HF	2014	△													
VS	600	GL Intruder	97-	577 HS	2052	▲		▲											
	650	Gladius Left/Rear	09-	705 HS*	657 LS	△	△	△	△										
	650	Gladius Right	09-	704 HS*		△		△											
AN	650	A Burgman Executive	04-	183 MS*	182 MS	△	△			△	△	△	△						
AN	650	Burgman	02-	183 MS*	182 MS	▲	▲			△	△	△	△						
DL	650	V-Strom Left/Rear	04-	705 HS	657 LS	△	△	△	△										
DL	650	V-Strom Right	04-	704 HS		△		△											
DR	650	R	92	626 HS	635 LS	▲	▲	▲	▲										
DR	650	RS, RSE	90- 95	626 HS	635 LS	▲	▲	▲	▲										
DR	650	SE T-W	96-	694 HF	648 HF	▲	▲							▲	▲	△	△		
DR	650	SL,SM,SN,SP,SR,SS	90- 95	626 HS	635 LS	△	△	△	△										
GR	650		83-	534 HF*	512 HF	△	△												
GR	650	X	83-	534 HF	2018	▲													
GS	650		81- 83	534 HF*	512 HF	△	△												
GS	650	G	83-	534 HF*	512 HF	▲	▲												
GS	650	Turbo, XN	83-	534 HF*	512 HF	△	△												
GSF	650	Bandit	07-	631 HS*	657 LS	△	△	△	△										
GSF	650	Bandit / S Bandit Left/Rear	05	705 HS	765 LS	▲	▲	▲	▲										
GSF	650	Bandit / S Bandit Right	05	704 HS		▲		▲											
GSF	650	Bandit / S Bandit Left/Rear ABS	06	705 HS	657 LS	▲	▲	▲	▲										
GSF	650	Bandit / S Bandit Right ABS	06	704 HS		▲		▲											
GSF	650	Bandit ABS	07-	631 HS*	657 LS	▲	▲	▲	▲										
GSF	650	S Bandit	07-	631 HS*	657 LS	△	△	△	△										
GSF	650	S Bandit ABS	07-	631 HS*	657 LS	▲	▲	▲	▲										
GSX	650	F	08-	631 HS*	657 HF	△	△	△	△										
GSX	650	GT	86	534 HF*	577 HF	△	△												
LS	650		05-	581 HF	2018	▲													
LS	650	P	86- 88	581 HF	2018	▲													
LS	650	P Savage	95- 04	581 HF	2018	▲													
SV	650	,S Left/Rear	99- 02	705 HS	556 LS	▲	▲	▲	▲										△
SV	650	,S Right	99- 02	704 HS		▲		▲											△
SV	650	,S Left/Rear	03-	705 HS	657 LS	△	△	△	△										△
SV	650	,S Right	03-	704 HS		△		△											△
XF	650	Freewind	97- 02	704 HS	614 LS	▲	▲	▲	▲										
GS	700	EF, ESF	85	533 HF*	512 HF	△	△												
GV	700	GLG Madura	86	533 HF*	2052	△													
LT-A	700	King Quad Left	05-	835 SI										▲		△			
LT-A	700	King Quad Right	05-	836 SI										▲		△			
LT-V	700	Quadrunner Twin Peaks Left	04-	801 SI										▲		△			
LT-V	700	Quadrunner Twin Peaks Right	04-	798 SI										▲		△			
VS	700	GLFG	86- 87	577 HF	2052	△													
DR	750	Big	89- 90	626 HS	635 LS	▲	▲	▲	▲										
DR	750	S, Big	88	626 HF	2111	▲													
GS	750		76- 77	511 HF	512 HF	△	△												
GS	750	D	77- 79	511 HF*	512 HF	▲	▲												
GS	750	E	77- 79	511 HF*	512 HF	▲	▲												
GS	750	Katana	85-	556 HF*	556 HF	△	△												
GS	750	L, N, LN	- 79	515 HF*	512 HF	▲	▲												
GS	750	RF	85-	577 HF*	556 HF	△	△												
GS	750	SD	83-	534 HF*	512 HF	△	△												
GSX	750	E	82- 83	533 HF*	512 HF	▲	▲												
GSX	750	EF	80- 86	533 HF*	512 HF	▲	▲												
GSX	750	ES	83- 85	533 HF*	512 HF	▲	▲												
GSX	750	ES	84- 85	556 HF*	556 HF	▲	▲												
GSX	750	ES, EF, STS	86- 88	534 HF*	512 HF	▲	▲												
GSX	750	FK-FT Katana	89- 96	620 HS*	556 LS	▲	▲	▲	▲										
GSX	750	FW Left/Rear	98- 02	705 HS	556 LS	▲	▲	▲	▲										
GSX	750	FW Right	98- 02	704 HS		▲		▲											
GSX	750	L	80- 82	533 HF*	512 HF	▲	▲												
GSX	750	Left/Rear	98- 02	705 HS	556 LS	▲	▲	▲	▲										

ALWAYS choose quality as **"RECOMMENDED"** / Choisissez **TOUJOURS** la qualité **"RECOMMANDÉE"**.

* = 2 sets required / 2 jeux pour l'Avant.

△ = Available quality / Qualité disponible. ▲ = Available quality mit ABE / Qualité disponible avec ABE.

▲ = Mit ABE vorne und hinten. TÜV-Abnahme entfällt (gilt nur für Scheibenbremsbeläge).



RECOMMENDED

1xx = Scooter Pads
5xx = Street, Off Road & Racing Pads
2xxx = Brake Shoes

				STREET		STREET EXCEL		MAXI CARBON		MAXI SINTER		OFF ROAD		RACING OFF ROAD		RACING ROAD RACING	
				HF	HF	HS	LS	CT	CT	MS	MS	SI	SI	RSI	RSI	DC	RS
SUZUKI																	
GSX	750	Right	98-02	704 HS	▲		▲										
GSX	750	S	82-	533 HF*	512 HF	▲	▲										
GSX	750	S,Katana	85-	534 HF*	512 HF	▲	▲										
GSX-R	750		85-87	577 HF*	556 HF	▲	▲										
GSX-R	750		88	624 HS*	556 LS	▲	▲	▲	▲								
GSX-R	750		94-95	686 HS*	556 LS	▲	▲	▲	▲							△	△
GSX-R	750		94-99	686 HS*	556 LS	▲	▲	▲	▲							△	△
GSX-R	750	(Rad.cal)	04-05	806 HS*	765 LS	▲	▲	▲	▲							△	△
GSX-R	750	(Rad.cal)	06-	806 HS*	833 LS		▲	▲	▲							△	△
GSX-R	750	F	89-91	624 HS*	556 LS	▲	▲	▲	▲								
GSX-R	750	W	92-93	624 HS*	556 LS	▲	▲	▲	▲							△	△
GSX-R	750	Y	00-03	631 HS*	556 LS	▲	▲	▲	▲							△	△
GT	750	A, K, L, M	73-77	503 HF*	2098	△											
LT-A	750	King Quad Left	08-	835 SI									△		△		
LT-A	750	King Quad Right	08-	836 SI									△		△		
VS	750	GL F,P Intruder	86-91	577 HF*	2052	▲											
C	800	Intruder	05-	704 HS	2052	▲		▲									
DR	800	S, Big	90	626 HS	635 LS	▲	▲	▲	▲								
DR	800	S, Big	91-95	597 HS	638 LS	▲	▲	▲	▲								
DR	800	ST Big	96-	705 HS	638 LS	▲	▲	▲	▲								
DR-Z	800		88-89	626 HS	592 LS	△	△	△	△								
DR-Z	800		90	626 HS	592 LS	△	△	△	△								
M	800	Intruder	05-	704 HS	2052	▲		▲									
VL	800	Intruder LC Volusia	01-04	704 HS	2052	▲		▲									
VS	800	Intruder	91-99	577 HS	2052	▲		▲									
VX	800	L-P	90-93	597 HS	620 LS	▲	▲	▲	▲								
VZ	800	Marauder	97-04	704 HS	2052	▲		▲									
GS	850	E, L	80-82	533 HF*	512 HF	▲	▲										
GS	850	EN, GN, GT	79-81	511 HF*	512 HF	△	△										
GS	850	G	83-84	533 HF*	512 HF	▲	▲										
GS	850	G	85-	533 HF*	512 HF	▲	▲										
GS	850	G, GT, GX, GLX	80-	533 HF*	512 HF	△	△										
GS	850	GL, GLT	81-	533 HF*	512 HF	△	△										
GSX	850	G	83-	533 HF	512 HF	△	△										
XN	850		83-	534 HF*	512 HF	▲	▲										
RF	900	RR,RS,RS2,T,V	94-97	714 HS*	701 LS	▲	▲	▲	▲								
DL	1000	V-Strom Left/Rear	02-	705 HS	657 LS	▲	▲	▲	▲								
DL	1000	V-Strom Right	02-	704 HS		▲		▲									
G	1000	SZ	82-	534 HF*	512 HF	△	△										
GS	1000	EC, EN, HC, S	78	515 HF*	512 HF	△	△										
GS	1000	ET	81	534 HF*	512 HF	△	△										
GS	1000	EX	81-	534 HF*	512 HF	△	△										
GS	1000	GT, GLT, GLX, GX	80-81	533 HF*	512 HF	▲	▲										
GS	1000	N,EN,HN,LN,SN	79-80	515 HF*	512 HF	△	△										
GSX	1000	S, Katana	82-84	534 HF*	512 HF	△	△										
GSX-R	1000		01-02	686 HS*	765 LS	▲	▲	▲	▲							△	△
GSX-R	1000	(Rad.cal)	03	788 HS*	765 LS			▲	▲							△	△
GSX-R	1000	(Rad.cal)	04-06	806 HS*	765 LS			▲	▲							△	△
GSX-R	1000	(Rad.cal)	07-08	806 HS*	833 LS		▲	▲	▲							△	△
GSX-R	1000	(Rad.cal)	09-	806 HS*	834 LS		△	△	△							△	△
SV	1000	, S	03-	631 HS*	657 LS	▲	▲	▲	▲							△	△
TL	1000	RW	98-02	686 HS*	556 LS	▲	▲	▲	▲							△	△
TL	1000	S V-Twin	97-	631 HS*	556 LS	▲	▲	▲	▲							△	△
GS	1100	ED, ESD, GD	83-	534 HF*	512 HF	△	△										
GS	1100	EX, LX, TX, X	81	534 HF*	512 HF	△	△										
GS	1100	G	86-	534 HF*	512 HF	▲	▲										
GS	1100	GD, GLD	82-83	533 HF	512 HF	△	△										
GS	1100	GKD, SD, GLD	83-	534 HF*	512 HF	△	△										
GS	1100	GZ, GLZ, GKZ	82-83	533 HF	512 HF	△	△										
GS	1100	L	79	534 HF*	512 HF	△	△										
GSX	1100	E	82-	534 HF*	512 HF	▲	▲										
GSX	1100	E, ESD	86	534 HF*	512 HF	▲	▲										
GSX	1100	E, L	79-	534 HF	512 HF	▲	▲										
GSX	1100	EF	85	577 HF*	577 HF	▲	▲										
GSX	1100	EF	86-	556 HF*	556 HF	▲	▲										
GSX	1100	F	93-	624 HS*	556 LS	▲	▲	▲	▲								
GSX	1100	FJ-FK	88-89	620 HF*	577 HF	▲	▲										
GSX	1100	FL-FS	90-95	620 HS*	577 LS	▲	▲	▲	▲								

ALWAYS choose quality as "RECOMMENDED" / Choisissez TOUJOURS la qualité "RECOMMANDÉE".

* = 2 sets required / 2 jeux pour l'Avant.

△ = Available quality / Qualité disponible. ▲ = Available quality mit ABE / Qualité disponible avec ABE.

▲ = Mit ABE vorne und hinten. TÜV-Abnahme entfällt (gilt nur für Scheibenbremsbeläge).

**RECOMMENDED**

1xx = Scooter Pads
 5xx = Street, Off Road & Racing Pads
 2xxx = Brake Shoes

**SUZUKI**

						HF	HF	HS	LS	CT	CT	MS	MS	SI	SI	RSI	RSI	DC	RS
GSX	1100	G	94 - 95	597 HS*	615 LS	▲	▲	▲	▲										
GSX	1100	G Left/Rear	96 -	705 HS	556 LS	▲	▲	▲	▲										
GSX	1100	G Right	96 -	704 HS		▲	▲	▲	▲										
GSX	1100	GM,GN,GP	91 - 93	597 HS*	620 LS	▲	▲	▲	▲										
GSX	1100	Katana	93 -	624 HS*	556 LS	△	△	△	△										△
GSX	1100	S	82 - 83	534 HF*	512 HF	▲	▲												
GSX-R	1100	G, H, J	86 - 88	577 HF*	556 HF	▲	▲												
GSX-R	1100	K-N	89 - 92	624 HS*	556 LS	▲	▲	▲	▲										
GSX-R	1100	WPWR,WS,WT,WV	93 - 97	686 HS*	556 LS	▲	▲	▲	▲									△	△
GT	1100	ET, T, LT, ST	80	534 HF*	512 HF	△	△												
GS	1150	EG	86 -	577 HF*	577 HF	△	△												
GS	1150	ES	84 -	577 HF*	577 HF	△	△												
GSF	1200	Bandit	95 - 96	624 HS*	556 LS	▲	▲	▲	▲										
GSF	1200	Bandit	97 - 00	714 HS*	556 LS	▲	▲	▲	▲										
GSF	1200	Bandit	01 - 05	686 HS*	556 LS	▲	▲	▲	▲										
GSF	1200	Bandit	06	631 HS*	657 LS	▲	▲	▲	▲										
GSF	1200	S Bandit	01 - 05	686 HS*	556 LS	▲	▲	▲	▲										
GSF	1200	S Bandit	06	631 HS*	657 LS	▲	▲	▲	▲										
GSX	1200		99 - 01	706 HS*	556 LS	▲	▲	▲	▲										
GV	1200	GLG Madura	86	533 HF*	512 HF	△	△												
GSF	1250	Bandit ABS	06	631 HS*	657 LS	▲	▲	▲	▲										
GSF	1250	S Bandit ABS	06	631 HS*	657 LS	▲	▲	▲	▲										
GSX	1250	FA	10 -	631 HS*	657 HF	△	△	△	△										
	1300	B-King	07	838 HS*	657 LS		▲	▲	▲										
GSX-R	1300	Hayabusa	99 - 07	686 HS*	556 LS	▲	▲	▲	▲										
GSX-R	1300	Hayabusa	08 -	806 HS*	833 LS	▲	▲	▲	▲										
	1340	B-King	08 -	782 HS*	833 LS	△	△	△	△										
GL	1400	Cavalcade	87 -	620 HF*	577 HF	△	△												
GSX	1400		02 -	686 HS*	765 LS	▲	▲	▲	▲									△	△
GV	1400	Cavalcade	85 -	534 HF*	512 HF	△	△												
GV	1400	Cavalcade LXE	87 -	577 HS*	577 LS	△	△	△	△										
VS	1400	GL Intruder	87 - 04	577 HS	577 LS	▲	▲	▲	▲										
C	1500	Intruder Left/Rear	05 -	705 HS	789 LS	▲	▲	▲	▲										
C	1500	Intruder Right	05 -	704 HS		▲	▲	▲	▲										
M	1500	Intruder Left/Rear	09 -	705 HS*	704 LS	△	△	△	△										
M	1500	Intruder Right	09 -	704 HS*		△	△	△	△										
VL	1500	Intruder LC	98 - 01	577 HS	577 LS	▲	▲	▲	▲										
VL	1500	Intruder LC Left/Rear	02	705 HS	789 LS	▲	▲	▲	▲										
VL	1500	Intruder LC Right	02	704 HS		▲	▲	▲	▲										
M	1600	Intruder	05 -	788 HS*	704 LS			▲	▲										
VZ	1600	Marauder	04	686 HS*	704 LS	△	△	△	△										
C	1800	R Intruder	08 -	828 HS*	704 LS			▲	▲										
M	1800	R Intruder	06 -	806 HS*	704 LS			▲	▲										
M	1800	R2 Intruder	08 -	806 HS*	704 LS			▲	▲										

SWM

	125	GP	86 -	519 HF*	519 HF	△	△												
	125	S1-S2		519 HF		△													
	250	Explorer	86	519 SI	519 SI	▲	▲							▲	▲	△	△		
	250	Pioner	86	519 SI	519 SI	▲	▲							▲	▲	△	△		
	250	S1-S2		519 HF		△													
TRL	329	MJ	86 -	519 RSI		△											△		
XP	350	Sahara		506 HF		△													

SYM

	50	Bullet	93	110 HF		△													
	50	Cinderella	01 -	110 HF		△													
	50	Feel-big	98 -	618 HF		△													
	50	Fiddle	09 -	140 HF		△													
	50	Jet BasiX	07 -	140 HF		▲													
	50	Jet Euro X	05 -	140 HF		▲													
	50	Jet Sport X	06 -	140 HF		▲													
	50	Jet, Alpha	95 -	140 HF	2012	▲													
	50	Jungle	96 -	140 HF	2012	▲													
	50	Mask	00 -	140 HF	2012	▲													
	50	Mask LC	00 -	140 HF	2012	▲													
	50	Mio	05 -	110 HF		▲													
	50	Pure	98 -	618 HF		▲													

ALWAYS choose quality as **"RECOMMENDED"** / Choisissez **TOUJOURS** la qualité **"RECOMMANDÉE"**.

* = 2 sets required / 2 jeux pour l'Avant.

△ = Available quality / Qualité disponible. ▲ = Available quality mit ABE / Qualité disponible avec ABE.

▲ = Mit ABE vorne und hinten. TÜV-Abnahme entfällt (gilt nur für Scheibenbremsbeläge).



RECOMMENDED

1xx = Scooter Pads
5xx = Street, Off Road & Racing Pads
2xxx = Brake Shoes



STREET

EXCEL



MAXI CARBON

EXCEL



MAXI SINTER

EXCEL



OFF ROAD

EXCEL



RACING OFF ROAD

EXCEL



RACING ROAD RACING

EXCEL



SYM						HF	HF	HS	LS	CT	CT	MS	MS	SI	SI	RSI	RSI	DC	RS
	50	Red Devil	97-	140 HF	2012	▲				△									
	50	Super Fancy	95- 97	140 HF	2012	▲				△									
	50	Super Fancy	98-	115 HF		▲				△									
	50	Symphony	09-	140 HF		△				△									
	50	Symply	08-	140 HF		△				△									
DD	50		02-	110 HF		△				△									
RS	50		05-	178 HF		▲				△									
RS21	50		02-	178 HF		△				△									
	100	Cinderella	01-	110 HF		△				△									
	100	Jet	00-	140 HF		△				△									
	100	Jet Euro X	05-	140 HF		▲				△									
	100	Jet Sport X	05-	140 HF		▲				△									
	100	Mio	05-	110 HF		▲				△									
	100	Party	97-	140 HF		△				△									
	100	Super Fancy	95-	140 HF	2012	△				△									
	110	Bullet	93	542 HF		△													
	110	Star	03-	140 HF		△				△									
	125	Aero Wolf		542 HF		△													
	125	Attila	95-	708 HF	2012	△													
	125	Citycom	09-	140 CT		△				△									
	125	Euro MX	03-	178 CT		△				△									
	125	Fiddle	09-	140 CT		△				△									
	125	GTS	07-	146 CT		▲				△		△							
	125	Husky	96- 98	135 CT	2188	▲				△									
	125	Husky	99-	150 CT		▲				△									
	125	Joyride	01-	178 CT	154 CT	▲	▲			△	△			△					
	125	Joyride Evo	10-	178 CT	201 CT	△	△			△	△			△					
	125	Megalo	02-	140 CT		▲				△									
	125	New Duke	02-	140 CT		△				△									
	125	Super Duke	95-	140 CT	2188	▲				△									
	125	Symphony	09-	140 CT		△				△									
	125	Symply	08-	140 CT		△				△									
	125	Voyager	05-	171 CT		▲				△			△						
	125	Wolf Classic	05-	551 HF		▲													
	125	Wolf Legend	02-	103 CT		△				△									
HD	125		04-	154 CT		△				△			△						
HD	125	Evo DT	10-	140 CT	201 CT	△	△			△	△			△					
RS	125		05-	178 CT	119 CT	▲	▲			△	△			△					
RS21	125	, R	02-	178 CT		△				△									
VS	125		07-	792 HF		▲													
VS	125		09-	178 CT		△				△									
	150	Attila	00-	140 CT		▲				△									
	150	Euro MX	03-	178 CT		△				△									
	150	Husky	99-	150 CT	2188	△				△									
	150	Joyride	01-	178 CT	154 CT	△	△			△	△			△					
	150	Super Duke	96-	140 CT	2012	△				△									
H01	150		95-	708 HF		△													
RS	150		05-	178 CT	119 CT	▲	▲			△	△			△					
VS	150		07-	792 HF		▲													
MF	180		03-	551 HF		△													
	200	Joyride	01-	178 CT	154 CT	△	△			△	△			△					
	200	Joyride Evo	09-	140 CT		△				△									
	200	Trackrunner	06-	810 SI*	810 SI	▲									▲	▲	△	△	
HD	200		04-	154 CT		△				△			△						
HD	200	Evo	07-	140 CT	201 CT	△	△			△	△			△					
HD	200	Evo	10-	140 CT	201 CT	△	△			△	△			△					
	250	GTS	07-	146 MS	201 MS	▲	▲			△	△			△					
	250	Joymax	07-	171 MS	201 MS	▲	▲			△	△			△					
	250	Quadlander	06-	810 SI*	847 HF	▲	▲								▲		△		
	250	Voyager	05-	171 MS		▲				△			△						
RV	250	Efi	10-	146 MS	201 MS	△	△			△	△			△					
	300	City Max	06-	810 SI*	847 HF	▲	▲								▲		△		
	300	Citycom	09-	140 CT		△				△									
	300	Joymax Evo	10-	146 MS	201 MS	△	△			△	△			△					
	300	Joyride Evo i	10-	146 MS	201 MS	△	△			△	△			△					
	300	Quadlander	06-	810 SI*	810 SI	▲									▲	▲	△	△	
GTS	300		09-	146 MS		△				△			△						
	500	GT	07-	146 MS	154 MS	▲	▲			△	△			△					

ALWAYS choose quality as "RECOMMENDED" / Choisissez TOUJOURS la qualité "RECOMMANDÉE".

* = 2 sets required / 2 jeux pour l'Avant.

△ = Available quality / Qualité disponible. ▲ = Available quality mit ABE / Qualité disponible avec ABE.

▲ = Mit ABE vorne und hinten. TÜV-Abnahme entfällt (gilt nur für Scheibenbremsbeläge).

**RECOMMENDED**
 1xx = Scooter Pads
 5xx = Street, Off Road & Racing Pads
 2xxx = Brake Shoes
**STREET EXCEL****MAXI CARBON****MAXI SINTER****OFF ROAD****RACING OFF ROAD****RACING ROAD RACING**

SYM					HF	HF	HS	LS	CT	CT	MS	MS	SI	SI	RSI	RSI	DC	RS	
	600	Quad Raider	08-	810 SI*	810 SI	△								△	△	△	△		
TGB																			
		309 Racing	05-	101 HF		▲				△									
		309 RS	00-	101 HF		△				△									
		507	05-	101 HF		▲				△									
		Buffalo	03-		688 HF		△												
		Double X	05-	101 HF		▲				△									
		J409	00-	101 HF		△				△									
	50	101R	05-	101 HF		▲				△									
	50	101S	99-	101 HF		△				△									
	50	202T	99-	101 HF	2188	△				△									
	50	203	05-	163 HF		▲				△									
	50	303R	99-	101 HF		△				△									
	50	Akros	99-	101 HF		△				△									
	50	Akros tec 5	99-	163 HF		△				△									
	50	Apollo	99-	163 HF		△				△									
	50	Bullet	09-	101 HF	101 HF	△	△			△	△								
	50	Bullet	10-	203 HF		△				△									
	50	Bunny	97-	101 HF		△				△									
	50	Corona	03-	132 HF		△				△									
	50	Ergon	96-	101 HF		△				△									
	50	Fire, Sky	03-	163 HF		△				△									
	50	Hawk	09-	101 HF		△				△									
	50	Hiw's	99-	101 HF		△				△									
	50	Hook	10-	101 HF		△				△									
	50	Trigger	99-	101 HF		△				△									
GT	50	Veloce	09-	141 HF		△				△									
R	50	X	06-	132 HF	101 HF	▲	▲			△	△								
	90	101S	99-	101 HF		△				△									
	90	202T	99-	101 HF		△				△									
	90	Akros	99-	101 HF		△				△									
	90	Apollo	99-	163 HF		△				△									
	90	Ergon	99-	101 HF		△				△									
	90	Hiw's	99-	101 HF		△				△									
	90	Trigger	99-	101 HF		△				△									
	125	101S	99-	101 CT		△				△									
	125	202T	99-	101 CT		△				△									
	125	303R	99-	101 CT		△				△									
	125	Hook	10-	101 HF		△				△									
	125	X-Motion	09-	134 CT		△				△	△								
	250	Dynasty	06-	163 CT	111 CT	▲	▲			△	△								
TM																			
	80	Cross	96- 00	671 RSI	675 RSI	▲	▲							▲	▲	△	△		
	80	Junior	96- 00	544 RSI	592 RSI	▲	▲							▲	▲	△	△		
	85		01-	671 RSI	604 RSI	▲	▲							▲	▲	△	△		
	125		96- 00	671 RSI	675 RSI	▲	▲							▲	▲	△	△		
	125		01- 04	671 RSI	604 RSI	▲	▲							▲	▲	△	△		
	125		05-	671 RSI	790 RSI	▲	▲							▲	▲	△	△		
	125	Enduro	01- 04	671 SI	604 SI	▲	▲							▲	▲	△	△		
	125	Enduro	05-	671 SI	790 SI	▲	▲							▲	▲	△	△		
SMR	125		05-	566 RSI	604 RSI	▲	▲							▲	▲	△	△		
	250		01- 04	671 RSI	604 RSI	▲	▲							▲	▲	△	△		
	250		05-	671 RSI	790 RSI	▲	▲							▲	▲	△	△		
	250	E	95- 00	671 RSI	675 RSI	▲	▲							▲	▲	△	△		
	250	Enduro	01- 04	671 SI	604 SI	▲	▲							▲	▲	△	△		
	250	Enduro	05-	671 SI	790 SI	▲	▲							▲	▲	△	△		
	250	F	01- 04	671 RSI	604 RSI	▲	▲							▲	▲	△	△		
	250	F	05-	671 RSI	790 RSI	▲	▲							▲	▲	△	△		
	250	F Enduro	00	671 SI	675 SI	▲	▲							▲	▲	△	△		
	250	F Enduro	01- 04	671 SI	604 SI	▲	▲							▲	▲	△	△		
	250	F Enduro	05-	671 SI	790 SI	▲	▲							▲	▲	△	△		
	300		98- 00	671 RSI	675 RSI	▲	▲							▲	▲	△	△		
	300		01- 04	671 RSI	604 RSI	▲	▲							▲	▲	△	△		
	300		05-	671 RSI	790 RSI	▲	▲							▲	▲	△	△		
	300	Enduro	01- 04	671 SI	604 SI	▲	▲							▲	▲	△	△		
	300	Enduro	05-	671 SI	790 SI	▲	▲							▲	▲	△	△		

ALWAYS choose quality as **"RECOMMENDED"** / Choisissez **TOUJOURS** la qualité **"RECOMMANDÉE"**.

* = 2 sets required / 2 jeux pour l'Avant.

△ = Available quality / Qualité disponible. ▲ = Available quality mit ABE / Qualité disponible avec ABE.

▲ = Mit ABE vorne und hinten. TÜV-Abnahme entfällt (gilt nur für Scheibenbremsbeläge).



RECOMMENDED

1xx = Scooter Pads
5xx = Street, Off Road & Racing Pads
2xxx = Brake Shoes



STREET

HF HF



STREET EXCEL

HS LS



MAXI CARBON

CT CT



MAXI SINTER

MS MS



OFF ROAD

SI SI



RACING OFF ROAD

RSI RSI



RACING ROAD RACING

DC RS



TM					HF	HF	HS	LS	CT	CT	MS	MS	SI	SI	RSI	RSI	DC	RS
	320	96 - 97	671 RSI	675 RSI	▲	▲							▲	▲	△	△		
	400 F	00	671 RSI	675 RSI	▲	▲							▲	▲	△	△		
	400 F	01	671 RSI	604 RSI	▲	▲							▲	▲	△	△		
	400 F Enduro	01	671 SI	604 SI	▲	▲							▲	▲	△	△		
SMF	400 F	02	566 RSI	604 RSI	△	△									△	△		
SMR	400 F	03	566 RSI	604 RSI	△	△									△	△		
	450 F	02 - 04	671 RSI	604 RSI	▲	▲							▲	▲	△	△		
	450 F	05 -	671 RSI	790 RSI	▲	▲							▲	▲	△	△		
	450 F Enduro	02 - 04	671 SI	604 SI	▲	▲							▲	▲	△	△		
	450 F Enduro	05 -	671 SI	790 SI	▲	▲							▲	▲	△	△		
SMR	450 F	04 -	566 RSI	604 RSI	△	△									△	△		
SMX	450 F	03	566 RSI	604 RSI	△	△									△	△		
SMX	450 F	04 -	762 RS	604 RSI	△	△									△	△		△
	530 F	01 - 04	671 RSI	604 RSI	▲	▲							▲	▲	△	△		
	530 F	05 -	671 RSI	790 RSI	▲	▲							▲	▲	△	△		
	530 F Enduro	01 - 04	671 SI	604 SI	▲	▲							▲	▲	△	△		
	530 F Enduro	05 -	671 SI	790 SI	▲	▲							▲	▲	△	△		
SMR	530 F	03 -	566 RSI	604 RSI	△	△									△	△		
SMX	600 F	03	566 RSI	604 RSI	△	△									△	△		
SMX	660 F	04 -	762 RS	604 RSI	△	△									△	△		△
TOMOS																		
	Revival	02 -	123 HF		△				△									
	Streetmate	03 -	123 HF		△				△									
	50 Hip Hop	06 -	105 HF		▲				△									
	50 Racing	06 -	105 HF		▲				△									
	50 Street Soul	06 -	105 HF		▲				△									
	50 Youngst'r	06 -	105 HF		▲				△									
BT	50 S	89	595 HF		△													
MC	50 Senior Pro	04 -	667 HF	667 HF	△	△												
N	50 AT, BT	91 -	595 HF		△													
SE	50	05 -	148 HF	105 HF	▲	▲			△	△								
CTX	80	89	595 HF		△													
MC	125 T	06 -	817 HF	559 HF	▲	▲												
SE	125	05 -	817 HF	559 HF	▲	▲												
SM	125 F (Rad.cal)	06 -	821 HS	559 HF		▲	▲											
TORNAX																		
RX	80		519 HF		△													
TRIUMPH																		
	600 Daytona	04	624 HS*	614 LS	△	△	△	△									△	△
	600 Speed Four	03 -	624 HS*	614 LS	△	△	△	△										
TT	600	00 - 03	624 HS*	614 LS	▲	▲	▲	▲									△	△
	650 Daytona	05 -	624 HS*	614 LS	▲	▲	▲	▲										
	675 Daytona (Rad.cal)	06 - 08	782 HS*	614 LS	▲	▲	▲	▲									△	△
	675 Daytona Triple (Rad.cal)	09 -	864 HS*	614 LS		△	△	△									△	△
	675 Street Triple	08 -	627 HS*	614 LS	▲	▲	▲	▲										
	675 Street Triple R	09 -	782 HS*	614 LS	△	△	△	△										
	750 Bonneville	84 -	554 HF		△													
	750 Bonneville U.K.	87 -	506 HF*	506 HF	△	△												
	750 Daytona	91 - 92	624 HS*	633 LS	▲	▲	▲	▲										
	750 Trident Left/Rear	91 -	638 HS	638 LS	△	△	△	△										
	750 Trident Right	91 -	611 HS		△		△											
	750 Trident T160V	75 - 77	523 HF	523 HF	△	△												
T140	750 D,E,F,V Bonneville	76 - 81	523 HF	523 HF	△	△												
T140	750 ES Bonneville	81 - 83	523 HF*	523 HF	△	△												
TR65	750 Thunderbird	81 -	523 HF		△													
TR7T	750 Tiger Trail	81 - 83	523 HF		△													
TR7V	750 Tiger	73 - 81	523 HF	523 HF	△	△												
TSS	750	83	523 HF*	523 HF	△	△												
TSS	750 Electro Eight Valve	84 -	523 HF		△													
TSX	750	83	523 HF	523 HF	△	△												
	800 America	03 - 06	627 HS	611 LS	△	△	△	△										
	800 Bonneville	01 - 04	627 HS	611 LS	△	△	△	△										
	800 Bonneville America	02 -	627 HS	611 LS	△	△	△	△										
	800 Bonneville T100 Centennial Edition	02 - 04	627 HS	611 LS	△	△	△	△										

ALWAYS choose quality as "RECOMMENDED" / Choisissez TOUJOURS la qualité "RECOMMANDÉE".

* = 2 sets required / 2 jeux pour l'Avant.

△ = Available quality / Qualité disponible. ▲ = Available quality mit ABE / Qualité disponible avec ABE.

▲ = Mit ABE vorne und hinten. TÜV-Abnahme entfällt (gilt nur für Scheibenbremsbeläge).



RECOMMENDED

1xx = Scooter Pads
5xx = Street, Off Road & Racing Pads
2xxx = Brake Shoes



STREET

EXCEL



MAXI

CARBON



MAXI

SINTER



OFF ROAD

OFF ROAD



RACING

OFF ROAD



RACING

ROAD RACING



TRIUMPH

					HF	HF	HS	LS	CT	CT	MS	MS	SI	SI	RSI	RSI	DC	RS
800	Bonneville T100 Paul Smith	06 - 08	627 HS	611 LS	▲	▲	▲	▲										
800	Speedmaster	03 - 04	627 HS*	611 LS	△	△	△	△										
900	Adventurer	96 -	627 HS	630 LS	▲	▲	▲	▲										
900	America	07 -	627 HS	611 LS	▲	▲	▲	▲										
900	Bonneville	05 - 08	627 HS	638 LS	▲	▲	▲	▲										
900	Bonneville	09 -	627 HS	611 LS	△	△	△	△										
900	Bonneville SE	09 -	627 HS	611 LS	△	△	△	△										
900	Bonneville T100	05 - 08	627 HS	638 LS	▲	▲	▲	▲										
900	Bonneville T100	09 -	627 HS	611 LS	△	△	△	△										
900	Daytona	91 - 94	624 HS*	633 LS	▲	▲	▲	▲										
900	Daytona Super III	94 -	683 HS*	633 LS	▲	▲	▲	▲										
900	Daytona, Sprint	94 -	624 HS*	638 LS	△	△	△	△										
900	Daytona, Sprint Left/Rear	93	638 HS	638 LS	▲	▲	▲	▲										
900	Daytona, Sprint Right	93	611 HS		▲		▲											
900	Legend TT	99 -	627 HS	630 LS	▲	▲	▲	▲										
900	Scrambler	06 -	627 HS	611 LS	▲	▲	▲	▲										
900	Speed Triple	94 -	624 HS*	638 LS	▲	▲	▲	▲										
900	Speedmaster	05 -	627 HS*	611 LS	▲	▲	▲	▲										
900	Thrupton	04 -	627 HS	611 LS	△	△	△	△										
900	Thunderbird	96 -	627 HS	630 LS	▲	▲	▲	▲										
900	Thunderbird Sport	03 -	627 HS*	630 LS	△	△	△	△										
900	Tiger	99 - 00	627 HS*	630 LS	△	△	△	△										
900	Tiger Left/Rear	93 - 98	638 HS	638 LS	▲	▲	▲	▲										
900	Tiger Right	93 - 98	611 HS		▲		▲											
900	Trident Left/Rear	91 -	638 HS	638 LS	▲	▲	▲	▲										
900	Trident Right	91 -	611 HS		▲		▲											
900	Trophy	96 -	624 HS*	633 LS	▲	▲	▲	▲										
900	Trophy Left/Rear	91 - 95	638 HS	638 LS	▲	▲	▲	▲										
900	Trophy Right	91 - 95	611 HS		▲		▲											
T509	900 Speed Triple	97 - 98	624 HS*	611 LS	▲	▲	▲	▲										
T595	950 Daytona	96 - 98	624 HS*	611 LS	▲	▲	▲	▲										
	955 Daytona	99 -	624 HS*	611 LS	▲	▲	▲	▲										
	955 Daytona Centennial	02 -	624 HS*	611 LS	△	△	△	△										
	955 Speed Triple	99 -	624 HS*	611 LS	▲	▲	▲	▲										
	955 Sprint RS	00 -	624 HS*	611 LS	△	△	△	△										
	955 Sprint ST	99 - 04	624 HS*	611 LS	△	△	△	△										
	955 Tiger	01 - 04	627 HS*	630 LS	△	△	△	△										
	955 Tiger	04 - 06	627 HS*	638 LS	△	△	△	△										
1000	Daytona	91 - 95	624 HS*	633 LS	▲	▲	▲	▲										
1000	Trophy Left/Rear	91 - 95	638 HS	638 LS	△	△	△	△										
1000	Trophy Right	91 - 95	611 HS		△		△											
1050	Speed Triple (Rad.cal)	05 - 07	782 HS*	611 LS	▲	▲	▲	▲										
1050	Speed Triple (Rad.cal)	08 -	762 HS*	611 LS	▲	▲	▲	▲										
1050	Sprint ST	05 -	624 HS*	611 LS	▲	▲	▲	▲										
1050	Tiger	07 -	782 HS*	638 LS	▲	▲	▲	▲										
1050	Tiger SE (Rad.cal)	09 -	782 HS*	638 LS	△	△	△	△										
1200	Daytona	91 -	624 HS*	633 LS	▲	▲	▲	▲										
1200	Trophy	96 - 03	624 HS*	633 LS	△	△	△	△						△				
1200	Trophy Left/Rear	91 - 95	638 HS	638 LS	▲	▲	▲	▲										
1200	Trophy Right	91 - 95	611 HS		▲		▲											
1600	Thunderbird	09 -	624 HS*	674 LS	△	△	△	△										
2300	Rocket III	04 -	624 HS*	674 LS	△	△	△	△										
2300	Rocket III Classic	07 -	624 HS*	674 LS	▲	▲	▲	▲										
2300	Rocket III Roadster	10 -	624 HS*	674 LS	△	△	△	△										

UVM

50	BeThere	99 -	101 HF		△				△									
50	Bingo	99 -	101 HF		△				△									
125	BeThere	99 -	101 CT		△				△									
125	Bingo	99 -	101 CT		△				△									
125	Paragon	99 -	101 CT		△				△									

VELOCIFERO

50	Velocifero	94 -	2189	2181														
----	------------	------	------	------	--	--	--	--	--	--	--	--	--	--	--	--	--	--

VERTEMATI

C	500 Cross	02 -	671 RSI	675 RSI	▲	▲								▲	▲	△	△	
E	501 Enduro	02 -	671 SI	675 SI	▲	▲								▲	▲	△	△	

ALWAYS choose quality as **"RECOMMENDED"** / Choisissez **TOUJOURS** la qualité **"RECOMMANDÉE"**.

* = 2 sets required / 2 jeux pour l'Avant.

△ = Available quality / Qualité disponible. ▲ = Available quality mit ABE / Qualité disponible avec ABE.

▲ = Mit ABE vorne und hinten. TÜV-Abnahme entfällt (gilt nur für Scheibenbremsbeläge).



RECOMMENDED

1xx = Scooter Pads
5xx = Street, Off Road & Racing Pads
2xxx = Brake Shoes



STREET



STREET EXCEL



MAXI CARBON



MAXI SINTER



OFF ROAD



RACING OFF ROAD



RACING ROAD RACING



VERTEMATI				HF	HF	HS	LS	CT	CT	MS	MS	SI	SI	RSI	RSI	DC	RS
S	501	Supermotard	02-	671 HF	675 HF	▲	▲					▲	▲	△	△		
VICTORY																	
	1500	Kingpin	04- 05	706 HS	674 LS	△	△	△	△								
	1500	Touring Cruiser	03- 06	706 HS*	674 LS	△	△	△	△								
	1500	V92C Cruiser	98- 02	706 HS	674 LS	△	△	△	△								
	1500	V92C Deluxe	01- 02	706 HS	674 LS	△	△	△	△								
	1500	V92SC Sport Cruiser	00- 02	706 HS*	674 LS	△	△	△	△								
	1500	Vegas	03- 05	706 HS	674 LS	△	△	△	△								
	1500	Vegas 8-Ball	05	706 HS	674 LS	▲	▲	▲	▲								
	1634	Hammer	05- 07	706 HS	674 LS	▲	▲	▲	▲								
	1634	Hammer	08	624 HS*	630 LS	△	△	△	△								
	1634	Hammer S	06- 08	706 HS	674 LS	▲	▲	▲	▲								
	1634	Kingpin	06- 07	706 HS	674 LS	△	△	△	△								
	1634	Kingpin all models	08-	624 HS	630 LS	△	△	△	△								
	1634	Kingpin Tour	06- 07	706 HS	674 LS	▲	▲	▲	▲								
	1634	Vegas	06- 07	706 HS	674 LS	△	△	△	△								
	1634	Vegas	08-	624 HS	630 LS	△	△	△	△								
	1634	Vegas 8-Ball	06- 07	706 HS	674 LS	△	△	△	△								
	1634	Vegas 8-Ball	08-	624 HS	630 LS	△	△	△	△								
	1634	Vegas Jackpot	06- 07	706 HS	674 LS	▲	▲	▲	▲								
	1634	Vegas Jackpot	08	624 HS	630 LS	△	△	△	△								
	1731	Hammer	09-	624 HS*	630 LS	△	△	△	△								
	1731	Hammer S	09-	624 HS*	630 LS	△	△	△	△								
	1731	Vegas Jackpot	09-	624 HS	630 LS	△	△	△	△								
	1731	Vision all models	08-	735 HS*	630 LS	△	△	△	△								
VOR																	
	400	Cross	00- 01	671 RSI	675 RSI	▲	▲					▲	▲	△	△		
	400	Enduro	00- 01	671 SI	675 SI	▲	▲					▲	▲	△	△		
EN	400		02-	671 SI	675 SI	▲	▲					▲	▲	△	△		
MX	400		02	671 RSI	675 RSI	▲	▲					▲	▲	△	△		
SM	400		02	566 RSI	675 RSI	△	△	△	△					△	△		
EN	450		02-	671 SI	675 SI	▲	▲					▲	▲	△	△		
MX	450		02-	671 RSI	675 RSI	▲	▲					▲	▲	△	△		
SM	450		02-	566 RSI	675 RSI	△	△	△	△					△	△		
	500	492 Enduro	99	671 SI	675 SI	▲	▲					▲	▲	△	△		
	500	492 Super Motard	00- 01	566 HF	675 HF	△	△	△	△					△	△		
	500	495 Cross	99	671 RSI	675 RSI	▲	▲					▲	▲	△	△		
EN	530		02-	671 SI	675 SI	▲	▲					▲	▲	△	△		
MX	530		02-	671 RSI	675 RSI	▲	▲					▲	▲	△	△		
SM	530		02-	566 RSI	675 RSI	△	△	△	△					△	△		
VOXAN																	
	1000	Cafe Racer	01-	566 HS*	730 LS	△	△	△	△								
	1000	Roadster	01-	566 HS*	730 LS	△	△	△	△								
	1000	Scrambler	01- 03	627 HF*	633 HF	△	△	△	△								
VB1	1000	EVO	04-	706 HS*	730 LS	△	△	△	△							△	△
WRM																	
	450	MX	06-	671 RSI	791 RSI	▲	▲					▲	▲	△	△		
XINGFU																	
XF	150	A	97-	572 HF		△											
YAMAHA																	
		AJP Caliper incl. pin/spring		188 HF		△											
	50	Axis Pro Foot	92-	111 HF	2012	△			△								
	50	Beluga	- 89	2021	2021												
	50	Beluga	90-	2050	2050												
	50	Cygnus	96-	107 HF		△			△								
	50	Jog R/RR	02-	123 HF		▲			△								
	50	Neo's 4	09-	123 HF					△								
	50	Slider	00-	145 HF		▲			△								
	50	Why	99-	123 HF	2050	▲			△								
BW	50		91- 94	2050	2050												
BW	50	Bump	97- 98	123 HF	2050	▲			△								
BW	50	Bump	99- 01	123 HF	2050	▲			△								

ALWAYS choose quality as "RECOMMENDED" / Choisissez TOUJOURS la qualité "RECOMMANDÉE".

* = 2 sets required / 2 jeux pour l'Avant.

△ = Available quality / Qualité disponible. ▲ = Available quality mit ABE / Qualité disponible avec ABE.

▲ = Mit ABE vorne und hinten. TÜV-Abnahme entfällt (gilt nur für Scheibenbremsbeläge).



RECOMMENDED

1xx = Scooter Pads
5xx = Street, Off Road & Racing Pads
2xxx = Brake Shoes



YAMAHA						STREET		STREET EXCEL		MAXI CARBON		MAXI SINTER		OFF ROAD		RACING OFF ROAD		RACING ROAD RACING		
						HF	HF	HS	LS	CT	CT	MS	MS	SI	SI	RSI	RSI	DC	RS	
BW	50	Bump	02 -	123 HF	2050	▲				△										
BW	50	Next Generation	96 -	123 HF	2050	▲				△										
BW	50	Sports Spec R	02 -	123 HF		▲				△										
BW	50	Spy	95 - 96	123 HF	2050	△				△										
BW	50	Spy	97 - 98	123 HF	2050	▲				△										
BW	50	Spy	99 - 01	123 HF	2050	▲				△										
BW	50	Spy	02 -	123 HF	2050	▲				△										
CA	50	Riva Salient	83 - 86	2112	2021															
CG	50	A, B Riva Jog	90 - 91	2112	2021															
CR	50	Target	91 -	111 HF	2028	△				△										
CR	50	Z	91 - 95	111 HF	2050	▲				△										
CV	50	Jog, Jog ZR	01 -	165 HF		▲				△										
CW	50	TA Zuma	90	2050	2050															
CX	50		88 -	2028	2028															
CY	50	F Jog	94	2021	2028															
DT	50	LCD	98 -	136 HF	2028	△				△										
DT	50	M, MX	78 - 86	2032	2032															
DT	50	MX	87 - 90	2050	2050															
DT	50	R	89 - 95	575 HF	2050	▲														
DT	50	R	96 - 97	107 HF	2050	▲				△										
DT	50	R	98 - 03	109 HF	2028	△				△										
DT	50	R	04 -	105 HF	167 HF	△	△			△	△									
DT	50	X Supermotard	04 -	168 HF	167 HF	△	△			△	△									
FS	50	DX	75 - 79	500 HF	2032	△														
FS1	50	DX	77 - 78	500 HF	2032	△														
FS1	50	DX	79 - 81	531 HF	2032	△														
FS1	50	E	74 - 76	2032	2032															
FS1	50	SE	81 - 82	2032	2032															
FZR	50		90 -	638 HF	570 HF	△	△													
FZR	50		92 -	611 HF	632 HF	△	△													
JOG	50	(Spain)	88 -	111 HF	2021	△				△										
JOG	50	CY	90 - 92	2021	2050															
JOG	50	E	88 - 90	2112	2021															
JOG	50	R		111 HF	2050	△				△										
JOG-Z	50		88 - 89	619 HF	2182	△														
JOG-Z	50		90 -	114 HF	2021	△				△										
LB	50	Chappy	80 -	2032	2032															
LC	50	M, Bop, G,H Champ	80 - 81	2021	2021															
MA	50	M, QT 50	80 -	2112	2112															
MJ	50	J,M Towny	82	2112	2112															
MJ	50	M Towny	81 - 93	2112	2112															
MS	50		85 - 86	2112	2021															
PW	50	A-G	90 - 95	2112	2112															
PW	50	H, J, K, N, S, T	80 - 87	2112	2112															
PW	50	H1	96 -	2112	2112															
QA	50	Pocke	83 -	2112	2112															
QB	50	Vogel	83 -	2112	2112															
QT	50	Yamahopper	79 - 87	2112	2112															
RD	50		76 - 78	500 HF	2032	△														
RD	50	M	79 - 80	531 HF	2032	△														
RD	50	MX	81 - 87	547 HF	2032	▲														
RS	50	Champ	88 -	111 HF	2021	△				△										
RX	50	K	83 -	547 HF	2032	△														
SA	50	M, ME Passola	80 - 84	2112	2021															
SG	50	Sting	84 -	2021	2021															
SH	50	E, F Razz	93 - 95	2112	2021															
SH	50	Mint	93 -	2112	2021															
SH	50	T,EMT,U,MU,W,MW,A,MA,B, D,MD	87 - 93	2112	2021															
T	50		86 -	2050	2050															
TDR	50		90 -	107 HF	107 HF	△	△			△	△									
TRAFIC	50	M	83 -	2050	2050															
TY	50	, M	77 - 80	2032	2032															
TZM	50	R	94 -	134 HF	107 HF	△	△			△	△	△								
TZR	50		90 - 92	134 HF	107 HF	△	△			△	△	△								
TZR	50		93 - 02	134 HF	137 HF	△	△			△	△	△								
TZR	50		03 -	168 HF	105 HF	▲	▲			△	△									
V	50	M	83	2050	2050															

ALWAYS choose quality as **"RECOMMENDED"** / Choisissez **TOUJOURS** la qualité **"RECOMMANDÉE"**.

* = 2 sets required / 2 jeux pour l'Avant.

△ = Available quality / Qualité disponible. ▲ = Available quality mit ABE / Qualité disponible avec ABE.

▲ = Mit ABE vorne und hinten. TÜV-Abnahme entfällt (gilt nur für Scheibenbremsbeläge).



RECOMMENDED

1xx = Scooter Pads
5xx = Street, Off Road & Racing Pads
2xxx = Brake Shoes

STREET

STREET EXCEL

MAXI CARBON

MAXI SINTER

OFF ROAD

RACING OFF ROAD

RACING ROAD RACING

YAMAHA						STREET		STREET EXCEL		MAXI CARBON		MAXI SINTER		OFF ROAD		RACING OFF ROAD		RACING ROAD RACING		
						HF	HF	HS	LS	CT	CT	MS	MS	SI	SI	RSI	RSI	DC	RS	
V	50	M, P	74-82	2032	2032															
YA	50	Axis Mofa	97-	123 HF	2050	▲				△										
YE	50	Zest (Italy)	92-95	114 HF	2028	△				△										
YE	50	Zest (Japan)	92-95	111 HF	2021	▲				△										
YFM	50	Raptor	04-	2028	2034															
YH	50		98-	114 HF		△				△										
YM	50	Breeze, Fizz	95-	114 HF	2050	▲				△										
YN	50	Neo's, LC	97-	123 HF	2050	▲				△										
YQ	50	Aerox	97-00	114 HF	145 HF	▲	▲			△	△									
YQ	50	Aerox	01-	114 HF	145 HF	▲	▲			△	△									
YSR	50	A, B	90-91	575 HF	2028	△														
YSR	50	D	92	575 HF	2032	△														
YSR	50	T,U,W	87-89	575 HF	2028	△														
YZ	50	G, H, J, K	80-83	2182	2182															
RD	60	A, B	73-75	2032	2032															
YF	60	S Moto 4	86		2050															
YT	60	L, N Tri Zinger	84-85		2050															
YZ	60		85-	2182	2182															
V	70	A	76	2032	2032															
V	75	A	77	2032	2032															
	80	Beluga	-89	2028	2028															
BW	80		86-90	2182	2182															
CH	80	Beluga (CH 80)	90-	2050	2021															
CJ	80		86-	2182	2182															
CV	80	Riva	83-87	2028	2028															
CW	80	Beluga	81-83	2028	2028															
DT	80	LC	81-84	550 HF	2034	▲														
DT	80	LC-2	85-92	575 HF	2034	▲								▲		△				
DT	80	MX	81-83	2032	2032															
DT	80	MX, MXS	84-85	2050	2050															
LB2	80	Bop 2	80	2032	2032															
PW	80	B,D,E,F,G	91-95	2182	2028															
PW	80	H	96-	2182	2028															
PW	80	K,N,S	83-85	2182	2050															
RD	80	LC	81-	550 HF	2032	▲														
RD	80	LC	83-	575 HF	2032	▲														
RD	80	MX	81-	547 HF	2032	▲														
RX	80	SE	82-	547 HF	2032	▲														
T	80	Townmate	83-97	2050	2050															
TDR	80		89	575 HF	575 HF	▲	▲							▲	▲	△	△			
TY	80		77-82	2182	2032															
TY	80		83-	2182	2028															
TZR	80		-91	570 HF	2034	△														
TZR	80		92-	619 HF	575 HF	△	△													
V	80		79-82	2032	2032															
V	80	DL	83-	2050	2050															
VN	80	NW	88-	2034	2034															
YD	80		89-	611 HF	632 HF	△	△													
YE	80	Zest (Italy)	93-	114 HF		△				△										
YE	80	Zest (Japan)	93-	111 HF	2021	▲				△										
YFM	80	G-M Badger	95-	2028	2034															
YFM	80	Grizzly	05-	2028	2034															
YFM	80	Raptor	02-	2028	2034															
YFM	80	T, U	87-88	2050	2034															
YSR	80		86-	575 HF	2028	△														
YZ	80	A,B,C,D,E,F	74-79	2182	2032															
YZ	80	A,B,D	90-92	589 SI	2182	▲	▲							▲		△				
YZ	80	E,F,G,H1,J1	93-01	589 RSI	592 RSI	▲	▲							▲	▲	△	△			
YZ	80	G, H, J, K, L, M, N	80-85	2182	2182															
YZ	80	S,T,U,W,	86-89	589 SI	2182	▲								▲		△				
YZ	85	, LW	02-	589 RSI	592 RSI	▲	▲							▲	▲	△	△			
	90	Axis Pro Foot	94-	111 HF		△				△										
CR	90	Target	91-	111 HF	2028	△				△										
JOG	90		90-	111 HF	2021	△				△										
RD	90		76-	500 HF		△														
TT-R	90		00-	2182	2028															
V	90		78-	2032	2032															
YA	90	Axis	90-	111 HF	2032	△				△										

ALWAYS choose quality as "RECOMMENDED" / Choisissez TOUJOURS la qualité "RECOMMANDÉE".

* = 2 sets required / 2 jeux pour l'Avant.

△ = Available quality / Qualité disponible. ▲ = Available quality mit ABE / Qualité disponible avec ABE.

▲ = Mit ABE vorne und hinten. TÜV-Abnahme entfällt (gilt nur für Scheibenbremsbeläge).



RECOMMENDED

1xx = Scooter Pads
5xx = Street, Off Road & Racing Pads
2xxx = Brake Shoes



YAMAHA					HF	HF	HS	LS	CT	CT	MS	MS	SI	SI	RSI	RSI	DC	RS
	100	Aerox	00-	123 HF	2034	▲				△								
	100	Neo's	00-	123 HF	2034	▲				△								
AG	100	Farmbike	- 91	2032	2034													
AG	100	Farmbike	92- 93	2050	2034													
DT	100		76- 80	2032	2034													
FJ	100	L, LC	84-	555 HF	555 HF	△												
RD	100		80-	531 HF		△												
RD	100	D	76- 79	500 HF		△												
RS	100		75- 80	2032	2032													
RS	100	DX	77- 79	500 HF	2028	△												
RS	100	DX	80- 82	531 HF	2028	△												
RT	100	A-H	90- 96	2028	2028													
RX	100		76- 79	500 HF	2032	△												
RX	100		84-	550 HF	2032	△												
RXS	100		83- 97	2050	2050													
YB	100		78- 81	2032	2032													
YB	100		82- 86	2032	2028													
YB	100		87- 92	2028	2028													
YZ	100	E, F, G, H	78- 81	2032	2034													
YZ	100	J, K	82- 83	2028	2034													
	105	Crypton	98-	107 HF	2050	△				△								
	110	Mio	05- 07	165 HF		△				△								
	110	Mio Sporty	05- 07	165 HF		△				△								
	110	Nouvo	06- 07	165 HF		△				△								
TT-R	110		08-	2182	2028													
RX	115	S	82-	550 HF	2032	△												
	125	Cygnus X	05-	190 CT		▲				△								
	125	Maxter	01-	151 CT*	157 CT	▲	▲			△	△	△	△					
	125	X-City	08-	194 CT	157 CT	△	△			△	△	△	△					
BL	125	Beluga	85- 87	2034	2034													
BL	125	Beluga	88- 92	2115	2034													
BL	125	Beluga	93-	2115	2034													
DT	125	E, MX, LC	74- 85	2034	2034													
DT	125	LC	85- 87	575 HF	2034	▲								▲		△		
DT	125	MX	90-	2034	2034													
DT	125	R	96- 97	107 CT	107 CT	▲	▲			△	△							
DT	125	R	98-	107 CT	107 CT	▲	▲			△	△							
DT	125	R, Electric	88- 03	575 HF	575 HF	▲	▲							▲	▲	△	△	
DT	125	Tenere	89- 90	608 HF	2034	▲								▲		△		
DT	125	Tenere Scout	90-	653 HF	635 HF	△	△											
DT	125	X Supermotard	05-	674 HF	632 HF	▲	▲											
DTZ	125	Tenere	90-	653 HF	635 HF	△	△											
IT	125	G, H, J	80- 82	2032	2034													
RD	125	DX	75- 77	500 HF	2034	△												
RD	125	DX	78- 81	531 HF	2037	△												
RD	125	LC	82- 84	550 HF*	2034	▲												
RD	125	LC	85- 87	570 HF	2034	▲												
RS	125	DX	76- 79	500 HF	2034	△												
RS	125	DX	80- 86	531 HF	2034	△												
SR	125		92- 96	550 HF	2050	△												
SR	125		97- 02	691 HF	2050	▲												
SR	125	Flame	96-	575 HF		▲												
SR	125	SE	82	2034	2028													
SX	125	R	88-	536 HF		△												
TDR	125	(Italy)	90- 93	608 SI	692 SI	△	△							△	△	△	△	
TDR	125	R	93- 03	691 HS	575 LS	▲	▲	▲	▲									
TT-R	125		00-	2028	2028													
TT-R	125	LW	00-	589 SI	2028	▲								▲		△		
TW	125		99- 01	728 HF	2028	▲												
TW	125		02-	728 HF	2028	▲												
TY	125		80- 82	2032	2034													
TZ	125		97-	624 DC	659 RQ	▲	▲											△
TZR	125		87- 88	570 HF	2034	△												
TZR	125		89- 92	555 HF	570 HF	△	△											
TZR	125		93	691 HF	555 HF	△	△											
TZR	125		94	634 HF	555 HF	△	△											△
TZR	125	R	94-	634 HF	570 HF	△	△											△
WR	125		91- 97	611 SI	632 SI	▲								▲	▲	△	△	

ALWAYS choose quality as **"RECOMMENDED"** / Choisissez **TOUJOURS** la qualité **"RECOMMANDÉE"**.

* = 2 sets required / 2 jeux pour l'Avant.

△ = Available quality / Qualité disponible. ▲ = Available quality mit ABE / Qualité disponible avec ABE.

▲ = Mit ABE vorne und hinten. TÜV-Abnahme entfällt (gilt nur für Scheibenbremsbeläge).



RECOMMENDED

1xx = Scooter Pads
5xx = Street, Off Road & Racing Pads
2xxx = Brake Shoes



STREET



STREET EXCEL



MAXI CARBON



MAXI SINTER



OFF ROAD



RACING OFF ROAD



RACING ROAD RACING



YAMAHA					HF	HF	HS	LS	CT	CT	MS	MS	SI	SI	RSI	RSI	DC	RS	
WR	125		98- 02	694 SI	604 SI	▲	▲							▲	▲	△	△		
WR	125	R, XY	09-	627 HF	790 HF	△	△												
XC	125	Beluga	85	2034	2034														
XC	125	Beluga, Riva	87- 92	2115	2034														
XC	125	Cygnus F	00-	107 CT	2034	▲				△									
XC	125	E, F Riva	93-	2115	2034														
XC	125	F	00-	107 CT	2034	▲				△									
XC	125	TR Cygnus, R	96-	107 CT	2034	▲				△									
XC	125	Vity	08-	858 HF		▲													
XN	125	Teos	01-	123 CT	2199	▲				△									
XT	125		82-	2034	2028														
XT	125	R	05-	773 HF	559 HF	▲	▲												
XT	125	X Supermotard	05-	774 HF	559 HF	△	▲												
XTZ	125		05-	611 HF		▲													
XV	125	Virago	97-	691 HF	2034	▲													
XVS	125	Drag Star	00-	691 HF	2199	▲													
Y	125	Fair Breeze	92-	2050															
YBR	125		06- 07	575 HF	2034	▲													
YBR	125		08-	858 HF		△													
YFA	125	1 G-M Breeze	95-	2028	2034														
YFM	125	Grizzly	04-	2028	2034														
YP	125		89-	2037	2034														
YP	125	Majesty	01-	151 CT	157 CT	▲	▲			△	△	△	△						
YP	125	R Majesty	99- 00	151 CT	2199	▲				△		△							
YP	125	X-Max	06-	194 CT	157 CT	▲	▲			△	△	△	△						
YT	125	G, H, Tri Moto	80- 81		617 HF														
YZ	125		76- 82	2033	2034														
YZ	125		90- 95	611 RSI	632 RSI	▲	▲							▲	▲	△	△		
YZ	125		96- 97	611 RSI	648 RSI	▲	▲							▲	▲	△	△		
YZ	125		98- 02	694 RSI	604 RSI	▲	▲							▲	▲	△	△		
YZ	125		03- 07	694 RSI	790 RSI	▲								▲	▲	△	△		
YZ	125		08-	840 RSI	790 RSI									△	△	△	△		
YZ	125	A,B	74- 75	2032	2034														
YZ	125	K	83	2033	2049														
YZ	125	L	84	2036	2049														
YZ	125	N, S, T	85- 87	580 SI	2049	▲								▲		△			
YZ	125	U	88	580 RSI	575 RSI	▲	▲							▲	▲	△	△		
YZ	125	V, W	89	611 RSI	584 RSI	▲	▲							▲	▲	△	△		
YZF	125	R	08-	671 HF	810 HF	▲	▲	▲											
	135	Crypton X	08-	858 HF		△													
	150	Teos	02-	123 CT	2199	△				△									
XC	150	Fly One	92-	575 HF	2012	△													
XC	150	Fly One R	98-	107 CT	2028	△				△									
XQ	150	Maxter	01-	151 CT*	157 CT	▲	▲			△	△	△	△						
YP	150	Majesty	01-	151 CT	157 CT	▲	▲			△	△	△	△						
DT	175		95- 99	2034	2034														
DT	175		00-	728 HF	2034	△													
DT	175	all models	74- 83	2034	2034														
IT	175	G, H, J	80- 82	2033	2034														
TY	175		77- 80	2032	2034														
YT	175	J, K Tri Moto	82- 83	2028	576 HF			△											
RT	180	A, B, D	90- 92	596 HF	2034	△													
RT	180	E	93	596 HF	2034	△													
RT	180	G,H	95- 96	575 SI	2034	▲								▲		△			
XC	180	Cygnus, Riva	83- 85	2115	2037														
YP	180	R Majesty	03	151 CT	2199	▲				△		△							
YP	180	R Majesty	04-	151 CT	157 CT	△	△			△	△	△	△						
SR	185	Exiter, H, J	81- 82	2034	2028														
BW	200		85- 88	2028	2028														
DT	200	R	85- 87	575 HF	2034	▲								▲		△			
DT	200	R	89	575 HF	575 HF	▲	▲							▲	▲	△	△		
DT	200	WR	91- 93	611 HF	632 HF	△	△												
IT	200		85-	575 SI	2049	▲								▲		△			
IT	200	L, N	84- 85	2049	2049														
IT	200	S	86	580 HF	2049	△													
RD	200	A, B	74- 75	2113	2037														
RD	200	DX	76- 78	500 HF	2037	△													
RD	200	DX	78- 81	531 HF	2037	△													

ALWAYS choose quality as **"RECOMMENDED"** / Choisissez **TOUJOURS** la qualité **"RECOMMANDÉE"**.

* = 2 sets required / 2 jeux pour l'Avant.

△ = Available quality / Qualité disponible. ▲ = Available quality mit ABE / Qualité disponible avec ABE.

▲ = Mit ABE vorne und hinten. TÜV-Abnahme entfällt (gilt nur für Scheibenbremsbeläge).



RECOMMENDED

1xx = Scooter Pads
5xx = Street, Off Road & Racing Pads
2xxx = Brake Shoes



STREET

EXCEL



MAXI

CARBON



MAXI

SINTER



OFF ROAD



RACING

OFF ROAD



RACING

ROAD RACING



YAMAHA					HF	HF	HS	LS	CT	CT	MS	MS	SI	SI	RSI	RSI	DC	RS
RS	200		79	2037	2037													
SDR	200		88- 89	570 HF	570 HF	△	△											
SX	200 R		88-	536 HF		△												
TT	200		86-	575 HF	2028	▲								▲		△		
TW	200		87- 00	2034	2028													
TW	200		01-	728 HF	2028	△												
WR	200		91- 92	611 SI	632 SI	▲	▲							▲	▲	△	△	
XC	200 Riva		87-	2115	2034													
XT	200		85-	2034	2028													
YDS-7	200		73- 75	2113	2064													
YFM	200 DXS-DXW Moto 4		86- 87	2028	576 HF													△
YFM	200 N Moto 4		85- 89	2028	576 HF													△
YFS	200 R Blaster		03-	536 SI*	592 SI	▲	▲							▲	▲	△	△	
YFS	200 U-P Blaster		88- 02	2028	637 SI	▲	▲								▲		△	
YTM	200 K-N Tri Moto		83- 85	2028	576 HF													△
	225 Bronco, Cellow		97-	728 HF		△												
	225 Serow		85-	575 HF	2014	△												
TT	225 S,T		86- 00	575 HF	2028	▲								▲		△		
TTR	225		01-	575 SI	2028	▲								▲		△		
XT	225		01-	728 HF	2028	△												
XT	225 E-H		92- 00	575 HF	2028	▲								▲		△		
XT	225 Serow		86-	575 HF	2028	▲								▲		△		
YFM	225 S-U Moto 4		86- 88	2028	576 HF					△								△
YTM	225 DRN, DRS Tri Moto		85- 86	2028	576 HF					△								△
YTM	225 DXK-DXN Tri Moto		83- 85	2028	576 HF					△								△
TT-R	230		05-	611 SI	2034	△								△				
XV	240 Virago		92-	550 HF		△												
	250 X-City		08-	194 MS	155 MS	△	△			△	△	△	△					
DT	250 all models		75- 80	2035	2037													
FZ	250 Phazer N, S		85- 86	555 HF*	2034	△												
FZ	250 R		85	570 HF		△												
FZR	250		87- 88	590 HF*	570 HF	△	△											
FZR	250 R		89-	639 HF*	570 HF	△	△											
FZX	250 Zeal		91- 92	663 HS	570 LS	△	△	△	△									
GX	250 Left		80-	545 HF		△												
GX	250 Right		80-	528 HF		△												
IT	250		85-	575 SI	2037	▲								▲		△		
IT	250 G, H, J		80- 82	2033	2037													
IT	250 L		84	2036	2037													
NX	250		88	580 HF		△												
R1-Z	250		90-	639 HF	570 HF	△	△											
RD	250 A-C		73- 77	504 HF	2064	△												
RD	250 D		77	504 HF	504 HF	△	△											
RD	250 DX Left/Rear		80-	545 HF	2064	△												
RD	250 DX Right		80-	528 HF		△												
RD	250 E, F		78- 79	528 HF	528 HF	△	△											
RD	250 LC		80	535 HF	2064	▲												
RD	250 LC		81- 82	547 HF	2064	▲												
RD	250 LC		83-	550 HF	555 HF	▲	▲											
RZ	250 RR		88	570 HS*	570 LS	△	△	△	△									
RZR	250		90	570 HS*	570 LS	△	△	△	△									
SR	250		90-	2192	2034													
SR	250 SE		80- 82	2035	2034													
SRV	250		92- 97	663 HS		△		△										
SRX	250		84-	570 HF	2034	△												
SRX	250 T, TC		87	570 HF	2037	△												
TDR	250		88- 92	590 HF	570 HF	▲	▲											
TT	250		87- 92	580 HF	2034	△												
TT	250 R		93-	611 SI	632 SI	▲	▲							▲	▲	△	△	
TY	250 D, E		77- 78	2032	2034													
TY	250 H		81	2033	2037													
TY	250 R		91- 92	559 HF	2032	△												
TY	250 S, R		84- 90	2049	2032													
TY	250 Z		93- 96	559 HF	559 HF	△	△											
TY	250 Z (Scottish)		96-	575 RSI	632 RSI	△	△									△	△	
TZ	250		82-	504 HF		△												
TZ	250		90- 01	624 DC*	659 RQ	△	△											△
TZ	250 (Rad.cal)		02-	624 DC*	659 RQ	△	△											△

ALWAYS choose quality as **"RECOMMENDED"** / Choisissez **TOUJOURS** la qualité **"RECOMMANDÉE"**.

* = 2 sets required / 2 jeux pour l'Avant.

△ = Available quality / Qualité disponible. ▲ = Available quality mit ABE / Qualité disponible avec ABE.

▲ = Mit ABE vorne und hinten. TÜV-Abnahme entfällt (gilt nur für Scheibenbremsbeläge).



RECOMMENDED

1xx = Scooter Pads
5xx = Street, Off Road & Racing Pads
2xxx = Brake Shoes

STREET

STREET EXCEL

MAXI CARBON

MAXI SINTER

OFF ROAD

RACING OFF ROAD

RACING ROAD RACING

YAMAHA			1xx	5xx	2xxx	HF	HF	HS	LS	CT	CT	MS	MS	SI	SI	RSI	RSI	DC	RS
TZR	250		87-88	590 HF*	570 HF	▲	▲												
TZR	250		89-92	634 HF*	570 HF	▲	▲												△
TZR	250	R	94	566 HF*	659 HF	△	△												△
WR	250		90	611 SI	632 SI	▲	▲								▲	▲	△	△	
WR	250		92-93	611 SI	632 SI	▲	▲								▲	▲	△	△	
WR	250		94-97	611 SI	632 SI	▲	▲								▲	▲	△	△	
WR	250		98-02	694 SI	604 SI	▲	▲								▲	▲	△	△	
WR	250	F	01-02	694 SI	604 SI	▲	▲								▲	▲	△	△	
WR	250	F	03-	694 SI	790 SI	▲	▲								▲	▲	△	△	
WR	250	R	08-	694 HS	790 LS	△	△		△							△		△	
WR	250	X	08-	627 HS	790 LS	△	△		△										
WR	250	ZB	91	611 SI	632 SI	▲	▲								▲	▲	△	△	
XG	250	Tricker	05-	728 HF	632 HF	▲	▲												
XS	250	C	77-78	507 HF	507 HF	△	△												
XS	250	C	81	2113	2066														
XS	250	D, E	79-80	507 HF	2066	△													
XS	250	SE, SF	80-81	528 HF	2066	△													
XT	250		80-	2034	2034														
XV	250	Route 66	88-90	550 HF	2034	△													
XV	250	S Virago	95-97	691 HS	2034	▲		▲											
XV	250	S Virago	98-	691 HS	2034	▲		▲											
XV	250	Virago	88	550 HF	2034	△													
XV	250	Virago	89-94	616 HF	2034	▲													
XVS	250	Drag Star	01-	691 HF	2199	▲													
YBR	250		07-	638 HF		▲		▲											
YD	250		86-	2037	2035														
YD	250	S	90	555 HF	2035	△													
YFM	250	AN Bruin 2x4	05-	536 SI*		▲									▲		△		
YFM	250	Bear Tracker	01-	536 SI*		▲									▲		△		
YFM	250	Raptor Left/Rear	09-	850 SI	592 SI		△								△	△	△	△	
YFM	250	Raptor Right	09-	849 SI											△		△		
YFM	250	Timberwolf (YFB 250 G)	95	2035	2035														
YFM	250	W, A, B	89-91	2035	576 SI		△									△			
YFU1W	250	Pro Hauler	89-	2035	2177														
YP	250	D Majesty DX	98-	128 MS	155 MS	▲	▲			△	△	△	△						
YP	250	Majesty	96-	128 MS	2066	▲				△		△							
YP	250	Majesty DX/ABS	99-	128 MS	155 MS	▲	▲			△	△	△	△						
YP	250	X-Max	06-	194 MS	155 MS	▲	▲			△	△	△	△						
YTZ	250	N, S Tri Moto	85-86	575 SI	575 SI	△	△												
YZ	250		98-02	694 RSI	604 RSI	▲	▲								▲	▲	△	△	
YZ	250		03-07	694 RSI	790 RSI	▲									▲	▲	△	△	
YZ	250		08-	840 RSI	790 RSI										△	△	△	△	
YZ	250	A	90	611 RSI	632 RSI	▲	▲								▲	▲	△	△	
YZ	250	A,B,C,D,E,F	74-79	2033	2035														
YZ	250	B1-J1	91-97	611 RSI	648 RSI	△	△								△	△	△	△	
YZ	250	F	01-02	694 RSI	604 RSI	▲	▲								▲	▲	△	△	
YZ	250	F	03-06	694 RSI	790 RSI	▲									▲	▲	△	△	
YZ	250	F	07-09	840 RSI	790 RSI										▲	▲	△	△	
YZ	250	F	10-	840 RSI	790 RSI										△	△	△	△	
YZ	250	G	80	2033	2034														
YZ	250	H	81	2033	2037														
YZ	250	J, K, L	82-84	2036	2034														
YZ	250	N, S, T	85-87	580 SI	2034	▲									▲		△		
YZ	250	U	88	580 RSI	575 RSI	▲	▲								▲	▲	△	△	
YZ	250	V,W,WRW	89	611 RSI	584 RSI	▲	▲								▲	▲	△	△	
YZ	250	WRA,WRB	90-91	611 RSI	632 RSI	▲	▲								▲	▲	△	△	
VP	300	Versity	03-	151 MS	151 MS	▲	▲			△	△	△	△						
YFM	300	Warrior	89	536 SI	584 SI	△	△								△	△	△	△	
BW	350		87-	2049	2032														
RD	350	A, B	73-79	504 HF	2064	△													
RD	350	LC	80	535 HF*	2064	▲													
RD	350	LC	81-82	547 HF*	2064	▲													
RD	350	LC	85	570 HF*	570 HF	▲	▲												
RD	350	LC YPVS	83-84	550 HF*	555 HF	▲	▲												
RD	350	LC, F	85-90	570 HS*	570 LS	▲	▲	▲	▲										
RD	350	R	91-95	570 HS*	570 LS	△	△	△	△										
RZ	350	F	86-88	570 HS*	570 LS	△	△	△	△										
RZ	350	L, N, NC	84-85	550 HF*	555 HF	△	△												

ALWAYS choose quality as "RECOMMENDED" / Choisissez TOUJOURS la qualité "RECOMMANDÉE".

* = 2 sets required / 2 jeux pour l'Avant.

△ = Available quality / Qualité disponible. ▲ = Available quality mit ABE / Qualité disponible avec ABE.

▲ = Mit ABE vorne und hinten. TÜV-Abnahme entfällt (gilt nur für Scheibenbremsbeläge).



RECOMMENDED

1xx = Scooter Pads
5xx = Street, Off Road & Racing Pads
2xxx = Brake Shoes



STREET

EXCEL



MAXI

CARBON



MAXI

SINTER



OFF ROAD



RACING

OFF ROAD



RACING

ROAD RACING



YAMAHA

					HF	HF	HS	LS	CT	CT	MS	MS	SI	SI	RSI	RSI	DC	RS
TT	350		95 -	611 SI	632 SI	▲	▲							▲	▲	△	△	
TT	350	S,T	86 - 87	580 SI	2034	▲								▲		△		
TY	350		86 -		2049													
XT	350		85 - 90	575 HF	2034	▲								▲		△		
XT	350	B-H	91 - 96	575 HF	2034	▲								▲		△		
YFM	350	Bruin 2x4, 4x4	04 -	536 SI*		▲								▲		△		
YFM	350	ERT, ERU	87 - 88	2028	576 HF													
YFM	350	ERW, ERA-G	89 - 95	2035	576 HF													
YFM	350	FWB L, LC Big Bear	99	536 SI*	2066	▲								▲		△		
YFM	350	FWT, FWU Big Bear	87 - 88	2114	576 HF													
YFM	350	FWW, FWA-G Big Bear	89 - 95	2178	576 HF													
YFM	350	FXG-FXM Wolverine	95 -	536 SI*	592 SI	▲	▲							▲	▲	△	△	
YFM	350	R Raptor	04 -	592 SI*	592 SI	△	△							△	△	△	△	
YFM	350	UH, UJ, UK	96 - 98	2178	2066													
YFM	350	XG,XH Warrior	95 - 96	536 SI*	592 SI	▲	▲							▲	▲	△	△	
YFM	350	XT, XU Warrior	87 - 88	575 SI*	592 SI	△	△							△	△	△	△	
YFM	350	XW, XA-M Warrior	89 -	536 SI*	536 SI	▲	▲							▲	▲	△	△	
YFP	350	U Terrapro	88	2035	2177													
YFZ	350	A-M Banshee	90 - 06	536 SI*	592 SI	▲	▲							▲	▲	△	△	
YFZ	350	T-W Banshee	87 - 89	575 SI*	592 SI	▲	▲							▲	▲	△	△	
XS	360	B	76 -	504 HF	2064	△												
XS	360	C, D	77 -	507 HF	507 HF	△	△											
YZ	360		89	611 SI	584 SI	▲	▲							▲	▲	△	△	
	400	Artesia	91 -	650 HS	575 LS	△	△	△	△									
DT	400	all models	75 - 77	2035	2037													
FZ	400	N	87 -	555 HF*	570 HF	△	△											
FZ	400	R	85 -	570 HF*	570 HF	△	△											
FZR	400		87 -	555 HF*	570 HF	△	△											
FZR	400		88 - 90	590 HS*	570 LS	△	△	△	△									
FZR	400	A	90	613 HS	570 LS	△	△	△	△									
FZR	400	R	91 -	634 HS*	570 LS	△	△	△	△									△
RD	400		79 -	507 HF*	528 HF	△	△											
RD	400	C, D	77	504 HF	504 HF	△	△											
RD	400	E, F, G	78 - 79	528 HF	528 HF	△	△											
RD	400	S	73 - 76	504 HF		△												
SR	400				2037													
SR	400		77	507 HF	507 HF	△	△											
SRX	400		85 - 86	613 HF	570 HF	△	△											
SRX	400		87 -	590 HF	570 HF	△	△											
WR	400	F	98	694 SI	648 SI	▲	▲							▲	▲	△	△	
WR	400	F	99 - 00	694 SI	604 SI	▲	▲							▲	▲	△	△	
XJ	400		80 - 81	535 HF		△												
XJ	400		82	550 HF*	550 HF	△	△											
XJ	400	Diversion	91 -	663 HS	570 LS	△	△	△	△									
XJ	400	Maxim, Seca	81 -	547 HF*	2063	△												
XJR	400	R	95 -	706 HS	555 LS	▲	▲	▲	▲									
XS	400		85 -	550 HF	2066	△												
XS	400	2E, 2F, 2G, H	78 - 81	2113	2066													
XS	400	C, E, F	77 - 79	507 HF	507 HF	△	△											
XS	400	DOHC	82 -	550 HF	2066	▲												
XS	400	RJ, RK, J, K	82 - 83	550 HF	2066	△												
XS	400	SE Left/Rear	80 - 81	528 HF	2066	▲												
XS	400	SE Right	80 - 81	545 HF		▲												
XS	400	SG, SH, SF	80 -	528 HF	2066	△												
XS	400	Z	83 -	555 HF	555 HF	△	△											
XT	400		86 -	575 HF	2063	▲								▲		△		
XV	400	Virago, SPL	88 -	616 HF	2065	△												
YFM	400	FAM Kodiak	00 -	536 SI*	754 SI	▲	▲							▲	▲	△	△	
YFM	400	FWN Big Bear 4WD	00 -	536 SI*	754 SI	▲	▲							▲	▲	△	△	
YFM	400	FWNH Big Bear-Buckmaster 4WD	00 -	536 SI*	754 SI	▲	▲							▲	▲	△	△	
YFM	400	N Big Bear 2WD	00 -	536 SI*	754 SI	▲	▲							▲	▲	△	△	
YP	400	Majesty	04	170 MS	185 MS	△	△			△	△	△	△					
YP	400	Majesty	05 -	128 MS*	185 MS	▲	▲			△	△	△	△					
YZ	400	D, E, F	77 - 79	2033	2035													
YZ	400	F	98	694 RSI	648 RSI	▲	▲							▲	▲	△	△	
YZ	400	F	99	694 RSI	604 RSI	▲	▲							▲	▲	△	△	
IT	425	G	80	2033	2035													

ALWAYS choose quality as **"RECOMMENDED"** / Choisissez **TOUJOURS** la qualité **"RECOMMANDÉE"**.

* = 2 sets required / 2 jeux pour l'Avant.

△ = Available quality / Qualité disponible. ▲ = Available quality mit ABE / Qualité disponible avec ABE.

▲ = Mit ABE vorne und hinten. TÜV-Abnahme entfällt (gilt nur für Scheibenbremsbeläge).



RECOMMENDED

1xx = Scooter Pads
 5xx = Street, Off Road & Racing Pads
 2xxx = Brake Shoes



STREET



STREET EXCEL



MAXI CARBON



MAXI SINTER



OFF ROAD



RACING OFF ROAD



RACING ROAD RACING



YAMAHA						HF	HF	HS	LS	CT	CT	MS	MS	SI	SI	RSI	RSI	DC	RS
WR	426	F	01 - 02	694 SI	604 SI	▲	▲							▲	▲	△	△		
YZ	426	F	00 - 02	694 RSI	604 RSI	▲	▲							▲	▲	△	△		
WR	450	F		694 SI	790 SI	▲	▲							▲	▲	△	△		
YFM	450	FA_Kodiak	03 -	536 SI*	754 SI	▲	▲							▲	▲	△	△		
YFM	450	Wolverine	06 -	536 SI*	754 SI	▲	▲							▲	▲	△	△		
YXR	450	Rhino Left/Rear	06 -	611 SI	816 SI									▲	▲	△	△		
YXR	450	Rhino Right	06 -	638 SI										▲	▲	△	△		
YZ	450	F	03 - 07	694 RSI	790 RSI	▲								▲	▲	△	△		
YZ	450	F	08 - 09	840 RSI	790 RSI									△	△	△	△		
YZ	450	F Efi	10 -	840 RSI	790 RSI									△	△	△	△		
YZF	450	S Left/Rear	04 - 05	638 SI	592 SI	▲	▲							▲	▲	△	△		
YZF	450	S Right	04 - 05	611 SI		▲								▲		△			
YZF	450	S Left/Rear	06 -	638 SI	709 SI	△	△							△	△	△	△		
YZF	450	S Right	06 -	611 SI		△								△		△			
IT	465	H, J	81 - 82	2036	2037														
YZ	465	G	80	2036	2035														
YZ	465	H	81	2036	2037														
IT	490	L	84	2036	2037														
YZ	490	H, J	81 - 82	2036	2037														
YZ	490	K	83	2036	2034														
YZ	490	L	84	2036	2037														
YZ	490	N,S,T	85 - 87	580 SI	2037	▲								▲		△			
YZ	490	U,W,A	88 - 90	580 SI	2037	▲								▲		△			
FZR	500	(Austria)	89	555 HF*	555 HF	△	△												
FZR	500	R (Austria)	90 - 91	645 HS*	555 LS	△	△	△	△										
IT	500	G, H	80 - 81	2033	2035														
RD	500		83 -	555 HF*	555 HF	△	△												
RD	500	LC	84 - 86	555 HF*	570 HF	▲	▲												
RD	500	LC	85	555 HF*	570 HF	▲	▲												
RZ	500		84 - 86	555 HF*	570 HF	△	△												
SR	500		78 - 84	507 HF	2037	▲													
SR	500		85 - 91	507 HF	2037	▲													
SR	500		92 -	2190	2037														
TX	500	A, B	74 - 77	504 HF	2063	△													
WR	500	B	91	611 SI	575 SI	▲	▲								▲	▲	△	△	
WR	500	ZD,ZE	92 - 93	611 SI	632 SI	▲	▲								▲	▲	△	△	
XJ	500	(Austria)	81 - 83	547 HF	2066	△													
XP	500	TMAX	01 - 03	170 MS	169 MS	▲	▲			△	△	△	△						
XP	500	TMAX	04 - 07	128 MS*	185 MS	△	△			△	△	△	△						
XP	500	TMAX	08 -	198 MS*	185 MS	△	▲			△	△	△	△						
XS	500		75 - 77	504 HF*	2063	△													
XS	500		77 - 81	507 HF	507 HF	△	△												
XS	500	DOHC	82 -	550 HF		▲													
XT	500		76 - 80	2035	2037														
XT	500		86 -	575 HF	2037	▲								▲		△			
XT	500	(Austria)	83 -	550 HF	2037	△													
XT	500	E (Austria)	90 - 96	650 HS	575 LS	△	△	△	△										
XV	500	K, Virago	83 -	550 HF	2063	△													
XV	500	SE	83 -	550 HF	2063	▲													
XV	535	DX Virago	98 - 03	663 HS	2065	▲				▲									
XV	535	S Virago	96 - 03	663 HS	2065	▲				▲									
XV	535	Virago	88 - 95	616 HF	2065	▲													
XJ	550	H, J, K Maxim	81 - 83	547 HF	2063	▲													
XJ	550	RH, RJ, RK Seca	81 - 83	547 HF	2066	△													
XT	550		82 - 83	2037	2037														
XZ	550		82	547 HF*	2063	△													
XZ	550		83 - 84	550 HF*	2063	▲													
XZ	550	RJ, RK	82 - 83	550 HF	2063	△													
XZ	550	S	83 - 84	550 HF*	2063	△													
YFM	550	FGPW Grizzly Left	09 -	850 SI	852 SI									△	△	△	△		
YFM	550	FGPW Grizzly Right	09 -	849 SI	851 SI									△	△	△	△		
DT	600	N	85 -	575 HF	2034	▲								▲		△			
FJ	600		84 -	555 HF*	555 HF	△	△												
FZ	600		86 - 87	555 HF*	555 HF	△	△												
FZ	600	S, SC	86 -	555 HF*	570 HF	△	△												
FZ6	600		04 -	691 HS*	657 LS	▲	▲	▲	▲										
FZ6	600	Fazer	04 -	691 HS*	657 LS	▲	▲	▲	▲										
FZ6	600	Fazer S2	07 -	634 HS*	657 LS	▲	▲	▲	▲										

ALWAYS choose quality as "RECOMMENDED" / Choisissez TOUJOURS la qualité "RECOMMANDÉE".

* = 2 sets required / 2 jeux pour l'Avant.

△ = Available quality / Qualité disponible. ▲ = Available quality mit ABE / Qualité disponible avec ABE.

▲ = Mit ABE vorne und hinten. TÜV-Abnahme entfällt (gilt nur für Scheibenbremsbeläge).



RECOMMENDED

1xx = Scooter Pads
 5xx = Street, Off Road & Racing Pads
 2xxx = Brake Shoes



STREET

EXCEL



MAXI

CARBON



MAXI

SINTER



OFF ROAD

RACING OFF ROAD



RACING

ROAD RACING



YAMAHA

					HF	HF	HS	LS	CT	CT	MS	MS	SI	SI	RSI	RSI	DC	RS
FZ6	600	Fazer S2 ABS	07 -	634 HS*	657 LS	▲	▲	▲	▲									
FZ6	600	S2	07 -	634 HS*	657 LS	▲	▲	▲	▲									
FZ6	600	S2 ABS	07 -	634 HS*	657 LS	▲	▲	▲	▲									
FZR	600		89	555 HF*	555 HF	▲	▲											
FZR	600	R	90 - 91	645 HS*	555 LS	▲	▲	▲	▲									
FZR	600	R	92 - 95	665 HS*	555 LS	▲	▲	▲	▲									
FZS	600	Fazer	98 - 03	634 HS*	570 LS	▲	▲	▲	▲								△	△
FZS	600	S Fazer	01 - 03	634 HS*	570 LS	▲	▲	▲	▲								△	△
SRX	600		86 - 87	570 HF*	570 HF	▲	▲											
SRX	600		88 - 89	590 HF	570 HF	▲	▲											
SRX	600		90 -	613 HS	570 LS	▲	▲	▲	▲									
TT	600		85 - 88	575 HF	2034	▲							▲		△			
TT	600		89	596 HF	2034	△												
TT	600		90 - 92	580 HF	2034	▲							▲		△			
TT	600	E,S	96 -	671 HF	675 HF	▲	▲						▲	▲	△	△		
TT	600	K,L	83 - 84	2036	2034													
TT	600	R	93 - 95	671 HF	632 HF	▲	▲						▲	▲	△	△		
TT	600	R	98 -	671 HF	675 HF	▲	▲	▲	▲				▲	▲	△	△		
XJ	600		83 - 91	555 HF*	555 HF	▲	▲											
XJ	600	N	91 - 97	663 HS	570 LS	△	△	△	△									
XJ	600	N	98 -	691 HS*	570 LS	▲	▲	▲	▲									
XJ	600	S Diversion	91 - 97	663 HS	570 LS	▲	▲	▲	▲									
XJ	600	S Diversion	98 - 03	691 HS*	570 LS	▲	▲	▲	▲									
XJ6	600	Diversion	09 -	691 HS*	657 LS	△	△	△	△									
XT	600		83 - 85	550 HF	2037	▲												
XT	600		86 -	550 HF	2037	▲												
XT	600	E	90 -	650 HS	575 LS	▲	▲	▲	▲									
XT	600	K	91 -	650 HS	575 LS	▲	▲	▲	▲									
XT	600	Tenere	83 - 84	550 HF	2037	▲												
XT	600	Z	86 -	596 HF	2037	▲												
XT	600	Z, Tenere	87 - 90	596 HF	575 HF	▲	▲							△		△		
YFM	600	FWAK-FWAN 4x4 Grizzly	98 - 01	592 SI*	2066	▲							▲		△			
YX	600	Radian	87 - 90	555 HF*	2063	△												
YZF	600	R Thunder Cat	96 - 03	634 HS*	555 LS	▲	▲	▲	▲								△	△
YZF	600	R6	99 - 02	634 HS*	728 LS	▲	▲	▲	▲								△	△
YZF	600	R6	03 - 04	634 HS*	657 LS	▲	▲	▲	▲								△	△
YZF	600	R6 (Rad.cal)	05	634 HS*	657 LS	▲	▲	▲	▲								△	△
YZF	600	R6 (Rad.cal)	06 -	634 HS*	657 LS	▲	▲	▲	▲								△	△
TX	650		72 -	504 HF		△												
XJ	650		80 - 82	507 HF*	2065	▲												
XJ	650		83	550 HF	2065	▲												
XJ	650	G, H, SH Left/Rear	80 - 83	545 HF	2065	△												
XJ	650	G, H, SH Right	80 - 83	528 HF		△												
XJ	650	Seca	81 - 83	547 HF*	2065	△												
XJ	650	Turbo	81 - 82	550 HF*	2065	▲												
XS	650		75 - 85	507 HF*	507 HF	▲	▲											
XS	650	B, C, XS2	75 - 77	504 HF*	2064	△												
XS	650	D1E, F, F2	77 - 79	507 HF*	2064	△												
XS	650	G, H, J, K	80 - 82	545 HF	507 HF	△	△											
XS	650	SE	80 -	507 HF	507 HF	▲	▲											
XS	650	SJ, SK	82 -	507 HF*	2064	△												
XS	650	SK, Heritage	83 -	507 HF*	507 HF	△	△											
XVS	650	A Drag Star Classic	98 -	663 HS	2065	▲		▲										
XVS	650	Drag Star	97 -	663 HS	2065	▲		▲										
	660	MT-03	06 -	691 HS*	675 LS	▲	▲	▲	▲									
	660	Rhino Left/Rear	05 -	611 SI	816 SI								▲	▲	△	△		
	660	Rhino Right	05 -	638 SI									▲		△			
SZR	660		96 -	566 HF	519 HF	▲	▲											
XT	660	R	04 -	674 HS	675 LS	△	△	△	△									
XT	660	X	04 -	706 HS	675 LS	△	△	△	△									
XT	660	Z Tenere	08 -	671 HS*	675 LS	△	△	△	△									
XTZ	660	Tenere	91 - 98	650 HS	575 LS	▲	▲	▲	▲									
YFM	660	FWAP 4x4 Grizzly	02 -	592 SI*	799 SI	▲							▲	▲	△	△		
YFM	660	RN Raptor	01 -	592 SI*	592 SI	▲	▲						▲	▲	△	△		
FZ	700		87 -	555 HF*	555 HF	△	△											
FZX	700	Fazer	87 -	555 HF	555 HF	△	△											
XJ	700		86 -	555 HF	2065	△												
XJ	700	Maxim	85 -	555 HF	555 HF	△	△											

ALWAYS choose quality as **"RECOMMENDED"** / Choisissez **TOUJOURS** la qualité **"RECOMMANDÉE"**.

* = 2 sets required / 2 jeux pour l'Avant.

△ = Available quality / Qualité disponible. ▲ = Available quality mit ABE / Qualité disponible avec ABE.

▲ = Mit ABE vorne und hinten. TÜV-Abnahme entfällt (gilt nur für Scheibenbremsbeläge).



RECOMMENDED

1xx = Scooter Pads
5xx = Street, Off Road & Racing Pads
2xxx = Brake Shoes

STREET

STREET EXCEL

MAXI CARBON

MAXI SINTER

OFF ROAD

RACING OFF ROAD

RACING ROAD RACING

YAMAHA																		
				HF	HF	HS	LS	CT	CT	MS	MS	SI	SI	RSI	RSI	DC	RS	
XV	700	L, LC	84-	555 HF*	2065	△												
XV	700	Virago	87-	555 HF	2065	△												
YFM	700	FGPW Grizzly Left	07-	850 SI	852 SI							△	△	△	△			
YFM	700	FGPW Grizzly Right	07-	849 SI	851 SI							△	△	△	△			
YFM	700	R Raptor Left/Rear	06- 08	611 SI	816 SI							▲	▲	△	△			
YFM	700	R Raptor Right	06- 08	638 SI								▲		△				
YFM	700	RY	09-	611 SI	816 SI							△	△	△	△			
YFM	700	RY	09-	638 SI								△		△				
YXR	700	Rhino Left/Rear	08-	638 SI	638 SI							△	△	△	△			
YXR	700	Rhino Right/Rear	08-	611 SI	611 SI							△	△	△	△			
	750	Maxim	81	547 HF	555 HF	△	△											
FZ	750		85- 86	555 HF*	555 HF	▲	▲											
FZ	750	Genesis	86	555 HF*	570 HF	▲	▲											
FZ	750	Genesis	87- 88	555 HF*	555 HF	▲	▲											
FZ	750	Genesis	89- 92	590 HS*	555 LS	▲	▲	▲	▲									
FZR	750	R	89- 90	624 HS*	555 LS	▲	▲	▲	▲									
FZR	750	R Genesis	87- 88	613 HF*	555 HF	▲	▲											
FZX	750	Fazer	86-	555 HF*	555 HF	▲	▲											
TX	750		73- 74	504 HF*	2065	△												
TX	750	A	73- 76	504 HF*	555 HF	△	△											
VF	750	Virago	88-	555 HF	2065	△												
XJ	750		83	555 HF*	555 HF	▲	▲											
XJ	750		84-	555 HF*	555 HF	▲	▲											
XJ	750	E	81- 83	507 HF	2065	△												
XJ	750	Maxim	82	550 HF*	2065	△												
XJ	750	RH, RJ, RK Seca	81- 83	547 HF*	2065	▲												
XS	750		77- 80	507 HF*	507 HF	▲	▲											
XS	750	H, J, K	81- 82	545 HF	507 HF	△	△											
XS	750	SE Left/Rear	79- 80	545 HF	507 HF	▲	▲											
XS	750	SE Right	79- 80	528 HF		▲												
XTZ	750	Super Tenere Left/Rear	89- 95	611 HF	633 HF	▲	▲					▲	▲	△	△			
XTZ	750	Super Tenere Right	89- 95	638 HF		▲						▲		△				
XV	750		89- 92	555 HS	2065	▲		▲										
XV	750	MK	83-	528 HF	2063	△												
XV	750	SE	81-	545 HF	2063	▲												
XV	750	Virago	94-	663 HS*	2065	▲		▲										
YZF	750	R, SP	93- 97	683 HS*	555 LS	▲	▲	▲	▲								△	
YZF	750	R7 OW02	99-	634 HS*	733 LS	▲	▲	▲	▲							△	△	
YZF	750	R7 OW02 Race kit	99-	729 HS*		△										△	△	
TDM	850		91- 95	590 HS*	555 LS	▲	▲	▲	▲									
TDM	850		96- 01	645 HS*	555 LS	▲	▲	▲	▲									
TRX	850		95-	613 HS*	555 LS	▲	▲	▲	▲									
TRX	850	(Italy)	95-	706 HS*	555 LS	▲	▲	▲	▲									
XS	850		80- 81	507 HF*	507 HF	△	△											
XS	850	Left/Rear	81-	545 HF	507 HF	▲	▲											
XS	850	Right	81-	528 HF		▲												
TDM	900		02-	634 HS*	769 LS	▲	▲	▲	▲									
XJ	900		83- 84	555 HF*	555 HF	▲	▲											
XJ	900		85-	555 HF*	555 HF	▲	▲											
XJ	900	F	85- 93	555 HF*	555 HF	△	△											
XJ	900	S, Diversion	94- 03	663 HS*	555 LS	▲	▲	▲	▲									
XV	920		81-	507 HF		△												
XV	920	J	82-	547 HF	2065	△												
XV	920	K, MK, Virago	83-	545 HF	550 HF	△	△											
XV	920	Virago	81-	547 HF*	555 HF	△	△											
XVS	950	A Midnight Star	09-	663 HS	769 LS	△	△	△	△									
FZ1	1000	Fazer	06-	634 HS*	657 LS	▲	▲	▲	▲									
FZR	1000		94- 95	683 HS*	555 LS	▲	▲	▲	▲								△	
FZR	1000	EX UP	90- 91	645 HS*	555 LS	▲	▲	▲	▲									
FZR	1000	EX UP	92- 93	665 HS*	555 LS	▲	▲	▲	▲									
FZR	1000	Genesis	87- 89	613 HF*	555 HF	▲	▲											
FZS	1000	Fazer	01- 05	634 HS*	770 LS	▲	▲	▲	▲									
GTS	1000		93- 99	682 HF	555 HF	▲	▲											
XV	1000	L, C	84-	555 HF*	555 HF	△	△											
XV	1000	SE	83-	547 HF*	2065	▲												
XV	1000	TR1	81-	507 HF*	2065	▲												
XV	1000	Virago	86-	555 HF*	2065	▲												
YZF	1000	R Thunder Ace	96-	634 HS*	555 LS	▲	▲	▲	▲									

ALWAYS choose quality as "RECOMMENDED" / Choisissez TOUJOURS la qualité "RECOMMANDÉE".

* = 2 sets required / 2 jeux pour l'Avant.

△ = Available quality / Qualité disponible. ▲ = Available quality mit ABE / Qualité disponible avec ABE.

▲ = Mit ABE vorne und hinten. TÜV-Abnahme entfällt (gilt nur für Scheibenbremsbeläge).

**RECOMMENDED**

1xx = Scooter Pads
 5xx = Street, Off Road & Racing Pads
 2xxx = Brake Shoes

**STREET****EXCEL****MAXI****CARBON****MAXI****SINTER****OFF ROAD****RACING****OFF ROAD****RACING****ROAD RACING****YAMAHA**

						HF	HF	HS	LS	CT	CT	MS	MS	SI	SI	RSI	RSI	DC	RS
YZF	1000	R1	98 - 01	634 HS*	733 LS	▲	▲	▲	▲									△	△
YZF	1000	R1	02 - 03	634 HS*	728 LS	▲	▲	▲	▲									△	△
YZF	1000	R1 (Rad.cal)	04 - 06	634 HS*	657 LS	▲	▲	▲	▲									△	△
YZF	1000	R1 (Rad.cal)(4-pad)	07 - 08	839 HS*	657 LS		▲	▲	▲									△	△
YZF	1000	R1 (Rad.cal)(4-pad)	09 -	839 HS*	657 LS		△	△	△									△	△
YZF	1000	R1 SP (Rad.cal)	06	634 HS*	657 LS	▲	▲	▲	▲									△	△
	1100	SE, Maxim	81	547 HF		△													
BT	1100	Bulldog	02 -	634 HS*	555 LS	▲	▲	▲	▲										
FJ	1100		83 - 85	555 HF*	555 HF	▲	▲												
XJ	1100		81 -	547 HF*	528 HF	△	△												
XS	1100	E,F,G,H	78 - 81	507 HF*	507 HF	▲	▲												
XS	1100	LH Midnight	81	547 HF*	528 HF	▲	▲												
XS	1100	SF, SG, SH, LG Left/Rear	79 - 81	545 HF	507 HF	△	△												
XS	1100	SF, SG, SH, LG Right	79 - 81	528 HF		△													
XV	1100	Virago	86 - 93	555 HF*	2065	▲													
XV	1100	Virago	94 - 98	663 HS*	2065	▲		▲											
XV	1100	Virago	99	691 HS*	555 LS	▲	▲	▲	▲										
XVS	1100	Drag Star	99 -	691 HS*	555 LS	▲	▲	▲	▲										
XVS	1100	Drag Star Classic	00 -	691 HS*	555 LS	▲	▲	▲	▲										
FJ	1200		86 - 87	555 HF*	555 HF	▲	▲												
FJ	1200		88	613 HF*	555 HF	▲	▲												
FJ	1200	ABS	91 - 93	613 HS*	555 LS	▲	▲	▲	▲										
V-MAX	1200		85 - 89	555 HF*	555 HF	△	△												
V-MAX	1200		90 - 92	555 HS*	555 LS	△	△	△	△										
V-MAX	1200	SPL,E,EC,F,FC,G,GC,H,HC,J,JC	93 - 03	645 HS*	555 LS	△	△	△	△										
XJR	1200		94 - 98	613 HS*	555 LS	▲	▲	▲	▲										
XJR	1200	(Italy)	95 - 98	706 HS*	555 LS	▲	▲	▲	▲										
XJR	1200	SP	97 - 98	613 HS*	555 LS	▲	▲	▲	▲										
XV	1200	DL, DC2	84 -	555 HF*	555 HF	△	△												
XV	1200	Venture Royale	85	555 HF*	555 HF	△	△												
XV	1200	Z12T	84 -	555 HF*	555 HF	▲	▲												
XVT	1200	T, Vent. Royale	84 -	555 HF*	555 HF	△	△												
FJR	1300		01 -	634 HS*	769 LS	▲	▲	▲	▲										
FJR	1300	ABS	03 - 05	634 HS*	769 LS	▲	▲	▲	▲										
FJR	1300	ABS	06 -	740 HS*	769 LS	▲	▲	▲	▲										
XJR	1300		99 - 01	634 HS*	555 LS	▲	▲	▲	▲										
XJR	1300		02 -	634 HS*	770 LS	▲	▲	▲	▲										
XJR	1300	SP	01	634 HS*	555 LS	▲	▲	▲	▲										
XVS	1300	A Midnight Star	07 -	691 HS*	769 LS	▲	▲	▲	▲										
XVZ	1300	A Royal Star	96 -	613 HS*	590 LS	▲	▲	▲	▲										
XVZ	1300	AT Royal Star Tour Classic	97 -	613 HS*	590 LS	▲	▲	▲	▲										
XVZ	1300	Royal Star Boulevard	99 -	613 HS*	590 LS	▲	▲	▲	▲										
XVZ	1300	TF Royal Star Venture	99 -	663 HS*	590 LS	▲	▲	▲	▲										
XVZ	1300	Venture Royale	86 - 89	613 HF*	590 HF	▲	▲												
XVZ	1300	Venture Royale	90 - 95	613 HS*	590 LS	▲	▲	▲	▲										
XV	1600	A Wild Star	99 -	663 HS*	590 LS	▲	▲	▲	▲										
	1700	MT-01 (Rad.cal)	05 - 06	634 HS*	654 LS	▲	▲	▲	▲										
	1700	MT-01 (Rad.cal)	07 -	839 HS*	654 LS		▲	▲	▲										
V-MAX	1700		09 -	839 HS*	769 LS		△	△	△										
XV	1700	PC Road Star Warrior	03 -	634 HS*	769 LS	▲	▲	▲	▲										
XV	1700	Road Star Warrior	02	634 HS*	590 LS	△	△	△	△										
XV	1900	Midnight Star	06 -	634 HS*	769 LS	▲	▲	▲	▲										

ZANELLA

	50	Racing Moped	92 -	519 HF		△													
RZA	125		92 -	519 HF		△													
TZ4	125	Patagonia (ARG)	92 -	608 HF		△													

ZUNDAPP

KS	50	Supersport	- 79	532 HF		▲													
KS	50	TT Watercooled	80 - 81	532 HF		▲													
KS	80		80	532 HF		▲													
KS	80	Super	80 -	574 HF		△													
KS	80	Super	83 -	560 HF		▲													
KS	80	Touring	81 -	532 HF		▲													
KS	125		79	560 HF		△													
KS	175		78 -	506 HF		▲													

ALWAYS choose quality as **"RECOMMENDED"** / Choisissez **TOUJOURS** la qualité **"RECOMMANDÉE"**.

* = 2 sets required / 2 jeux pour l'Avant.

△ = Available quality / Qualité disponible. ▲ = Available quality mit ABE / Qualité disponible avec ABE.

▲ = Mit ABE vorne und hinten. TÜV-Abnahme entfällt (gilt nur für Scheibenbremsbeläge).



RECOMMENDED

1xx = Scooter Pads
5xx = Street, Off Road & Racing Pads
2xxx = Brake Shoes



STREET



STREET EXCEL



MAXI CARBON



MAXI SINTER



OFF ROAD



RACING OFF ROAD



RACING ROAD RACING



ZWEIRAD ROTH

50 Rebell Sport
80 Rebell Sport

532 HF
532 HF

HF

HF

HS

LS

CT

CT

MS

MS

SI

SI

RSI

RSI

DC

RS

△

△

ALWAYS choose quality as **“RECOMMENDED”** / Choisissez **TOUJOURS** la qualité **“RECOMMANDÉE”**.

* = 2 sets required / 2 jeux pour l'Avant.

△ = Available quality / Qualité disponible. ▲ = Available quality mit ABE / Qualité disponible avec ABE.

▲ = Mit ABE vorne und hinten. TÜV-Abnahme entfällt (gilt nur für Scheibenbremsbeläge).

MOTOCROSS





OFF ROAD

OFF ROAD



			OFF ROAD			OFF ROAD				
			RSI	SI	CS	RSI	SI	CS		
APRILIA										
MXV	450	09 -	694	△	△	△	777	△	△	△
BENELLI										
BX	449 Cross	07 -	671	△	△	△	675	△	△	△
CCM										
	450 MX	08 -	671	△	△	△	790	△	△	△
GAS GAS										
MC	125	03 -	694	△	△	△	604	△	△	△
MC	250	97 - 99	671	△	△	△	675	△	△	△
HONDA										
CR	80 R, RB	92 - 95	584	△	△		604	△	△	△
CR	80 R, RB	96 - 02	584	△	△		604	△	△	△
CR	85 R, R Expert	03 -	592	△	△	△	604	△	△	△
CR	125	02 -	694	△	△	△	777	△	△	△
CR	125 R	95 - 01	694	△	△	△	604	△	△	△
CR	125 RH, RJ, RK	87 - 94	603	△	△		604	△	△	△
CRF	150 R	07 -	592	△	△	△	777	△	△	△
CRF	250 R	04 - 09	694	△	△	△	777	△	△	△
CRF	250 R Efi	10 -	694	△	△	△	777	△	△	△
CR	250	02 -	694	△	△	△	777	△	△	△
CR	250 R	87 - 94	603	△	△		604	△	△	△
CR	250 R	95 - 01	694	△	△	△	604	△	△	△
CRF	450 Efi	09 -	694	△	△	△	777	△	△	△
CRF	450 R	02 - 08	694	△	△	△	777	△	△	△
CR	500 R	87 - 94	603	△	△		604	△	△	△
CR	500 R	95 - 01	694	△	△	△	604	△	△	△
HUSABERG										
FC	400	99 - 02	671	△	△	△	675	△	△	△
FC	450	03 -	671	△	△	△	675	△	△	△
FC	470 , e	01 - 02	671	△	△	△	675	△	△	△
FC	501	99 - 01	671	△	△	△	675	△	△	△
FC	550	01 -	671	△	△	△	675	△	△	△
FC	600	99 - 01	671	△	△	△	675	△	△	△
HUSQVARNA										
CR	125	05 -	671	△	△	△	791	△	△	△
CR	250	96 - 04	671	△	△	△	675	△	△	△
CR	250	05	671	△	△	△	791	△	△	△
TC	250	02 - 03	671	△	△	△	675	△	△	△
TC	250	04 -	671	△	△	△	791	△	△	△
TC	450	02 - 03	671	△	△	△	675	△	△	△
TC	450	04 -	671	△	△	△	791	△	△	△
TC	510	02 - 03	671	△	△	△	675	△	△	△
TC	510	04 -	671	△	△	△	791	△	△	△
TC	570	01 -	671	△	△	△	675	△	△	△
TC	610	96 -	671	△	△	△	675	△	△	△
KAWASAKI										
KX	65	00 -	752	△	△	△	592	△	△	△
KX	80 L,N,R-R6	88 - 96	544	△	△	△	592	△	△	△
KX	80 R7, T7, W1, Y1, W2, Y2	97 - 00	726	△	△	△	592	△	△	△
KX	85	01 -	726	△	△	△	592	△	△	△
KX	85 II	01 -	726	△	△	△	592	△	△	△
KX	100	88 - 92	544	△	△	△	592	△	△	△
KX	100	97 -	726	△	△	△	592	△	△	△
KX	100 B5-B6	95 - 96	544	△	△	△	592	△	△	△
KX	125 E1	86	546	△	△		586	△	△	
KX	125 G,H,J	89 - 93	611	△	△		632	△	△	
KX	125 K1	94	694	△	△	△	632	△	△	
KX	125 K2-M2	95 -	694	△	△	△	604	△	△	△
KX	250 D2	86	546	△	△		586	△	△	
KX	250 G1,H1-2,J1-2	89 - 93	611	△	△		632	△	△	
KX	250 K1	94	694	△	△	△	632	△	△	
KX	250 K2-M2	95 -	694	△	△	△	604	△	△	△

△ = Available quality / Qualité disponible.

To select compound for off-road front/rear - see page 14-16 / Pour sélectionner vos plaquettes off-road avant/arrière - voir page 14-16



OFF ROAD



OFF ROAD



KAWASAKI				RSI	SI	CS		RSI	SI	CS
KX-F 250		04 -	694	△	△	△	790	△	△	△
KX-F 450		06 - 08	694	△	△	△	790	△	△	△
KX-F 450 Efi		09 -	694	△	△	△	790	△	△	△
KX 500 B2		86	546	△	△		586	△	△	
KX 500 E1-E5		89 - 93	611	△	△		632	△	△	
KX 500 E6-E7		94 - 95	694	△	△	△	632	△	△	
KX 500 E8-		96 -	694	△	△	△	604	△	△	△
KTM										
SX 60		99	559	△	△	△				
SX 65		00 - 01	559	△	△	△	574	△	△	△
SX 65		02 - 03	783	△	△		574	△	△	△
SX 65		04 - 08	783	△	△		794	△	△	
SX 65		09 -	783	△	△		783	△	△	
SX 85		04 -	783	△	△		783	△	△	
SX 125		96 - 03	671	△	△	△	675	△	△	△
SX 125		04 -	671	△	△	△	791	△	△	△
SX 144		07 - 08	671	△	△	△	791	△	△	△
SX 150		09 -	671	△	△	△	791	△	△	△
SX 200		03 - 04	671	△	△	△	791	△	△	△
SX 250		96 - 02	671	△	△	△	675	△	△	△
SX 250		03 -	671	△	△	△	791	△	△	△
SX-F 250		06 -	671	△	△	△	791	△	△	△
SX 360		96 - 97	671	△	△	△	675	△	△	△
SX 380		98 - 02	671	△	△	△	675	△	△	△
SX 400 Racing		00 - 02	671	△	△	△	675	△	△	△
SX 450		03 -	671	△	△	△	791	△	△	△
XC-F 450		08 -	671	△	△	△	791	△	△	△
XC-F 505		09 -	671	△	△	△	791	△	△	△
SX 505 Racing		07 -	671	△	△	△	791	△	△	△
SX 520 Racing		00 - 02	671	△	△	△	675	△	△	△
SX 525 Racing		03	671	△	△	△	675	△	△	△
SX 525 Racing		04 - 06	671	△	△	△	791	△	△	△
SX 620		95 - 99	671	△	△	△	675	△	△	△
LEM										
RX 65		05 -	794	△	△		794	△	△	
POLINI										
X5 65 RP		05 -	794	△	△		794	△	△	
SHERCO										
SX 250 2.5i-F		09 -	671	△	△	△	790	△	△	△
SUZUKI										
RM 65		03 -	752	△	△	△	592	△	△	△
RM 80		96 - 01	702	△	△	△	544	△	△	△
RM 85 , L		02 - 04	702	△	△	△	544	△	△	△
RM 85 , L		05 -	726	△	△	△	820	△	△	△
RM 100		03 -	726	△	△	△	592	△	△	△
RM 125		05 -	694	△	△	△	604	△	△	△
RM 125 J		88	611	△	△		584	△	△	
RM 125 K,L		89 - 90	611	△	△		632	△	△	
RM 125 M,N,P,R,S		91 - 95	611	△	△		648	△	△	
RM 125 T-K		96 - 04	694	△	△	△	604	△	△	△
RM 250		05 -	694	△	△	△	604	△	△	△
RM 250 H, J		87 - 88	611	△	△		584	△	△	
RM 250 K,L		89 - 90	611	△	△		632	△	△	
RM 250 M,N,P,R,S		91 - 95	611	△	△		648	△	△	
RM 250 T-K		96 - 04	694	△	△	△	604	△	△	△
RMX 250 K,L,M,N,P,R,S		89 - 95	611	△	△		648	△	△	
RMX 250 T-W		96 - 98	694	△	△	△	648	△	△	
RM-Z 250		04 - 06	694	△	△	△	790	△	△	△
RM-Z 250		07 - 09	694	△	△	△	790	△	△	△
RM-Z 250 Efi		10 -	694	△	△	△	790	△	△	△
RM-Z 450		05 - 07	694	△	△	△	790	△	△	△
RM-Z 450 Efi		08 -	694	△	△	△	790	△	△	△
RM 500 H		87 -	611	△	△		592	△	△	△

△ = Available quality / Qualité disponible.

To select compound for off-road front/rear - see page 14-16 / Pour sélectionner vos plaquettes off-road avant/arrière - voir page 14-16



OFF ROAD

OFF ROAD



TM				RSI	SI	CS		RSI	SI	CS
80 Cross		96 - 00	671	△	△	△	675	△	△	△
80 Junior		96 - 00	544	△	△	△	592	△	△	△
85		01 -	671	△	△	△	604	△	△	△
125		96 - 00	671	△	△	△	675	△	△	△
125		01 - 04	671	△	△	△	604	△	△	△
125		05 -	671	△	△	△	790	△	△	△
250		01 - 04	671	△	△	△	604	△	△	△
250		05 -	671	△	△	△	790	△	△	△
250 E		95 - 00	671	△	△	△	675	△	△	△
250 F		01 - 04	671	△	△	△	604	△	△	△
250 F		05 -	671	△	△	△	790	△	△	△
300		98 - 00	671	△	△	△	675	△	△	△
300		01 - 04	671	△	△	△	604	△	△	△
300		05 -	671	△	△	△	790	△	△	△
320		96 - 97	671	△	△	△	675	△	△	△
400 F		00	671	△	△	△	675	△	△	△
400 F		01	671	△	△	△	604	△	△	△
450 F		02 - 04	671	△	△	△	604	△	△	△
450 F		05 -	671	△	△	△	790	△	△	△
530 F		01 - 04	671	△	△	△	604	△	△	△
530 F		05 -	671	△	△	△	790	△	△	△
YAMAHA										
YZ	80 E,F,G,H1,J1	93 - 01	589	△	△	△	592	△	△	△
YZ	85 , LW	02 -	589	△	△	△	592	△	△	△
YZ	125	90 - 95	611	△	△		632	△	△	
YZ	125	96 - 97	611	△	△		648	△	△	
YZ	125	98 - 02	694	△	△	△	604	△	△	△
YZ	125	03 - 07	694	△	△	△	790	△	△	△
YZ	125	08 -	840	△	△	△	790	△	△	△
YZ	125 U	88	580	△	△		575	△	△	
YZ	125 V, W	89	611	△	△		584	△	△	
YZ	250	98 - 02	694	△	△	△	604	△	△	△
YZ	250	03 - 07	694	△	△	△	790	△	△	△
YZ	250	08 -	840	△	△	△	790	△	△	△
YZ	250 A	90	611	△	△		632	△	△	
YZ	250 B1-J1	91 - 97	611	△	△		648	△	△	
YZ	250 F	01 - 02	694	△	△	△	604	△	△	△
YZ	250 F	03 - 06	694	△	△	△	790	△	△	△
YZ	250 F	07 - 09	840	△	△	△	790	△	△	△
YZ	250 F	10 -	840	△	△		790	△	△	
YZ	250 U	88	580	△	△		575	△	△	
YZ	250 V,W,WRW	89	611	△	△		584	△	△	
YZ	250 WRA,WRB	90 - 91	611	△	△		632	△	△	
YZ	400 F	98	694	△	△	△	648	△	△	
YZ	400 F	99	694	△	△	△	604	△	△	△
YZ	426 F	00 - 02	694	△	△	△	604	△	△	△
YZ	450 F	03 - 07	694	△	△	△	790	△	△	△
YZ	450 F	08 - 09	840	△	△	△	790	△	△	△
YZ	450 F Efi	10 -	840	△	△		790	△	△	

△ = Available quality / Qualité disponible.

To select compound for off-road front/rear - see page 14-16 / Pour sélectionner vos plaquettes off-road avant/arrière - voir page 14-16

ROAD RACING





RACING

RACING



APRILIA					DS	DC	RS		RQ	LS
RS	125		99 - 05	601			△	824	△	
RS	125		06 -	844		△	△	747	△	
RS	125	, Extrema	93 - 98	601			△	824	△	
RS	125	Pista	05 -	601			△	824	△	
RS	250		97 - 02	706*		△	△	519	△	△
RS	250	Pista	04 -	706*		△	△	519	△	△
RSV	1000	Factory Pista (Rad.cal)	04 -	762*	△	△	△	730	△	△
RSV	1000	Mille	97 - 01	706*		△	△	730	△	△
RSV	1000	Mille	02 -	762*	△	△	△	730	△	△
RSV	1000	Mille Nera (Rad.cal)	04 -	762*	△	△	△	730	△	△
RSV	1000	Mille R	00	706*		△	△	730	△	△
RSV	1000	Mille R	01 - 02	762*	△	△	△	730	△	△
RSV	1000	Mille R	04	762*	△	△	△	730	△	△
RSV	1000	Mille R (Rad.cal)	03	762*	△	△	△	730	△	△
RSV	1000	Mille R (Rad.cal)	05 -	762*	△	△	△	730	△	△
RSV	1000	Mille R Factory (Rad.cal)	04 -	762*	△	△	△	730	△	△
RSV	1000	Mille SP	00	706*		△	△	730	△	△
RSV4	1000		09 -	841*	△	△	△	730	△	△
RSV4-R	1000		10 -	841*	△	△	△	730	△	△
BENELLI										
	900	Tornado TRE RS (Rad.cal)	04 -	762*		△	△	730	△	△
BIMOTA										
	500	Vdue	97 -	566*		△	△	519	△	△
YB9	600	SRI	97 -	566*		△	△	519	△	△
	650	Supermono	97 -	566*		△	△	519	△	△
DB5	1000	Mille (Rad.cal)	05 -	762*		△	△	730	△	△
DB5	1000	S (Rad.cal)	07 -	762*		△	△	730	△	△
SB8	1000	R	98 -	706*		△	△	519	△	△
SB8K	1000		06 -	706*		△	△	519	△	△
SB8K	1000	Santamonica	07 -	762*		△	△	519	△	△
YB11	1000		97 -	566*		△	△	519	△	△
DB7	1098	(Rad.cal)	08	762*		△	△	730	△	△
DB7	1099	(Rad.cal)	09 -	841*		△	△	519	△	△
3D	1100	Tesi (Rad.cal)	07 -	762*		△	△	730	△	△
SB6	1100		97 -	566*		△	△	519	△	△
BMW										
S	1000	RR	09 -	870*	△	△	△	675	△	△
R	1100	S With Integral ABS	01 -	778*			△	742	△	△
R	1100	S Without Integral ABS	01 -	796*			△	742	△	△
	1200	HP2 Sport	08 -	841*	△	△	△	671	△	△
K	1200	R	05 - 08	778*			△	742	△	△
K	1300	R	09 -	778*			△	742	△	△
CAGIVA										
	500	Mito	07	566		△	△	519	△	△
SP	525	Mito	08 -	566		△	△	519	△	△
DUCATI										
	600	SS Supersport	95 -	566		△	△	519	△	△
	748	R	00	706*		△	△	519	△	△
	748	R	01 - 02	762*		△	△	519	△	△
	748	SP	95 - 97	566*		△	△	519	△	△
	748	SPS	98 - 99	706*		△	△	519	△	△
	749	, S	03 -	762*	△	△	△	730	△	△
	749	R (Rad.cal)	04 -	762*	△	△	△	730	△	△
	750	SS Supersport	95 - 99	566		△	△	519	△	△
	848	(Rad.cal)	08 -	706*		△	△	730	△	△
	900	SS Supersport	95 - 97	566		△	△	519	△	△
	916	Biposto	94 -	566*		△	△	519	△	△
	916	SPS	97 - 98	706*		△	△	519	△	△
D16RR	990	Desmosedici RR	07 -	841*	△	△	△	730	△	△
	996	, SPS	99 - 01	706*		△	△	519	△	△
	996	R	01	762*		△	△	519	△	△
	998	, S	02	706*		△	△	519	△	△
	998	R	02	762*		△	△	519	△	△

* = 2 sets required / 2 jeux pour l'Avant.

△ = Available quality / Qualité disponible.

To select compound for racing front/rear - see page 14-15 / Pour sélectionner vos plaquettes racing avant/arrière - voir page 14-15



			RACING			RACING			
			DS	DC	RS	RQ	LS		
DUCATI									
999 , S		03 -	762*	△	△	△	730	△	△
999 R (Rad.cal)		03 -	762*	△	△	△	730	△	△
1098 (Rad. cal)		07 - 08	841*	△	△	△	730	△	△
1098 R (Rad.cal)		08 -	841*	△	△	△	730	△	△
1098 R Bayliss LE (Rad.cal)		09 -	841*	△	△	△	730	△	△
1098 S (Rad. cal)		07 - 08	841*	△	△	△	730	△	△
1198 (Rad.cal)		09 -	841*	△	△	△	730	△	△
1198 S (Rad.cal)		09 -	841*	△	△	△	730	△	△
GILERA									
600 Supersport		02 -	762*		△	△	730	△	△
HONDA									
RS 125		95 -	566		△	△	618	△	
RS 250 R		91 - 92	622*		△	△	614	△	△
RS 250 R		93 -	566*		△	△	618	△	
CBR 400 RR		87 - 89	627*			△	614	△	△
RVF 400 RR (NC35)		90 - 96	622*		△	△	623	△	△
CB 600 Hornet		98 - 99	627*		△	△	657	△	△
CB 600 Hornet		00 - 01	627*		△	△	657	△	△
CB 600 Hornet		02 - 06	627*		△	△	657	△	△
CB 600 Hornet		07 -	627*		△	△	834	△	△
CB 600 Hornet S		00 -	627*		△	△	657	△	△
CBR 600 F3		95 - 98	627*			△	657	△	△
CBR 600 F4, F4 Sport		99 -	734*		△	△	657	△	△
CBR 600 RR		03 - 04	734*		△	△	657	△	△
CBR 600 RR (Rad.cal)		05 - 06	809*	△	△	△	657	△	△
CBR 600 RR (Rad.cal)		07 -	809*	△	△	△	834	△	△
CBR 600 RR (Rad.cal) ABS		09 -	809*	△	△	△	834	△	△
RVF 750 RR (RC-45)		94 - 98	622*		△	△	623	△	△
CB 900 Hornet		02 -	622*		△	△	657	△	△
CBR 900 RR Fireblade		98 - 99	734*		△	△	657	△	△
CBR 900 RR Fireblade		00 - 01	734*		△	△	657	△	△
CBR 900 RR Fireblade		02 - 03	734*		△	△	657	△	△
CBR 900 RR, Fireblade		92 - 95	622*		△	△	657	△	△
CBR 900 RR, Fireblade		96 - 97	622*		△	△	657	△	△
CBR 1000 RR Fireblade (Rad.cal)		04 - 05	809*	△	△	△	657	△	△
CBR 1000 RR Fireblade (Rad.cal)		06 - 07	809*	△	△	△	834	△	△
CBR 1000 RR Fireblade (Rad.cal)		08	809*	△	△	△	834	△	△
CBR 1000 RR Fireblade (Rad.cal) ABS		09 -	809*	△	△	△	834	△	△
VTR 1000 F Firestorm		97 -	622*		△	△	657	△	△
VTR 1000 SP-1, SP-2		00 -	734*		△	△	657	△	△
KAWASAKI									
ZXR 400 L1-L5		91 - 02	666*		△	△	556	△	△
ZX-6R 600 E1-E5 (Ninja ZX6)		93 - 97	631*		△	△	687	△	△
ZX-6R 600 F1-F3 (Ninja ZX6R)		95 - 97	631*		△	△	687	△	△
ZX-6R 600 Ninja		98 - 01	686*		△	△	687	△	△
ZX-6R 600 Ninja (Rad.cal)		07 - 08	838*	△	△	△	687	△	△
ZX-6R 600 Ninja (Rad.cal)		09 -	838*	△	△	△	687	△	△
ZX-6RR 600 Ninja (Rad.cal)		03 - 06	788*	△	△	△	687	△	△
ZX-6R 636 Ninja		02	686*		△	△	687	△	△
ZX-6R 636 Ninja (Rad.cal)		03 - 06	788*	△	△	△	687	△	△
ZX-7R 750 Ninja P1,P2		96 - 02	686*		△	△	556	△	△
ZX-7RR 750 Ninja N1		96 - 02	676*		△	△	715	△	△
ZX-9R 900 Ninja		96	686*		△	△	687	△	△
ZX-9R 900 Ninja		97 - 01	686*		△	△	687	△	△
ZX-9R 900 Ninja		02 -	782*		△	△	687	△	△
Z 1000		03 - 06	782*		△	△	687	△	△
Z 1000		07 - 09	838*		△	△	657	△	△
ZX-10R 1000 Ninja (Rad.cal)		04 - 07	788*	△	△	△	687	△	△
ZX-10R 1000 Ninja (Rad.cal)		08 - 09	806*	△	△	△	687	△	△
ZX-10R 1000 Ninja (Rad.cal)		10 -	806*	△	△	△	687	△	△
ZX-12R 1200 Ninja		00 - 03	686*		△	△	556	△	△
ZX-12R 1200 Ninja (Rad.cal)		04 -	788*		△	△	556	△	△
KTM									
RC8 1190		08 -	841*	△	△	△	730	△	△

* = 2 sets required / 2 jeux pour l'Avant.
 △ = Available quality / Qualité disponible.

To select compound for racing front/rear - see page 14-15 / Pour sélectionner vos plaquettes racing avant/arrière - voir page 14-15




			RACING				RACING		
			DS	DC	RS		RQ	LS	
KTM									
RC8	1190 R	09 -	841*	△	△	△	730	△	△
MOTO-GUZZI									
	1200 MGS-01 Corsa (Rad.cal)	05 -	762*		△	△	730	△	△
MV AGUSTA									
	750 F4 SPR	01 -	676*		△	△	763	△	△
	750 F4/F4S	99 -	676*		△	△	763	△	△
	1000 F4 R	06 - 07	762*	△	△	△	763	△	△
	1000 F4S	04 - 06	676*		△	△	763	△	△
	1078 F4 CC	08 -	841*	△	△	△	763	△	△
	1078 F4 RR	08 -	841*	△	△	△	763	△	△
MZ									
	660 (MUZ) Skorpion Cup	99 -	566		△	△	519	△	△
	660 (MUZ) Skorpion Replica	97 -	566*		△	△	519	△	△
	660 (MUZ) Skorpion Sport	95 -	566		△	△	519	△	△
SUZUKI									
GSX-R	600	97 - 00	631*		△	△	556	△	△
GSX-R	600	01 - 03	631*		△	△	556	△	△
GSX-R	600 (Rad.cal)	04 - 05	806*	△	△	△	765	△	△
GSX-R	600 (Rad.cal)	06 -	806*	△	△	△	833	△	△
SV	650 ,S Left/Rear	99 - 02	705			△	556	△	△
SV	650 ,S Right	99 - 02	704			△			
SV	650 ,S Left/Rear	03 -	705			△	657	△	△
SV	650 ,S Right	03 -	704			△			
GSX-R	750	94 - 95	686*		△	△	556	△	△
GSX-R	750	94 - 99	686*		△	△	556	△	△
GSX-R	750 (Rad.cal)	04 - 05	806*	△	△	△	765	△	△
GSX-R	750 (Rad.cal)	06 -	806*	△	△	△	833	△	△
GSX-R	750 Y	00 - 03	631*		△	△	556	△	△
GSX-R	1000	01 - 02	686*		△	△	765	△	△
GSX-R	1000 (Rad.cal)	03	788*		△	△	765	△	△
GSX-R	1000 (Rad.cal)	04 - 06	806*	△	△	△	765	△	△
GSX-R	1000 (Rad.cal)	07 - 08	806*	△	△	△	833	△	△
GSX-R	1000 (Rad.cal)	09 -	806*	△	△	△	834	△	△
SV	1000 , S	03 -	631*		△	△	657	△	△
TL	1000 RW	98 - 02	686*		△	△	556	△	△
TL	1000 S V-Twin	97 -	631*		△	△	556	△	△
GSX-R	1100 WP,WR,WS,WT,WV	93 - 97	686*		△	△	556	△	△
TRIUMPH									
	600 Daytona	04	624*		△	△	614	△	△
TT	600	00 - 03	624*		△	△	614	△	△
	675 Daytona (Rad.cal)	06 - 08	782*		△	△	614	△	△
	675 Daytona Triple (Rad.cal)	09 -	864*		△	△	614	△	△
YAMAHA									
TZ	125	97 -	624		△	△	659	△	
TZ	250	90 - 01	624*		△	△	659	△	
TZ	250 (Rad.cal)	02 -	624*		△	△	659	△	
YZF	600 R Thunder Cat	96 - 03	634*		△	△	555	△	△
YZF	600 R6	99 - 02	634*	△	△	△	728	△	△
YZF	600 R6	03 - 04	634*	△	△	△	657	△	△
YZF	600 R6 (Rad.cal)	05	634*	△	△	△	657	△	△
YZF	600 R6 (Rad.cal)	06 -	634*	△	△	△	657	△	△
YZF	750 R, SP	93 - 97	683*			△	555	△	△
YZF	750 R7 OW02	99 -	634*		△	△	733	△	△
YZF	750 R7 OW02 Race kit	99 -	729*		△	△			
FZR	1000	94 - 95	683*			△	555	△	△
YZF	1000 R1	98 - 01	634*	△	△	△	733	△	△
YZF	1000 R1	02 - 03	634*	△	△	△	728	△	△
YZF	1000 R1 (Rad.cal)	04 - 06	634*	△	△	△	657	△	△
YZF	1000 R1 (Rad.cal)(4-pad)	07 - 08	839*	△	△	△	657	△	△
YZF	1000 R1 (Rad.cal)(4-pad)	09 -	839*	△	△	△	657	△	△
YZF	1000 R1 SP (Rad.cal)	06	634*	△	△	△	657	△	△

* = 2 sets required / 2 jeux pour l'Avant.

△ = Available quality / Qualité disponible.

To select compound for racing front/rear - see page 10-13 / Pour sélectionner vos plaquettes racing avant/arrière - voir page 10-13

CALIPERS



**A.P. RACING CALIPERS**

6 Piston 3366/3367 Series	660 RS / RQ
6 Piston 4466/4477 Series	707 RS / RQ
CP-2382/2383	569 HF
CP-2696-36E0/38E0	523 HF / DC
CP-2868-8E0/9E0	698 HF
CP-3369-2E0/3E0	599 RS / RQ
CP-3385-2E0/3E0	599 RS / RQ
CP-3386-2E0/3E0	599 RS / RQ
CP-3485-8S0/9S0	661 RS / RQ
CP-3548	718 SI / RSI
CP-3569-2S0/3S0	599 RS / RQ
CP-3569-4S0/5S0	661 RS / RQ
CP-3586-4S0/5S0	661 RS / RQ
CP-3696-2E0	523 HF / DC
CP-3697-2E0	523 HF / DC
CP-3769-2S0/3S0	599 RS / RQ
CP-4226-2S0/3S0	719 RQ
CP-4484-2S0/3S0	720 RS / RQ
CP-4485	751 HF
CP-4488 Two Pad Radial	
4 Piston Monoblock	785 HS / DC / RS / DS
CP-4638-2E0	523 HF / DC
CP-4679-2S0/3S0	751 HF
CP-6688 Four Pad Radial	
4 Piston Monoblock	805 DC / DS

BERINGER

4 Piston Caliper	631 HF / HS / RSI / DC / RS
6 Piston Caliper	771 HF / HS / RS / RQ
6 Piston Endurance Caliper	779 DC

BRAKING

Front cross	694 SI / RSI
Front Harley Davidson	676 HF / HS
Rear cross (1 piston)	777 SI / RSI
Rear cross (2 piston)	604 SI / RSI
Street, Supermotard	706 HF / HS / DC / RS

BREMBO RACING CALIPERS

Billet 20.4756.52/62, racing	566 HF / HS / RSI / DC / RS	566 HF
Billet P2.24 X20.60.01, racing		732 RQ
Billet P4.24 X20.61.01, racing		759 RQ
Floating Motocross Caliper		
22.5930.62	671 HF / HS / SI / RSI	
Four Pad Radial Monoblock	805 DC / DS	
Goldline 20.5161.42/51, road		519 HF / LS / RQ
Goldline 20.6951.50, road		730 HF / LS / RQ
Goldline 4 pad 20.7850.11/21, road	762 HF / HS / DC / RS	
Goldline single pin 20.5165.55/65, road	566 HF / HS / RSI / DC / RS	566 HF
Goldline two pin 20.6800, road	706 HF / HS / DC / RS	
GP type Radial Monoblock		
Racing Caliper	845 DS	
GP X10.48.13/14, racing	695 DC / RS / DS	
Monobloc X10.17.40/41, racing	711 DC / RS / DS	
Motocross Caliper 22.2180.20		675 HF / LS / SI / RSI
Radial Monobloc X97.37.60/61, racing	711 DC / RS / DS	

GMA

2 Piston Caliper, large Model A	512 HF	512 HF
2 Piston Caliper, small Model B	560 HF	560 HF
4 Piston front Model F	559 HF / HS*	

HARRISON/BILLET CALIPERS

4 Piston Billet	737 HF / RQ	
Big-6	737 HF / RQ	
Mini-6	656 HF / DC	

HHI

4 Piston Caliper	678 HF / HS / DC / RS	678 HF / LS
6 Piston Caliper	676 HF / HS / DC / RS	676 HF

ISR CALIPERS

2 Piston (22-023/026)	504 HF	
2 Piston (22-027/028/029)	519 HF / RQ	
2 Piston (22-030/033)	523 HF / DC	
2 Piston (22-036)	655 HF / DC	
4 Piston (22-025)	519 HF / RQ	
4 Piston (22-043)	655 HF / DC	
6 Piston Racing Caliper, large	656 HF / DC	
6 Piston Racing Caliper, small	655 HF / DC	

JAYBRAKE

2 Piston Caliper ADC/ADCS	560 HF	
2 Piston Caliper, small	559 HF / HS	559 HF
4 Piston Caliper A4 P/L	686 HF / HS / DC / RS	

MOTO-MASTER

Supermoto Racing Caliper	631 HF / HS / RSI / DC	
--------------------------	------------------------	--

MOTOR FACTORY

4 Piston Caliper front/rear	678 HF / DC / RS	678 HF / RQ
-----------------------------	------------------	-------------

NISSIN

3 Piston Racing Rear Caliper		766 LS
4 Piston Caliper	624 HF / HS / DC / RS	
4 Piston Racing Caliper	711 DC / RS / DS	
4 Piston Racing Caliper	825 DC	
6 Piston Racing Caliper	729 HF / HS / DC / RS	
6 Piston Racing Radial Monobloc Caliper (Z0901)	865 DS	

PERFORMANCE MACHINE

112 X 6B	729 HF / HS / DC / RS	
112 X 6QC	729 HF / HS / DC / RS	
112 X 6RSB	683 HF / HS / RS	
112 X 6SSB	683 HF / HS / RS	
124 X 4HR	662 HF / RS / RQ	
125 X 2	559 HF / HS	559 HF
125 X 4R	678 HF / HS / DC / RS	678 HF / LS
125 X 4RSPH	678 HF / HS / DC / RS	
125 X 4S	559 HF / HS*	559 HF*
125 X 4SL	559 HF / HS*	559 HF*
125 X 6	658 HF	
125 X 6QC	683 HF / HS / RS	
137 X 4	662 HF / RS / RQ	



PERFORMANCE MACHINE

137 X 4B 678 HF / HS / DC / RS

678 HF / LS

137 X 6 658 HF

162 X 2 509 HF

PVM

4 Pad Caliper 805 DC

6 Piston Caliper 677 HF

REVTECH

Wilwood Caliper front/rear 566 HF / HS / DC / RS

566 HF

SJP

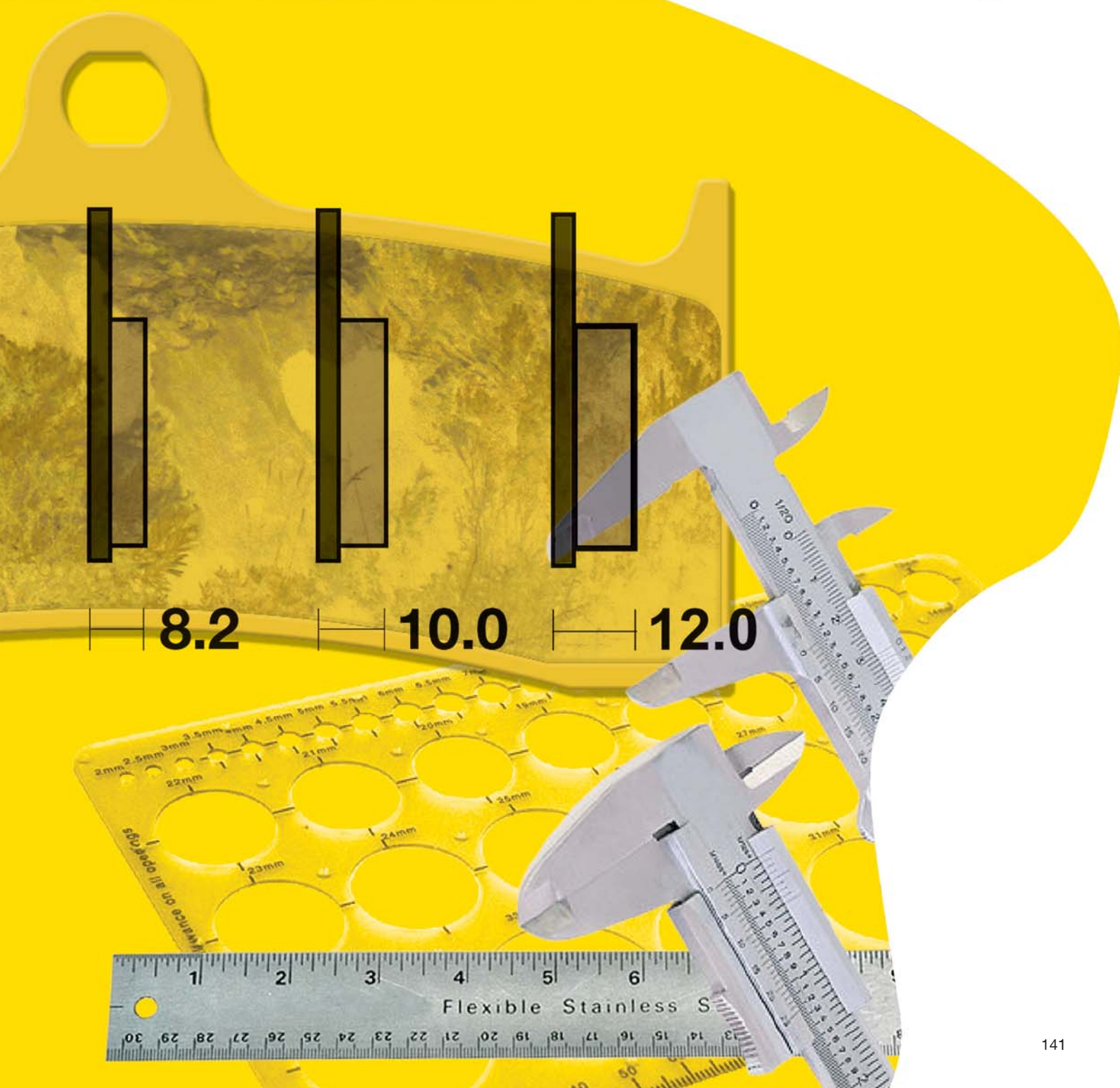
2 Piston Caliper (30-375) 559 HF / HS

559 HF

4 Piston Caliper (30-370) 559 HF / HS

559 HF

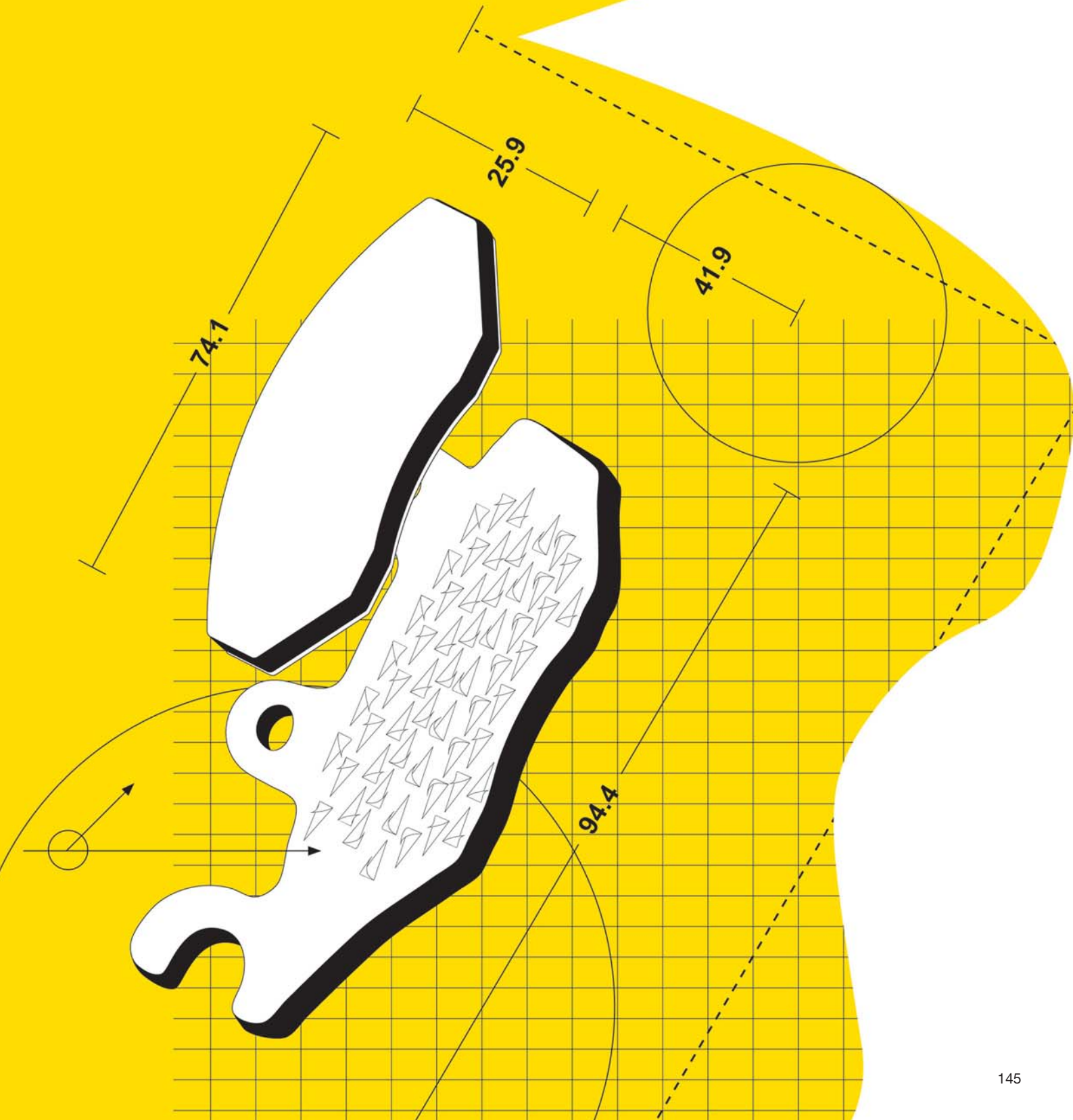
CROSS REFERENCE LIST

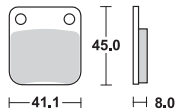


SBS Ref.	Total th.	SBS Ref.	Total th.	SBS Ref.	Total th.	SBS Ref.	Total th.	SBS Ref.	Total th.
103	7.0	200	7.5						
104	7.3	125	9.3						
116	7.5	121	9.0	144	9.8				
119	9.2	134	8.0						
121	9.0	144	9.8	116	7.5				
123	6.3	143	7.0						
125	9.3	104	7.3						
127	9.0	160	11.0						
131	5.5	138	7.0						
134	8.0	119	9.2						
138	7.0	131	5.5						
143	7.0	123	6.3						
144	9.8	116	7.5	121	9.0				
147	9.4	156	8.3						
156	8.3	147	9.4						
160	11.0	127	9.0						
163	9.2	197	8.0						
181	10.4	183	8.1	184	9.9				
183	8.1	184	9.9	181	10.4				
184	9.9	181	10.4	183	8.1				
197	8.0	163	9.2						
200	7.5	103	7.0						
508	12.0	517	9.5						
517	9.5	508	12.0						
519	7.0	583	5.5						
523	10.4	698	7.0						
526	11.0	556	9.0						
539	8.0	540	9.5						
540	9.5	539	8.0						
542	11.0	572	9.0						
551	7.0	814	7.5						
552	8.0	571	9.5						
556	9.0	526	11.0						
558	7.3	709	9.3						
571	9.5	552	8.0						
572	9.0	542	11.0						
581	7.1	582	9.5						
582	9.5	581	7.1						
583	5.5	519	7.0						
584	6.5	592	7.5						
590	10.5	613	8.8						
592	7.5	584	6.5						
599	8.0	661	9.0						
600	8.4	647	10.5	650	9.9				
604	9.8	673	7.5	690	9.0				
611	8.0	713	9.2						
613	8.8	590	10.5						
624	8.5	714	7.0						
627	8.1	811	9.9	700	9.6	654	10.4	630	9.6
630	9.6	627	8.1	811	9.9	700	9.6	654	10.4
632	9.0	648	9.5						
638	8.0	688	9.2						
647	10.5	600	8.4	650	9.9				
648	9.5	632	9.0						
650	9.9	600	8.4	647	10.5				
654	10.4	630	9.6	627	8.1	811	9.9	700	9.6
661	9.0	599	8.0						
662	11.0	678	8.0						
673	7.5	690	9.0	604	9.8				
676	8.2	729	10.0	779	12.0				
678	8.0	662	11.0						
688	9.2	638	8.0						
690	9.0	604	9.8	673	7.5				
695	8.3	711	10.2						
697	6.3	725	7.0						
698	7.0	523	10.4						
700	9.6	654	10.4	630	9.6	627	8.1	811	9.9
706	8.6	727	7.6						

Dimensions in mm / Dimensions en mm
1" = 25.4 mm , 1 mm = 0.04"

DRAWINGS




SBS 100 HF CT

DAELIM

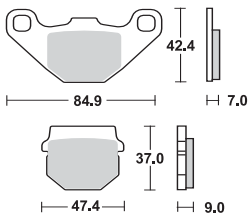
50 Delfino	99-	HF	
50 E-Five	03-	HF	
50 History, S-Five	01-	HF	HF
50 Message II	02-	HF	
50 Tapo	99-	HF	
50 Vivo	99-	HF	
SE 50 Cordi	06-	HF	
100 Delfino	99-	HF	
125 Altino	02-	CT	
125 DLX, Otello DLX	01-	CT	CT
125 History	01-	CT	CT
125 Message II	00-	CT	
125 Otello	99-	CT	
125 Otello	08-		CT
125 S2	06-		CT

DAELIM

125 S2 FI	07-		CT
NS 125 II	00-	CT	
SL 125 U3 FI	07-		CT
250 S2	06-		CT

HONDA

CB 50 all models	80- 81	HF	
CRM 50	88- 92	HF	
MB 50 S	80- 82	HF	
MBX 50	80- 82	HF	
MRX 50	88-	HF	
SP 50	- 91	HF	
CB 80	80- 81	HF	

SBS 101 HF CT

AEON

50 Aero	06-	HF	
50 Regal	06-	HF	
50 Torch	06-	HF	
90 Regal	06-	HF	
100 Pulsar	06-	HF	
110 Aero	06-	HF	
110 Pulsar	06-	HF	
150 Pulsar	06-	CT	

MAICO

50 Cruiser	99-	HF	
50 Thunderbike I	99-	HF	
50 Thunderbike II	99-	HF	
C-1 50 Hard Enduro	99-	HF	
R-1 50 Superbike	99-	HF	
X-1 50 SuperCross	99-	HF	

MZ

50 (MUZ) Moskito SX	00-	HF	
---------------------	-----	----	--

CPI

50 Hussar	01- 02	HF	
50 Mars	01-	HF	
50 Popcorn	01- 02	HF	

PETERSON

50 Hurricane	95-		HF
SR 50 Racing	95-		HF
80 Hurricane	95-		HF
SR 80 Racing	95-		HF

FANTIC

50 Regolarna Casa	08-		HF
50 Supersei Motard	08-		HF

PGO

50 Big Max	03-	HF	
50 Comet	91-	HF	
50 Galaxy	91-	HF	
50 Road 66	95-	HF	
PS 50	93	HF	
90 Galaxy	92-	HF	

GARELLI

125 Raider	02-	CT	
------------	-----	----	--

PIAGGIO VESPA

50 Typhoon	06-	HF	
NRG 50 Power DD	06-	HF	
NRG 50 Purejet	06-	HF	

HYOSUNG

50 Avanti	99- 01	HF	
50 Avanti	02-	HF	
50 Rush	97-	HF	
50 Sense	98-	HF	
50 Super Cab	95-	HF	
50 Super Cab Plus	98-	HF	
SB 50	00-	HF	
SB 50 P	00-	HF	
SD 50	00-	HF	
SF 50	99-	HF	
100 Cab	98-	HF	
EZ 100	00-	HF	
110 Midas Plus	98-	HF	
FX 110 110	02-	HF	
KR 110 Master	04-	HF	

RIEJU

RS2 50 NKD	06-		HF
------------	-----	--	----

SULA

50 Thunder Bird	99-	HF	
100 Thunder Bird	99-	HF	
125 Thunder Bird	99-	CT	

SUZUKI

AE 50 R/L	88-	HF	
AH 50 Adress	92- 95	HF	
CP 50	85-	HF	
CR 50 DC	87-	HF	
ZZ 50 Scooter	92-	HF	
AH 80 Adress, V, Tune	88-	HF	
AH 100 Adress, V	91- 94	HF	
LIDO 125 Vario Scooter	90-	CT	
UE 125	01-	CT	
UE 150 CT	02-	CT	

ITALJET

100 Millennium 2T	01-	HF	
125 Millennium	00-	CT	
150 Millennium	00-	CT	

KEEWAY

50 Flash	07-	HF	
50 Hurricane	06-	HF	
90 Hurricane	06-	HF	



TGB			
309 Racing	05-	HF	
309 RS	00-	HF	
507	05-	HF	
Double X	05-	HF	
J409	00-	HF	
50 101R	05-	HF	
50 101S	99-	HF	
50 202T	99-	HF	
50 303R	99-	HF	
50 Akros	99-	HF	
50 Bullet	09-	HF	HF
50 Bunny	97-	HF	
50 Ergon	96-	HF	
50 Hawk	09-	HF	
50 Hiv's	99-	HF	
50 Hook	10-	HF	
50 Trigger	99-	HF	
R 50 X	06-		HF
90 101S	99-	HF	

ADLY			
50 Panther	01-	HF	
50 Silver Fox	06-	HF	
50 Super Sonic	00-	HF	
50 Thunderbike	97-	HF	
RS 50 Super Sonic	06-	HF	HF
100 Panther	01-	HF	
100 Silver Fox	06-	HF	
100 Super Sonic	01-	HF	
100 Thunderbike	01-	HF	HF
125 Super Sonic	01-	CT	
125 Thunderbike	01-	CT	CT

EASY RIDER			
50 Easy Rider	99-	HF	

GILERA			
50 Eaglet	97-		HF

KREIDLER			
25 Florett XL	99-	HF	
50 Florett	99-	HF	

MALAGUTI			
125 Blog	10-		CT
160 Blog	10-		CT

CAGIVA			
50 Mito	99-	HF	
125 Stella	97-	CT	

DAELIM			
110 City Ace	03-	HF	

GARELLI			
125 Joker 2	02-	CT	
150 Joker 2	02-	CT	

HONDA			
MBX 50 S	83- 85	HF	
NS 50 F, Aero	88-	HF	
NS-1 50	91-	HF	

TGB			
90 202T	99-	HF	
90 Akros	99-	HF	
90 Ergon	99-	HF	
90 Hiv's	99-	HF	
90 Trigger	99-	HF	
125 101S	99-	CT	
125 202T	99-	CT	
125 303R	99-	CT	
125 Hook	10-	HF	

UVM			
50 BeThere	99-	HF	
50 Bingo	99-	HF	
125 BeThere	99-	CT	
125 Bingo	99-	CT	
125 Paragon	99-	CT	

PEUGEOT			
50 Buxy			
(Hengtong cal.)	94-		HF
50 Kisbee	10-		HF
50 Speedake			
(Hengtong cal.)	94-		HF
50 Speedfight LC,			
(Hengtong cal.)	96-		HF
50 Squab			
(Hengtong cal.)	94-		HF
50 Trekker Offroad	99-		HF
50 Vivacity			
(Hengtong cal.)	05-		HF
100 Vivacity			
(Hengtong cal.)	05-		HF

SIAM			
50 Mat	97-		HF
100 Mat	97-		HF

SMC			
50 Easy Rider	97-		HF

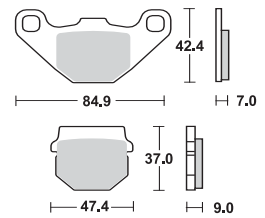
SUZUKI			
AJ 50 Sepia	92-		HF
AH 80 Scooter	92-		HF

HONDA			
NSR 50	89- 90		HF
NSR 75 Fil	88- 00		HF
NSR 80 R	87- 92		HF

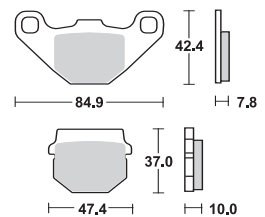
HYOSUNG			
125 Boomer	03-		CT
125 Exceed	02-		CT
150 Exceed	02-		CT

KYMCO			
100 Spike	02-		HF
110 Spike	03-		HF
125 Jetix	08-		CT
125 Spike	02-		CT

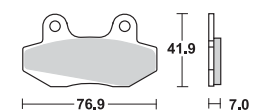
HF CT SBS 101



HF CT SBS 102

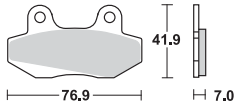


HF CT SBS 103





SBS 103 HF CT



MZ

125 Mantizz S	07 -	CT
---------------	------	----

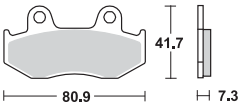
SACHS

50 MadAss	04 -	HF
50 MadAss 4T	05 -	HF

SYM

125 Wolf Legend	02 -	CT
-----------------	------	----

SBS 104 HF CT MS



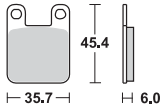
HONDA

100 Lead	00 -	HF
NES 125 @	01 -	CT
SH 125	02 - 08	CT
NES 150 @	01 -	CT
SH 150	02 - 08	CT
CH 250 Spacy, Freeway Fusion	88 -	MS

PGO

50 T-Rex 3 (TR3-50)	02 -	HF
---------------------	------	----

SBS 105 HF CT



If required with springs - see SBS 188

APRILIA

RS 50	06 -	HF
RX 50	06 -	HF

BARIGO

Scooter electric	97 -	HF
------------------	------	----

BETA

50 Eikon	99 -	HF	HF
50 Techno	96 -	HF	HF
50 Tempo	92 - 96	HF	
RR 50 Enduro	99 -	HF	
RR 50 Pro Race	98 -	HF	
RR 50 Standard	99 -	HF	
RR 50 Supermotard	99 - 03	HF	
RR 50 Supermotard	04 - 07	HF	HF
125 Eikon	99 - 03	CT	CT
150 Eikon	99 - 03	CT	CT
250 Eikon	99 -	CT	CT

BULTACO

50 Astro	01 -	HF
50 Lobito	99 -	HF

CAGIVA

50 Corsa	98 -	HF
50 Mantis	99 -	HF
50 Mito	99 -	HF
50 Progress	98 -	HF

CPI

50 Supermoto, Supercross	03 -	HF	HF
-----------------------------	------	----	----

DERBI

50 Atlantis	99 -	HF
50 Atlantis 4T	04 -	HF

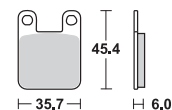
DERBI

50 Atlantis Bullet	04 -	HF	
50 Atlantis H2O	01 -	HF	
50 Atlantis H2O Wave	01 -	HF	
50 Atlantis Wave	01 -	HF	
50 Aventura	96 -	HF	
50 Black Devil	04 -	HF	
50 DRD Pro corse	06 -	HF	
50 DRD Racing R	05 -	HF	
50 DRD Racing R Ltd.	05 -	HF	
50 DRD Racing SM	05 -	HF	
50 DRD Racing SM Ltd.	05 -	HF	
50 Fenix	94 -	HF	HF
50 Furax	96 -	HF	HF
50 Hunter	97 -	HF	
50 Manhattan	99 -	HF	
50 Predator LC	99 -	HF	HF
50 Predator O2	00 -	HF	HF
50 Rambla	06 -	HF	HF
50 Savannah	91 -	HF	
50 Senda L	99 -	HF	HF
50 Senda R DRD	03 - 04	HF	HF
50 Senda R, X-Treme	94 - 04	HF	HF
50 Senda SM DRD	03 - 04	HF	HF
50 Senda SM DRD Black Edition	03 -	HF	
50 Senda SM, X-Treme	99 -	HF	HF
50 Stinger	96 -	HF	
50 Vamos FL	95 -	HF	
50 Vamos L	95 -	HF	
50 Vamos R (A.J.P. cal.)	95 -	HF	
50 Variant Sport-R	01 -	HF	
50 X-Race R	05 -	HF	HF
50 X-Treme R	05 -	HF	HF
GP 50	01 -	HF	
GP1 50	01 -	HF	HF



DERBI			
GPR 50 R	98-		HF
GPX1 50	06-		HF
ST 50 Paddock	96-	HF	
GPR 80 Cup	04-		HF
100 Atlantis 4T	04-	HF	
100 Atlantis Q2/H2O	01-	HF	
125 Predator	99-	CT	
GPR 125	05-		CT
GPR 125 Nude	05-		CT
GPR 125 Racing	09-		CT
FACTORY			
RP 50 Desert	04-		HF
SM 50 Chrono	04-		HF
SP 50 Chrono	04-		HF
YR 50 Desert	04-		HF
FANTIC			
50 Trial .5 .7 .9	89-	HF	HF
GILERA			
50 H@k	99-	HF	HF
50 Zulu	01-	HF	HF
GSM 50 Supermotard	01-	HF	HF
RCR 50	04-	HF	HF
SMT 50	04-	HF	HF
125 GSM	00-	CT	CT
SC 125	06-		CT
HERO ENVOY			
50	99-	HF	
HRD			
50 Sonic 2			
Supermotard	00- 02		HF
50 Sonic 2 Trail	00- 02		HF
HUSQVARNA			
50 Racing	98-	HF	
SM 50	02-		HF
WR 50	02-		HF
WRS 50	98-	HF	
ITALJET			
50 Dragster	99-	HF	HF
50 Formula Air	99-	HF	HF
50 Formula L.C.	98-	HF	HF
50 Torpedo	98-	HF	
50 Torpedo 4T	01-	HF	
125 Dragster	99-	CT	CT
125 Formula L.C.	99-	CT	CT
125 Jupiter	02-		CT
125 Torpedo	99-	CT	
125 Twin	98-	CT	CT
150 Jupiter	02-		CT
150 Torpedo 4T	01-	CT	
180 Dragster	99-	CT	CT
MACAL			
AM5/6 50 Trophy	99-	HF	
AM5/6 50 Trophy H2O	99-	HF	
MALAGUTI			
50 Fifty	04-		HF
NKD 50	04-		HF
XSM 50	03-		HF
XTM 50	03-	HF	HF

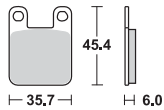
MBK				HF	CT			SBS 105
50 X-Limit	04-	HF		HF				
50 X-Power	04-			HF				
MINARELLI								
MR 80				HF				
MOTORHISPANIA								
MH 50 Furia 6v	99-	HF		HF				
MH 50 Furia Max	06-	HF		HF				
MH 50 Urban Bike	06-			HF				
RX 50 Racing	00-			HF				
RYZ 50 Enduro	05-	HF		HF				
RYZ 50 Supermotard	05-			HF				
PEUGEOT								
50 Blaster	09-			HF				
50 Blaster RS12	09-			HF				
50 Buxy (A.J.P. cal.)	94-			HF				
50 Elyseo	02-	HF		HF				
50 Elyseo (A.J.P. cal.)	99- 01			HF				
50 Elystar	03-			HF				
50 Jet C-Tech	09-	HF		HF				
50 Jet-Force	03-	HF		HF				
50 Looxor	02- 05			HF				
50 Looxor	06-	HF		HF				
50 Ludix	04-			HF				
50 Speedake								
(A.J.P. cal.)	94-			HF				
50 Speedfight 2 A/C	01-			HF				
50 Speedfight 2 L/C	01-			HF				HF
50 Speedfight 2 X-Race,								
Furious, 206 WRC	01-	HF		HF				HF
50 Speedfight								
LBD/LBDP	00-			HF				HF
50 Speedfight LC,								
(A.J.P. cal.)	96-			HF				
50 Squab (A.J.P. cal.)	94-			HF				
50 TKR Furious	05-			HF				
50 TKR WRC	05-			HF				
50 Trekker Metal-X	01-			HF				
50 Trekker Road	99-			HF				
50 Trekker Streetboard	00-			HF				
50 Trekker Urban Black	00-			HF				
50 Vivacity (A.J.P. cal.)	99- 07			HF				
XP 6 50 Enduro	06-	HF		HF				
XP 6 50 Supermotard	06-	HF		HF				
XP 6 50 Trail	04- 05	HF		HF				
XP S-6 50 Enduro	02-	HF		HF				
XP S-6 50 Supermotard	04-			HF				
XR 6 50 Race Spec	02- 07			HF				
XR 7 50	08-			HF				
100 Elyseo	02-	HF		HF				
100 Elyseo (A.J.P. cal.)	99- 01			HF				
100 Looxor	02-	HF		HF				
100 Speedfight	00-	HF		HF				
100 Speedfight 2,								
X-Race	01-	HF		HF				
100 Trekker Road	99-			HF				
100 Vivacity (A.J.P. cal.)	99- 07			HF				
125 Elyseo (A.J.P. cal.)	99			CT				
125 Ludix	04-			CT				
125 Satelis	04- 05			CT				
PIAGGIO VESPA								
50 Diesis	02-			HF				
100 Diesis	02-			HF				



If required with springs - see SBS 188



SBS 105 HF CT



If required with springs - see SBS 188

RIEJU

50 First, H2O	97 -	HF	
50 Racing			
Spec. Edition	01 -	HF	
50 Spike Racing	02 -	HF	HF
50 Spike Racing	02 -	HF	HF
50 Tango	08 -		HF
50 Windy	97 -	HF	
MRX 50 , Racing	02 -	HF	HF
MRX 50 Pro	05 -		HF
NKD 50	04 - 07		HF
RRX 50	08 -	HF	HF
RRX 50 Spike	08 -	HF	HF
RS1 50 , Castrol	01 -		HF
RS1 50 Evolution	96 - 00	HF	HF
SMX 50	02 -	HF	HF
SMX 50	02 -		HF
SMX 50 Pro	08 -		HF

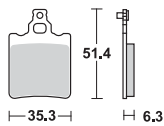
ROXON

50 Duel SM	06 -	HF	HF
50 Duel TT	06 -	HF	HF

SACHS

50 MadAss 4T	05 -		HF
--------------	------	--	----

SBS 106 HF CT



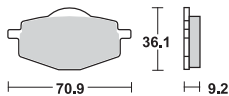
APRILIA

AF1 50 AE	86 -		HF
AF1 50 Europa, Futura	90 -		HF
MX 50	03 -		HF
RS 50	96 - 99		HF
RS 50 , Replica	00 - 02		HF
RS 50 , Replica	03 - 05		HF
RX 50	90 -		HF
RX 50 Racing	04 - 06		HF
125 Leonardo	96		CT

CAGIVA

50 Blues	89		HF
50 Cocis	88 -		HF

SBS 107 HF CT



MALAGUTI

125 Centro ie	08 -		CT
160 Centro ie	08 -		CT

MBK

100 Booster	01 -	HF	
125 Flame R/F	95 - 03	CT	
150 Vertex	97 -	CT	

YAMAHA

50 Cygnus	96 -	HF	
DT 50 R	96 - 97	HF	
TDR 50	90 -	HF	HF
TZM 50 R	94 -		HF
TZR 50	90 - 92		HF
105 Crypton	98 -	HF	
DT 125 R	96 - 97	CT	CT
DT 125 R	98 -	CT	CT
XC 125 Cygnus F	00 -	CT	
XC 125 F	00 -	CT	
XC 125 TR Cygnus, R	96 -	CT	

SHERCO

50 Supermotard, Enduro	02 - 06		HF
------------------------	---------	--	----

SIMSON

125 Star	99 -	CT	
----------	------	----	--

SUZUKI

AY 50 , Katana	96 -	HF	
AY 50 W	00 -		HF
AY 50 WR	00 -		HF
RMX 50	00 -	HF	HF
SMX 50 Super Motard	00 -	HF	HF
UF 50 Estilete	00 -	HF	
UX 50 W Zillion	99 -	HF	

TOMOS

50 Hip Hop	06 -	HF	
50 Racing	06 -	HF	
50 Street Soul	06 -	HF	
50 Youngst'r	06 -	HF	
SE 50	05 -		HF

YAMAHA

DT 50 R	04 -	HF	
TZR 50	03 -		HF

KYMCO

B 125 Freeway	93 - 95	CT	
---------------	---------	----	--

YAMAHA

XC 150 Fly One R	98 -	CT	
------------------	------	----	--



APRILIA			
125 Leonardo			
(Grimeca cal.)	99 -	CT	
125 Scarabeo,			
Scarabeo GT	99 - 02	CT	
125 Scarabeo,			
Scarabeo GT	03	CT	
125 Sportcity	05 -	CT	
150 Leonardo			
(Grimeca cal.)	99 -	CT	
150 Scarabeo	99 -	CT	
200 Scarabeo,			
Scarabeo GT	02	CT	
200 Scarabeo,			
Scarabeo GT	03	CT	
200 Sportcity	05 -	CT	
250 Leonardo			
(Grimeca cal.)	99 - 01	MS	
250 Leonardo			
(Grimeca cal.)	02 -	MS	
250 Sportcity ie	07 -	MS	
300 Leonardo			
(Grimeca cal.)	05 -	MS	
400 Scarabeo ie	07 -	MS	
500 Atlantic Left/Rear	02 - 05	MS	
500 Scarabeo	03 - 06	MS	
500 Scarabeo Class	10 -	MS	
500 Scarabeo ie	07 -	MS	

CAGIVA

50 Blues	89	HF	
----------	----	----	--

APRILIA

50 Red Rose	90 -	HF	
AF1 50 AE	86 -	HF	
AF1 50 Europa, Futura	90 -	HF	

BENELLI

50 Chrono	92 - 93	HF	
-----------	---------	----	--

KTM

GO 50	94 -	HF	
-------	------	----	--

MALAGUTI

50 Centro	93 -	HF	
F-12 50 Phantom L.C.	94 - 98	HF	

HONDA

NH 50 Lead	86 - 93	HF	
NH 80 Lead Scooter	86 -	HF	

KYMCO

50 Manboy	95 -	HF	
50 Zap			
(Disc Brake version)	95 -	HF	
SP 90 Yup	95 -	HF	

SYM

50 Bullet	93	HF	
50 Cinderella	01 -	HF	
50 Mio	05 -	HF	
DD 50	02 -	HF	



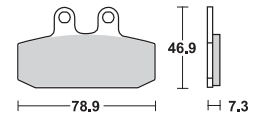
GILERA			HF	CT	MS	SBS 108
125 Cougar	99 -	CT				

MALAGUTI

125 Runner	87 -	CT				
GT 500 Spidermax	04 -	MS				
RS 500 Spidermax	09 -	MS				

SIMSON

125 Schikra	99 -	CT				
-------------	------	----	--	--	--	--

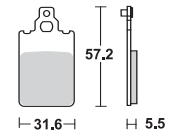


MALAGUTI

MALAGUTI			HF	CT	SBS 109
F-15 50 Fire Fox L.C.	96 -	HF			

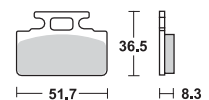
YAMAHA

DT 50 R	98 - 03	HF			
---------	---------	----	--	--	--

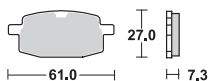


SYM

SYM			HF	CT	SBS 110
100 Cinderella	01 -	HF			
100 Mio	05 -	HF			



SBS 111 HF CT

**ADLY**

	25 Silver Fox	00 - 05	HF	
	50 Cat	01 -	HF	
	50 Cosy	01 -	HF	
	50 Fox	00 -	HF	
	50 Fox Plus	01 -	HF	
	50 Jet	96 -	HF	
	50 Pista, Pista Twin Light	96 -	HF	
	50 Silver Fox	00 - 05	HF	
RT	50 Road Tracer	02 -	HF	
	70 Fox Plus	01 -	HF	
	70 Pista, Pista Twin Light	01 -	HF	
	80 Cosy	01 -	HF	
RT	90 Road Tracer	02 -	HF	
	100 Cat	01 -	HF	
	100 Jet	96 -	HF	
	100 Silver Fox	01 - 05	HF	
RT	100 Road Tracer	02 -	HF	
	125 Cat	01 -	CT	

BS VILLA

AX	50	93 -	HF	
GZ	50	93 -	HF	

CAGIVA

	50 City	08 -	HF	
--	---------	------	----	--

FANTIC

	50 Big Wheel	93 -	HF	
	50 Grinta	95 -	HF	
	50 Leader	95 -	HF	
	50 Pony SR	93 -	HF	
	50 Queenie	95 -	HF	

GARELLI

	50 Starter	02 -	HF	
CPR	50	02 -	HF	
FX	50	02 -	HF	
PMX	50 Rally	00 -	HF	
SR	50 Pony	95 -	HF	

ITALJET

	Yankee 8	94 -	HF	HF
	50 Bazooka	93 -	HF	
	50 Cruise	95 -	HF	
	50 Pista 2	92 -	HF	

LEM

	50 Flash	94 -	HF	
--	----------	------	----	--

MBK

	50 Target	92 -	HF	
--	-----------	------	----	--

MZ

	50 (MUZ) Moskito	99 -	HF	
	125 (MUZ) Moskito	99 -	CT	

PETERSON

	50 Hurricane	95 -	HF	
SR	50 Racing	95 -	HF	
	80 Hurricane	95 -	HF	
SR	80 Racing	95 -	HF	

PEUGEOT

	50 V-Clic	08 -	HF	
--	-----------	------	----	--

PGO

	50 Big Max	94 - 02	HF	
	50 Big Max Sport	96 -	HF	
	50 Comet	93 -	HF	
	50 EPS	96 -	HF	
	50 Hot	97 -	HF	
	50 Mega	96 -	HF	
	50 Tornado	96 -	HF	
PMX	50	97 -	HF	
	80 Big Max	94 -	HF	
	90 Big Max	97 -	HF	
	90 Tornado	00 -	HF	
	100 Big Max	96 -	HF	
PMX	110	00 -	HF	
	125 Kung Fu			CT
	125 Tornado	96 -	CT	

SHE-LUNG

	50 Falcon	97 -	HF	
	125 Mars	97 -	CT	

SIAMOTO

	50 Birdie	02 -	HF	
--	-----------	------	----	--

SULA

	50 City Bird	99 -	HF	
--	--------------	------	----	--

TGB

	250 Dynasty	06 -		CT
--	-------------	------	--	----

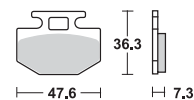
YAMAHA

	50 Axis Pro Foot	92 -	HF	
CR	50 Target	91 -	HF	
CR	50 Z	91 - 95	HF	
JOG	50 (Spain)	88 -	HF	
JOG	50 R		HF	
RS	50 Champ	88 -	HF	
YE	50 Zest (Japan)	92 - 95	HF	
YE	80 Zest (Japan)	93 -	HF	
	90 Axis Pro Foot	94 -	HF	
CR	90 Target	91 -	HF	
JOG	90	90 -	HF	
YA	90 Axis	90 -	HF	



HONDA				
NH	50 Lead SS,MR,MSE	84 - 85	HF	
NH	80 Lead Scooter	85	HF	
NH	125 Lead Scooter	86 - 87	CT	

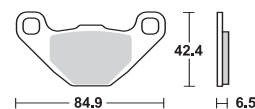
HF CT SBS 112



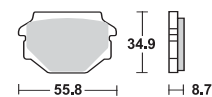
APRILIA				
RX	125	92		CT

HF CT SBS 113

MALAGUTI				
F-10	50	92 - 93	HF	



PEUGEOT				
SV	50 Roland Garros	93 -	HF	
SV	50 Sport	93 -	HF	

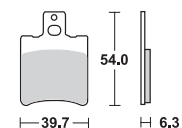


APRILIA				
LX	50 Amico, Sport	92 -	HF	
SR	50 Europa	93 -	HF	
SR	50 Urban Kid	93 -	HF	
SR	50 Viper	93 -	HF	

HF CT SBS 114

ATALA				
AT10	25	97 -	HF	
	50 Skeggia	98 -	HF	
AT10	50	97 -	HF	

SUZUKI				
AP	50	95 -	HF	
AY	50, Katana	96 -	HF	



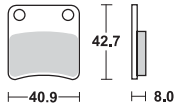
YAMAHA				
JOG-Z	50	90 -	HF	
YE	50 Zest (Italy)	92 - 95	HF	
YH	50	98 -	HF	
YM	50 Breeze, Fizz	95 -	HF	
YQ	50 Aerox	97 - 00	HF	
YQ	50 Aerox	01 -	HF	
YE	80 Zest (Italy)	93 -	HF	

MBK				
	50 Booster Next Gen.	97 -	HF	
	50 Booster Rocket	95 -	HF	
	50 Booster Track	97 -	HF	
	50 Equalis	96 -	HF	
	50 Evolis	92 -	HF	
	50 Fizz	93 -	HF	
	50 Forte	94 -	HF	
	50 Nitro	97 - 00	HF	
	50 Nitro	01 -	HF	
	50 Ovetto	97 -	HF	
	80 Evolis	94 -	HF	

PGO				
	50 Rodoshow	01 -	HF	
	90 Rodoshow	02 -	HF	

PIAGGIO VESPA				
	50 Zip & Zip	94 -	HF	

SHE-LUNG				
	50 Racer	96 -	HF	

**SBS 115 HF CT****BS VILLA**

ZX	50	93 -	HF
----	----	------	----

CAGIVA

	50 City	92 - 94	HF
--	---------	---------	----

DAELIM

	50 Bonita	09 -	HF
GZ	50 G Message	98 -	HF
SJ	50 S-Five	06 -	HF

GARELLI

	125 Panther	02 -	CT
	150 Panther	02 -	CT

GARELLI

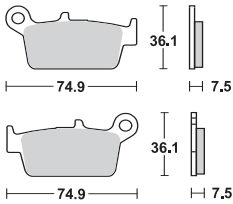
	250 Panther	02 -	CT
--	-------------	------	----

HONDA

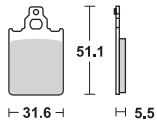
	50 Tact S	93 -	HF
CRM	50	93 - 96	HF
GP	50 Dio	91 -	HF
HSC	50 ZR, 01 Scooter	92 -	HF
SR	50 Dio	93 -	HF
SR	50 Super Dio	91 - 92	HF
ZX	50 Super Dio	92 -	HF

SYM

	50 Super Fancy	98 -	HF
--	----------------	------	----

SBS 116 HF CT**PEUGEOT**

SV	50 Geo	92	HF
SV	80 Geo	91 - 92	HF
SV	125 Geo	91 - 92	CT

SBS 117 HF CT**APRILIA**

SR	50 Replica	94 -	HF
----	------------	------	----

CAGIVA

	80 City	93 -	HF
--	---------	------	----

ITALJET

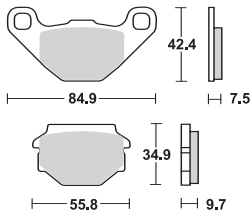
	50 Formula	94 -	HF
	80 Formula	94 -	HF
	125 Formula	94 -	CT

PIAGGIO VESPA

	50 Quartz	92 -	HF
	80 Skipper	93 - 95	HF

PIAGGIO VESPA

	125 Skipper	93 - 95	CT
	150 Skipper	93 -	CT

SBS 118 HF**FANTIC**

	50 Big Wheel	93 -	HF
	50 Grinta	95 -	HF
	50 Leader	95 -	HF



HONDA			
NS-1	75	92 -	HF
NSR	80 R	93 -	HF

KEEWAY			
100 Partner		06 -	HF
110 Partner		06 -	HF
125 Speed		06 -	CT
150 Speed		06 -	CT

KYMCO			
50 B&W		04 -	HF
50 Dink, Dink Sport, B&W		99 -	HF
50 New Dink		08 -	HF
50 Spacer		99 -	HF
50 Super-9 A/C		02 -	HF
50 Super-9 L/C		02 -	HF
50 Yager		01 -	HF
100 Cobra Racer		99 -	HF
125 B&W, Dink Sport		99 -	CT
125 Cruiser		99 -	CT
125 Dink		96 - 99	CT
125 Dink		00 -	CT
125 Grand Dink		02 -	CT
125 Movie		99 -	CT
125 Movie XL		01 -	CT
125 New Dink		08 -	CT

APRILIA			
MX	50	03 -	HF
RS	50 , Replica	00 - 02	HF
RS	50 , Replica	03 - 05	HF
RX	50	90 -	HF
RX	50 Racing	04 - 06	HF
ETX	125	99 -	CT
RX	125	92	CT

BENELLI			
400 Velvet Dusk		03 -	CT

BETA			
RR	50 Enduro Alu	04 - 07	HF
RR	50 Supermotard Alu	04 - 05	HF

CPI			
50 GTR		02	HF
50 GTS		02 -	HF
125 GTR, GTS		02 -	CT
200 GTR, GTS		02 -	CT

FACTORY			
RP	50 Desert	04 -	HF
SM	50 Chrono	04 -	HF
SP	50 Chrono	04 -	HF
YR	50 Desert	04 -	HF

GILERA			
50 DNA		01 -	HF
125 DNA		01 -	CT
FX	125 Runner (Grimeca cal.)	00 -	CT
FX	125 Runner SP (Grimeca cal.)	00 -	CT
VX	125 Runner 4T (Grimeca cal.)	01 -	CT



KYMCO			
125 Quannon		08 -	CT
125 Spacer		99 -	CT
125 Techno GT		06 -	CT
125 Yager		01 -	CT
125 Yager GT		09 -	CT
150 B&W		01 -	CT
150 Dink		99 -	CT
150 Grand Dink		02 -	CT
150 Movie XL		01 -	CT
150 Spacer		99 -	CT
150 Yager		01 -	CT
150 Zing		99 -	CT
200 Dink		04 -	CT
200 i New Dink		08 -	CT
200 Like i		10 -	CT
200 Yager		04 -	CT
250 B&W, Dink Sport		01 -	MS
250 People		03 -	MS
250 Yup		03 -	MS
300 People Si Right		08 -	CT

SYM			
RS	125	05 -	CT
RS	150	05 -	CT

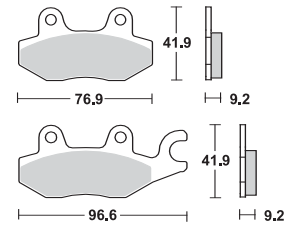
GILERA			
175 Mad Mud		02 -	CT
180 DNA		01 -	CT
FXR	180 Runner	98 - 99	CT
FXR	180 Runner (Grimeca cal.)	00 -	CT
FXR	180 Runner SP (Grimeca cal.)	00 -	CT
VXR	180 Runner 4T (Grimeca cal.)	01 -	CT
FX	200 Runner SP	98 -	CT
VXR	200 Runner 4T (Grimeca cal.)	01 -	CT

MALAGUTI			
XSM	50	03 -	HF
R	125 Madison	99 -	CT
	150 Madison	99 -	CT
	180 Madison	02 -	CT
S	200 Madison	03 -	CT

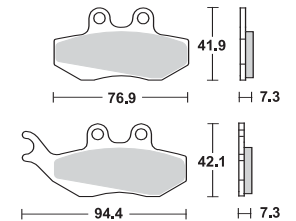
PIAGGIO VESPA			
GTX	125 SuperHexagon (Grimeca cal.) (11" wheels)	00 -	CT
LX	125 Hexagon	99 -	CT
LX	125 Skipper, ST	99 -	CT
LX4	125 Hexagon	99 -	CT
GTX	180 SuperHexagon (Grimeca cal.) (11" wheels)	00 -	CT
LXT	180 Hexagon	99 -	CT
GT	250 Hexagon	99 -	MS
GTX	250 Super Hexagon	01 -	MS

RIEJU			
RS1	50 , Castrol	01 -	HF

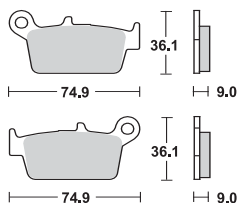
HF CT MS SBS 119



HF CT MS SBS 120



SBS 121 HF



DAELIM

50 Besbi 07- HF

ENDRESS

EMR 50 95- HF

HONDA

CRM 50 88- 92 HF
 CRM 50 93- 96 HF
 NH 50 Lead 94- HF
 75 Yupy 90- HF
 NS-1 75 92- HF
 NSR 80 R 87- 92 HF
 NSR 80 R 93- HF
 NH 90 Yupy 90- 94 HF
 NS 150 92- HF

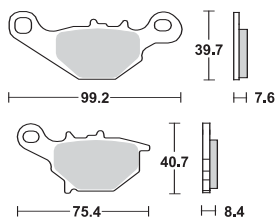
ITALJET

125 Amarcord 08- HF

KYMCO

50 Cobra Cross 01- HF
 50 Cobra Exclusive 01- HF
 50 Cobra Racer 01- HF
 50 Easy 01- HF
 50 Filly LX 01 HF

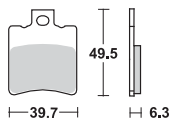
SBS 122 HF CT



SUZUKI

AN 50 95 HF
 TR 50 Street Magic 97- HF
 UG 110 Hokuto 00- HF
 125 Vecstar 94- CT
 AN 125 R 94- CT
 UC 125 Epicuro 99- CT
 AN 150 98- CT
 UC 150 Epicuro 99- CT
 250 Vecstar 94- CT

SBS 123 HF CT



APRILIA

50 Amico, Scooter 92 HF
 50 Amico, GL, GLE 93- HF
 50 Business 97- HF
 50 Classic 96- HF
 50 Club 97- HF
 50 Gulliver 96- HF
 50 McGulliver 00- HF
 50 Rally 95- HF
 50 Scarabeo Ditech 02- HF
 50 Scarabeo Street 00- HF
 50 Scarabeo, 2nd series 94- 99 HF
 50 Sonic, GP 99- HF
 50 Younger 97- HF
 AC 50 Rally 97- HF
 LC 50 Rally 97- HF HF
 SR 50 Ditech 01- HF
 SR 50 Racing 00- HF
 SR 50 Replica (Liquid Cooled) 96- HF
 SR 50 Stealth, Racing 97- HF HF
 SR 50 Street 05- HF

KYMCO

50 Heroism 95- 96 HF
 50 Scout 95- HF
 50 Topboy on/off road 96- HF
 50 Topboy Racer/Cross 01- HF
 50 Yup 01 HF
 CX 50 Curio Super 94- HF
 DD 50 Sniper 94- HF
 K12 50 95- HF
 KB 50 95- HF
 ZX 50 Fever 96- HF
 100 Topboy on/off road 99- HF
 KB 100 99- HF
 150 Freeway 95- HF

PEUGEOT

SV 50 Geo 93- HF
 SV 50 L 93- HF
 SV 80 Geo 93- HF
 SV 125 C Executive 96- HF
 SV 125 Executive 94- HF
 SV 125 Geo 93- HF

APRILIA

125 Leonardo 96 CT

ATALA

25 Carosello 97- HF
 50 Carosello 97- HF
 50 Hacker 95- HF
 125 Hacker 98- CT

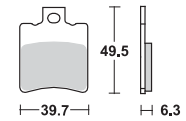
BENELLI

50 Chrono 94- HF
 50 Nemo, Quadra 94- HF
 50 Pepe 99- HF
 491 50 GT, Sport 98- HF
 491 50 Naked 99- HF
 491 50 Racing 99- HF HF
 491 50 RR, -GP 00- HF HF
 491 50 ST 01- HF
 491 50 Superbike 99- HF HF
 K2 50 Air 98- HF HF
 K2 50 LC 99- HF HF
 K2 50 Namur 99- HF HF
 100 Naked 02- HF



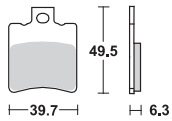
BENELLI			
K2	100 Biposto	99 -	HF
LX	100 Pepe	02 -	HF
	125 Adiva	00 -	CT
	125 Velvet,		
	Velvet Touring	99 -	CT
	150 Adiva	00 -	CT
	150 Velvet,		
	Velvet Touring	00 -	CT
	250 Velvet,		
	Velvet Touring	99 -	CT
	400 Velvet Dusk	03 -	CT
BETA			
	50 Ark AirCooled	99 - 01	HF
	50 Ark AirCooled	02 -	HF
	50 Ark K Series	97 -	HF HF
	50 Ark LC	99 -	HF HF
	50 Chrono 13	94 -	HF
	50 Eikon	04 -	HF
	50 Quadra	95 - 96	HF
	50 Tempo	99	HF
	50 Tempo (13" wheels)	00 -	HF
	50 Tempo (16" wheels)	00 -	HF
	125 Eikon	04 -	CT
	150 Eikon	04 -	CT
CPI			
	50 GTR	03 -	HF
DERBI			
	50 Vamos R (Brembo cal.)	95 -	HF
GARELLI			
	50 Flo'	00 -	HF
	125 Panther	02 -	CT
	150 Panther	02 -	CT
	250 Panther	02 -	CT
GENERIC			
	50 Toxic	07 -	HF
	50 Trigger SM	06 -	HF
	50 Trigger SM Competition	08 -	HF
	50 Trigger X	06 -	HF
	50 Trigger X Competition	08 -	HF
GILERA			
	50 Eaglet	97 -	HF
	50 Ice	02 -	HF
	50 Stalker	97 -	HF
DT	50 Stalker	01 -	HF
NRG	50	94 -	HF
	70 Runner Malossi	98 -	HF
	200 Stalker	97 -	CT
HERCULES			
	50 Gipsy, Splinter, Reggae	95 -	HF
HONDA			
	50 Formula	94 -	HF
	50 Sky Classic	00 -	HF
	50 Sky Vetro	00 -	HF
SFX	50 Sport	96 -	HF
SGX	50 Sky DX	97 -	HF
SH	50 Fifty, Scoopy	00 -	HF

HONDA				HF	CT			SBS 123
SH	50 T	97	HF					
SXR	50	98 -	HF					
SZX	50 X8R-S	98 -	HF					
SZX	50 X8R-X	98 -	HF					
HYOSUNG								
	125 Boomer	03 -	CT					
	125 Exceed	02 -	CT					
	125 Grand Prix	98 -	CT					
	125 Hyper	99 -	CT					
GPS	125 D	00 -	CT					
	150 Exceed	02 -	CT					
	150 Grand Prix	98 -	CT					
ITALJET								
	50 Formula	94 -	HF					
	80 Formula	94 -	HF					
	125 Formula	94 -	CT					
KEEWAY								
	125 Arn	06 -	CT					
	150 Arn	06 -	CT					
MACAL								
	50 Flash	99 -	HF					
MALAGUTI								
	50 Ciak	00 -	HF					
	50 Ciak Twin Disk	02 -	HF					HF
	50 Yesterday	97 -	HF					
EL	50 Crosser	97 -	HF					
F-10	50 Jet-Line	94 -	HF					
F-10	50 Timemachine	03 -	HF					
F-10	50 WAP	02 -	HF					
F-12	50 Phantom A.C.	99 -	HF					
F-12	50 Phantom Digit	02 -	HF					HF
F-12	50 Phantom L.C. dd	99 -	HF					HF
F-12	50 Racing Life	03 -	HF					HF
F-12	50 Tyre Track	03 -	HF					HF
F-15	50 Mechatronic	03 -	HF					HF
SL	50 Centro	96	HF					
SL	50 Centro	97 -	HF					
	100 Ciak	00 -	HF					HF
F-12	100 Phantom A.C.	00 -	HF					
F-12	100 Phantom Twin Disk	02 -	HF					HF
	125 Ciak, Ciak Master	02 -	CT					
F-18	125 , Warrior	00 -	CT					
	150 Ciak, Ciak Master	02 -	CT					
F-18	150	00 -	CT					CT
MBK								
	50 Booster 12"	03 -	HF					
	50 Booster Naked	04 -	HF					
	50 Booster Spirit	00 -	HF					
	50 Flipper	99 -	HF					
	50 Mach G	02 -	HF					
	100 Nitro	00 -	HF					
YN	100 Ovetto	00 -	HF					
	125 Doodo	01 -	CT					
	150 Doodo	01 -	CT					
MOTRON								
	50 Spike	97 -	HF					
	50 Sting	95 -	HF					
	50 Syncro	97 -	HF					
	50 Thunder	95 -	HF					





SBS 123 HF CT



PEUGEOT

50 Buxy (Brembo cal.)	94 -	HF
50 Speedake (Brembo cal.)	94 -	HF
50 Speedfight LC, (Brembo cal.)	96 -	HF
50 Zenith Luxe	94 -	HF

PROTOS

50 Ellisse Scooter car	98 -	HF
------------------------	------	----

SIAM

50 Falcon	97 -	HF
50 Scross	97 -	HF

SUZUKI

AY 50 W	00 -	HF
AY 50 WR	00 -	HF

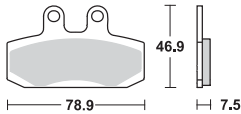
TOMOS

Revival	02 -	HF
Streetmate	03 -	HF

YAMAHA

50 Jog R/RR	02 -	HF
50 Neo's 4	09 -	HF
50 Why	99 -	HF
BW 50 Bump	97 - 98	HF
BW 50 Bump	99 - 01	HF
BW 50 Bump	02 -	HF
BW 50 Next Generation	96 -	HF
BW 50 Sports Spec R	02 -	HF
BW 50 Spy	95 - 96	HF
BW 50 Spy	97 - 98	HF
BW 50 Spy	99 - 01	HF
BW 50 Spy	02 -	HF
YA 50 Axis Mofa	97 -	HF
YN 50 Neo's, LC	97 -	HF
100 Aerox	00 -	HF
100 Neo's	00 -	HF
XN 125 Teos	01 -	CT
150 Teos	02 -	CT

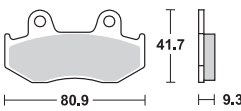
SBS 124 HF CT



HONDA

SJ 50 Bali	93 - 98	HF
EX 100 Bali	96 -	HF
SJ 100 Bali	97 -	HF

SBS 125 HF CT MS



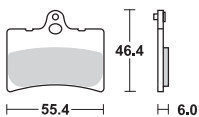
HONDA

SCV 110	08 -	HF
CH 125 Spacy	94 -	CT
PS 125 i	07 -	CT
SES 125 Dylan	02 -	CT
PS 150 i	07 -	CT
SES 150 Dylan	02 -	CT

SUZUKI

250 Sky Wave Type II	98 -	MS
AN 250 Burgman	98 - 03	MS
AN 400 Burgman	99 - 00	MS

SBS 126 HF CT



CAGIVA

80 City	93 -	HF
---------	------	----



HONDA			
CN	250	93 -	CT
CN	250 Helix (Fusion)	92	CT
CN	250 Scooter	88 - 92	CT

ITALJET			
	125 Jupiter	02 -	CT
	150 Jupiter	02 -	CT
	250 Jupiter	01 -	CT

MBK			
	250 Skyliner	00 -	MS
	400 Skyliner	04 -	MS

YAMAHA			
YP	250 D Majesty DX	98 -	MS
YP	250 Majesty	96 -	MS
YP	250 Majesty DX/ABS	99 -	MS
YP	400 Majesty	05 -	MS

HONDA			
SZX	50 X8R-S	98 -	HF
SZX	50 X8R-X	98 -	HF

KYMCO			
DD	50 Sniper	94 -	HF
	150 Heroism	95 -	CT

GILERA			
	50 Easy Moving	96 -	HF
	50 Typhoon	96- 00	HF
	50 Typhoon	01 -	HF
	125 Typhoon	96 -	CT

PIAGGIO VESPA			
	25 Zip II Cat DT	01 -	HF
	50 Free		
	(Disc Brake version)	93- 96	HF
	50 Storm	96 -	HF
	50 Typhoon	96 -	HF
	50 Zip II	01 -	HF
	50 Zip II Cat DT	01 -	HF
NRG	50	96- 00	HF



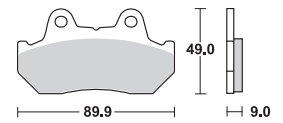
YAMAHA			
XP	500 TMAX	04 - 07	MS

YAMAHA			
XP	500 TMAX	04 - 07	MS

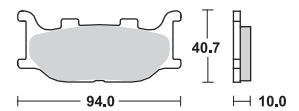
PIAGGIO VESPA			
NTT	50	96 -	HF
RST	50 Sfera	95 -	HF
TPH	50	96 -	HF
	80 Skipper	96 -	HF
	80 Typhoon	96 -	HF
	125 Skipper	96- 98	CT
	125 Typhoon	96 -	CT
TPH	125	96 -	CT

PUCH			
	50 Typhoon (Austria)	96 -	HF
	125 Typhoon (Austria)		CT

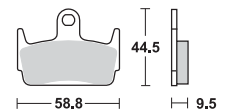
HF CT SBS 127



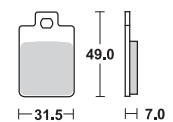
HF CT MS SBS 128



HF CT SBS 129

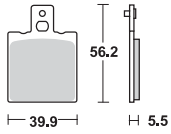


HF CT SBS 130





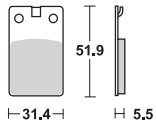
SBS 131 HF



GILERA			
	50 Eaglet	96	HF
	50 Rally	87 -	HF
RI	50	91 -	HF

KTM			
GXE	50	89 -	HF
GXR	50	89 -	HF
MX	50	91	HF

SBS 132 HF CT



APRILIA			
	50 Red Rose	88 - 89	HF

GILERA			
	50 503	91 -	HF HF
R	50	96 -	HF

KEEWAY			
	125 Speed	06 -	CT
	150 Speed	06 -	CT

MALAGUTI			
	50 Enduro Dune	87 - 88	HF HF
CR-1	50 Crosser	95 -	HF

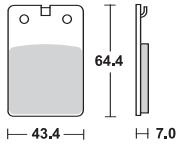
MALAGUTI

F-12	50 Phantom	94 - 98	HF
F-15	50 Fire Fox	96 - 99	HF
F-15	50 Fire Fox	00 -	HF
RST	50 Sport	87 -	HF HF

TGB

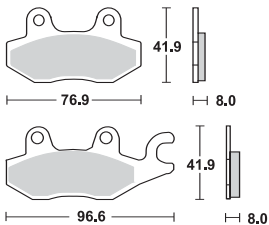
	50 Corona	03 -	HF
R	50 X	06 -	HF

SBS 133 HF CT



PUCH			
MAXI	80	88 -	HF

SBS 134 HF CT MS



BENELLI			
	125 Caffenero Right	08 -	CT
	250 Caffenero Right	08 -	MS

KYMCO			
S	250 People Right	06 -	MS

SUZUKI			
AN	400 Burgman Right	07 -	MS

TGB			
	125 X-Motion	09 -	CT

YAMAHA			
TZM	50 R	94 -	HF

YAMAHA

TZR	50	90 - 92	HF
TZR	50	93 - 02	HF



SUZUKI			
GSXR	50	87 -	HF
OR	50 E	80 -	HF
RG	50 GAG	87 -	HF
RG	50 Gamma	90 -	HF
TV	50 Wolf	89 -	HF
ZR	50 SAPX,SKX,SLK	81 - 87	HF

SYM			
125	Husky	96 - 98	CT

YAMAHA			
DT	50 LCD	98 -	HF

YAMAHA			
TZR	50	93 - 02	HF

APRILIA			
50	Tuono	04 -	HF
ET	50	85 -	HF
RS	50	93 - 95	HF
RS	50	96 - 99	HF

BETA			
50	Crono 502	97 -	HF
50	Quadra	97 -	HF
50	Tempo	97 - 98	HF

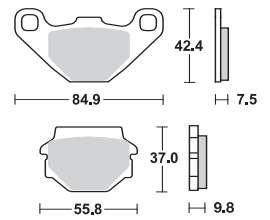
CAGIVA			
50	Cocis	88 -	HF
50	Cucciolo	97 -	HF
50	Nuvola	00 -	HF
125	Cucciolo	00 -	CT
125	Nuvola	00 -	CT

DERBI			
50	Easy	96 -	HF

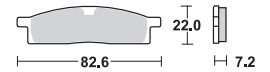


KTM			
50	Comet PL, TS, RLW, RS, RS4L	86 - 91	HF
GP	50 DXL, RS1		HF
PGO			
50	G-Max Doppler	06 -	HF
PUCH			
MAXI	80	88 -	HF
SIMSON			
50	Spatz	99 -	HF
50	Sperber	99 -	HF
50	Star	99 -	HF
125	Schikra	99 -	CT

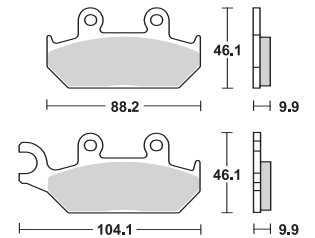
HF CT SBS 135



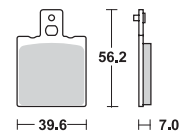
HF CT SBS 136



HF CT SBS 137



HF CT SBS 138

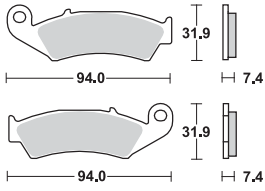




SBS 139 HF CT

HONDA

CRM 50 (Made in Spain) 93 - 96 HF



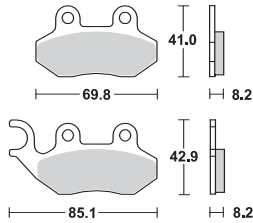
SBS 140 HF CT

CAGIVA

50 City 95 - HF

GARELLI

KRS 50 02 - HF
 PMX 50 Sport 00 - HF
 125 Freeland 02 - CT
 125 T-Rex 00 - CT
 150 Freeland 02 - CT



PGO

i-Dep 09 - HF
 50 Dr. Big 01 - HF
 50 G-Max 06 - HF
 50 Libra 10 - HF
 50 Ligero 06 - HF
 50 T-Rex 99 - HF
 PMS 50 99 - HF
 PMX 50 Naked 06 - HF
 PMX 50 Sport 01 - HF
 100 My Bubu 02 - HF
 110 T-Rex 99 - HF
 125 Charge A, B 02 - CT
 125 Ligero 06 - CT
 125 My Bubu,
 Young Bubu 02 - CT
 125 T-Rex (2 stroke) 99 - CT
 125 T-Rex (4 stroke) 99 - CT
 150 TR3 02 - CT
 150 T-Rex 01 - CT

SYM

50 Fiddle 09 - HF
 50 Jet BasiX 07 - HF

SBS 141 HF CT

BENELLI

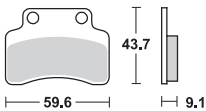
50 49X (Quattro Nove) 08 - HF

CAGIVA

50 Nag 08 - HF

CPI

50 Aragon GP 06 - HF
 50 Freaky 07 - HF
 50 Hussar 03 - HF
 50 Oliver 03 - HF
 50 Popcorn 03 - HF
 125 Aragon GP 07 - CT



SYM

50 Jet Euro X 05 - HF
 50 Jet Sport X 06 - HF
 50 Jet, Alpha 95 - HF
 50 Jungle 96 - HF
 50 Mask 00 - HF
 50 Mask LC 00 - HF
 50 Red Devil 97 - HF
 50 Super Fancy 95 - 97 HF
 50 Symphony 09 - HF
 50 Symply 08 - HF
 100 Jet 00 - HF
 100 Jet Euro X 05 - HF
 100 Jet Sport X 05 - HF
 100 Party 97 - HF
 100 Super Fancy 95 - HF
 110 Star 03 - HF
 125 Citycom 09 - CT
 125 Fiddle 09 - CT
 125 Megalo 02 - CT
 125 New Duke 02 - CT
 125 Super Duke 95 - CT
 125 Symphony 09 - CT
 125 Symply 08 - CT
 HD 125 Evo DT 10 - CT
 150 Attila 00 - CT
 150 Super Duke 96 - CT
 200 Joyride Evo 09 - CT
 HD 200 Evo 07 - CT
 HD 200 Evo 10 - CT
 300 Citycom 09 - CT

GENERIC

50 Ideo 06 - HF
 50 ROC 08 - HF
 50 Stroke 08 - HF
 50 XOR 06 - HF
 125 Soho 07 - CT
 125 Soho 08 - CT
 125 Stroke 08 - CT
 125 XOR 07 - CT

ITALJET

SX1 50 08 - HF

KEEWAY

50 Flash Electric 10 - HF



KEEWAY			
50 Focus	06 -	HF	
50 Matrix	06 -	HF	
50 Matrix Electric	10 -	HF	
50 Matrix Racing Sport	10 -	HF	
F-NKD 50	10 -	HF	
RY8 50	07 - 09	HF	
RY8 50	10 -	HF	
125 Focus	06 -	CT	
125 Matrix	06 -	CT	
125 Matrix Racing Sport	10 -	HF	
150 Focus	06 -	CT	
150 Matrix	06 -	CT	
150 Matrix Racing Sport	10 -	HF	

PIAGGIO VESPA			
50 Zip RST	96 - 97	HF	

APRILIA			
50 Area 51	99 -	HF	HF
50 Habana/Custom	99 -	HF	
50 Mojito,			
Mojito Custom	02 -	HF	
125 Leonardo	97 - 98		CT
150 Leonardo	97 - 98		CT

BENELLI			
50 Naked	02 -	HF	

CPI			
125 GTR, GTS	02 -		CT
200 GTR, GTS	02 -		CT

GILERA			
50 DNA	01 -		HF
50 Runner	97 - 05	HF	
50 Runner SP, Purejet	98 - 05	HF	
50 Storm	94 -	HF	
50 Typhoon	93 - 95	HF	
80 Typhoon	95 -	HF	
125 DNA	01 -		CT
175 Mad Mud	02 -		CT
180 DNA	01 -		CT

PIAGGIO VESPA			
50 Free (Disc Brake version)	97 -	HF	
50 Storm	94 - 95	HF	
50 Typhoon	94 - 95	HF	
50 Typhoon Catalyzed	02 -	HF	HF
50 Zip Fast Rider	93 - 95	HF	

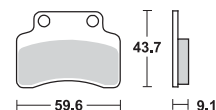


KYMCO			
50 Calypso	97 -	HF	
50 Heroism	97 -	HF	
125 Calypso	99 -	CT	
125 Heroism	95 -	CT	
150 Heroism	95 -	CT	

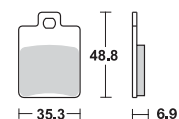
PEUGEOT			
50 Vivacity	08 -	HF	
SV 80	96 -	HF	

TGB			
GT 50 Veloce	09 -	HF	

HF CT SBS 141

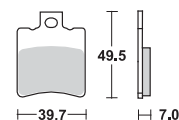


HF CT MS SBS 142



PIAGGIO VESPA			
LXV 50	08 -	HF	
NRG 50 Extreme	01 -	HF	
NRG 50 mc2	97 - 99	HF	
NRG 50 mc3 DD	02 -	HF	HF
NRG 50 mc3 DT	02 -	HF	
NRG 50 Power DD	05	HF	HF
NRG 50 Power DD	06 -		HF
NRG 50 Purejet	05	HF	HF
NRG 50 Purejet	06 -		HF
NRG.1 50	94 - 95	HF	
TPH 50	93 - 95	HF	
100 Free	02 -	HF	
125 Hexagon	94 - 95	CT	
125 Typhoon Catalyzed	02 -	CT	CT
LXV 125	08 -	CT	
SKR 125	94 -	CT	
150 Hexagon	94 -	CT	
LX 150	08 -	CT	

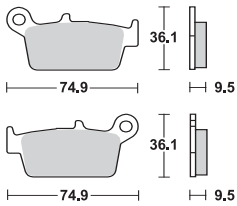
HF CT SBS 143



PUCH			
50 Storm (Austria)		HF	
50 Typhoon (Austria)	- 95	HF	



SBS 144 HF CT



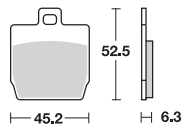
HONDA

CB	50 Replica	99-	HF
SRX	50 Shadow	98-	HF
SRX	90 Shadow	99-	HF

KYMCO

	50 Cobra Cross	99- 00	HF
	50 Cobra Racer	99- 00	HF
	50 Super-9	00- 01	HF
	50 ZX 12	06-	HF
ZX	50 Super Fever	02-	HF
	90 Manboy	96-	HF
	125 Super-9	00-	CT
	250 Super-9	00-	CT

SBS 145 HF CT



CPI

	50 GTS	02-	HF
--	--------	-----	----

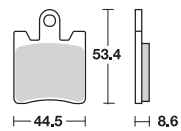
MBK

	50 Nitro	97- 00	HF
	50 Nitro	01-	HF
	50 Stunt	00-	HF

YAMAHA

	50 Slider	00-	HF
YQ	50 Aerox	97- 00	HF
YQ	50 Aerox	01-	HF

SBS 146 HF CT MS



1 set = 4 pcs.

DAELIM

	125 Otello	08-	CT
	125 S2 FI	07-	CT
SL	125 U3 FI	07-	CT

KAWASAKI

SC	250 Epsilon	02-	MS
----	-------------	-----	----

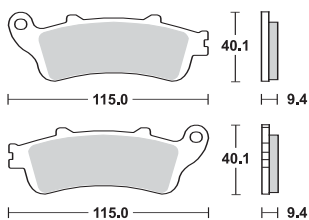
SUZUKI

	250 Sky Wave Type II	98-	MS
AN	250 Burgman	98- 03	MS
AN	250 Burgman	04- 06	MS
AN	400 Burgman	99- 00	MS
AN	400 Burgman	01- 06	MS

SYM

	125 GTS	07-	CT
	250 GTS	07-	MS
RV	250 Efi	10-	MS
	300 Joymax Evo	10-	MS
	300 Joyride Evo i	10-	MS
GTS	300	09-	MS
	500 GT	07-	MS

SBS 147 HF CT MS



HONDA

FES	125 Pantheon	98- 02	CT
FES	125 Pantheon	03-	CT
FES	150 Pantheon	99- 02	CT
FES	150 Pantheon	03-	CT



BETA			
RR	50 Enduro	99 -	HF
RR	50 Pro Race	98 -	HF
RR	50 Standard	99 -	HF
RR	50 Supermotard	99 - 03	HF

BULTACO			
	50 Astro	01 -	HF
	50 Lobito	99 -	HF

DERBI			
	50 Senda R DRD	03 - 04	HF
GPR	50 R	98 -	HF
	125 Atmosphere	99 -	CT
	180 Predator	99 -	CT

GAS GAS			
EC	50 Rookie	01 - 04	HF
SM	50 Rookie	01 -	HF

GILERA			
FX	125 Runner	97 - 99	CT
FX	150 Runner	97 -	CT
FXR	180 Runner	97	CT
FX	200 Runner	97 - 98	CT

HRD			
	50 Sonic 2		
	Supermotard	00 - 02	HF
	50 Sonic 2 Trail	00 - 02	HF

APRILIA			
SR	50 WWW, Netscaper	97 -	HF
	125 Leonardo	97 - 98	CT
	150 Leonardo	97 - 98	CT

SYM			
	125 Husky	99 -	CT
	150 Husky	99 -	CT



HUSQVARNA			
SM	50	02 -	HF
WR	50	02 -	HF

ITALJET			
SM	50	02 -	HF

MOTORHISPANIA			
RX	50 Racing	00 -	HF

PEUGEOT			
XR 6	50 Race Spec	02 - 07	HF

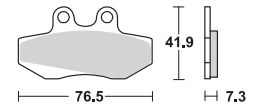
RIEJU			
	50 Racing		
	Spec. Edition	01 -	HF
	50 Spike Racing	02 -	HF
MRX	50 Pro	05 -	HF
SMX	50	02 -	HF

SHERCO			
	50 Supermotard,		
	Enduro	02 - 06	HF

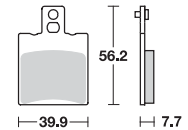
SIAMOTO			
	125 BD, KD	02 -	CT

TOMOS			
SE	50	05 -	HF

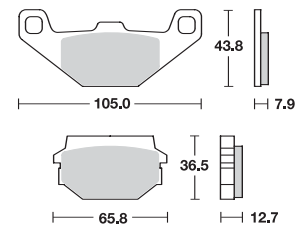
HF CT SBS 148

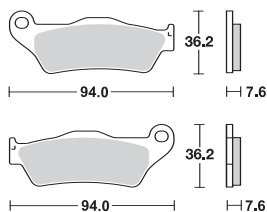


HF CT SBS 149



HF CT SBS 150



SBS 151 HF CT MS

GILERA

500 Nexus	04 -	MS
GP 800	08 -	MS

MBK

125 Thunder	01 -	CT
YP 125 Skyliner	99- 00	CT
YP 125 Skyliner	01 -	CT
150 Skyliner	01 -	CT
XQ 150 Thunder	02 -	CT
180 Skyliner	04 -	CT
300 Kilibre	03 -	MS MS

PIAGGIO VESPA

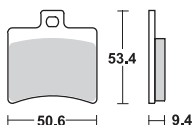
500 X9 Evolution	04 -	MS
500 X9 Evolution ABS	04 -	MS


SUZUKI

UH 125 Burgman	02 - 06	CT
UH 150 Burgman	04 - 06	CT

YAMAHA

125 Maxter	01 -	CT
YP 125 Majesty	01 -	CT
YP 125 R Majesty	99- 00	CT
XQ 150 Maxter	01 -	CT
YP 150 Majesty	01 -	CT
YP 180 R Majesty	03	CT
YP 180 R Majesty	04 -	CT
VP 300 Versity	03 -	MS MS


SBS 152 HF CT MS

APRILIA

50 Scarabeo Ditech	02 -	HF
SR 50 Ditech	01 -	HF
SR 50 Racing	00 -	HF
SR 50 Street	05 -	HF
125 Atlantic	03 -	CT
125 Scarabeo, Scarabeo GT	99- 02	CT
125 Scarabeo, Scarabeo GT	03	CT
125 Scarabeo, Scarabeo GT	04 -	CT
125 Sportcity	05 -	CT
150 Scarabeo	99 -	CT
150 Scarabeo, Scarabeo GT	04 -	CT
200 Atlantic	03 -	CT
200 Scarabeo	07 -	CT
200 Scarabeo Class	10 -	CT
200 Scarabeo, Scarabeo GT	02	CT
200 Scarabeo, Scarabeo GT	03	CT
200 Sportcity	05 -	CT
250 Atlantic ie	07 -	MS
250 Leonardo	99- 01	MS
250 Leonardo	02 -	MS
250 Leonardo (Grimeca cal.)	99- 01	MS
250 Leonardo (Grimeca cal.)	02 -	MS
250 Scarabeo, Scarabeo ie	06 -	MS

APRILIA

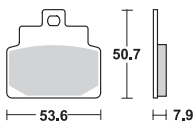
250 Sportcity ie	07 -	MS
300 Scarabeo Special	10 -	MS
400 Scarabeo ie	07 -	MS
500 Atlantic Left/Rear	02 - 05	MS
500 Atlantic Sprint	06 -	MS
500 Scarabeo	03 - 06	MS
500 Scarabeo Class	10 -	MS
500 Scarabeo ie	07 -	MS

BETA

50 Eikon	04 -	HF
125 Eikon	04 -	CT
150 Eikon	04 -	CT

MALAGUTI

125 Madison 3	08 -	CT
125 Phantom Max	04 -	CT
F-18 125 , Warrior	00 -	CT
R 125 Madison	99 -	CT
150 Madison	99 -	CT
180 Madison	02 -	CT
200 Phantom Max	04 -	CT
S 200 Madison	03 -	CT
250 Madison	99 -	MS
250 Madison 3 ie	08 -	CT
250 Password	06 -	CT
250 Phantom Max	05 -	CT
RS 250 Madison	05 -	CT
K 400 Madison	02 -	MS
GT 500 Spidermax	04 -	MS
RS 500 Spidermax	09 -	MS

SBS 153 HF CT MS

APRILIA

50 Scarabeo 4T	04 -	HF
100 Scarabeo	00 -	HF
100 Scarabeo 4T	03 -	HF
100 Scarabeo Net	10 -	HF
125 Habana/Custom	00 -	CT
125 Leonardo	99 -	CT CT
125 Leonardo (Grimeca cal.)	99 -	CT
125 Mojito, Mojito Custom	02 -	CT
SR 125	99 -	CT
150 Leonardo	99 -	CT CT

APRILIA

150 Leonardo (Grimeca cal.)	99 -	CT
SR 150	00 -	CT
250 Leonardo	99- 01	MS
250 Leonardo	02 -	MS
300 Leonardo (Grimeca cal.)	05 -	MS



KYMCO			
50 Agility (4T) R16	06 -	HF	
50 People	99- 01	HF	
50 People	02 -	HF	
50 Super 8	08 -	HF	
50 Super-9 L/C	02 -		HF
125 People	01 -	CT	
125 Super 8	08 -	CT	
125 Super-9	00 -		CT
S 125 People	05 -	CT	
150 People	01 -	CT	
S 200 People	05 -	CT	
250 Super-9	00 -		CT

MBK			
250 Skyliner	00 -		MS

YAMAHA			
250 X-City	08 -		MS
YP 250 D Majesty DX	98 -		MS
YP 250 Majesty DX/ABS	99 -		MS
YP 250 X-Max	06 -		MS

HONDA			
250 Forza	00- 04		MS
250 Jazz	01 -		MS
FES 250 Foresight	98- 99		MS
FES 250 Foresight	00 -		MS
NSS 250	00- 04		MS
FJS 400 Silverwing	06 -		MS
FJS 600 Silverwing	01 -		MS
FSC 600 Silverwing	01 -		MS

PEUGEOT			
125 Looxor	03 -		CT

APRILIA			
RS 50	06 -	HF	

CPI			
50 GTR	03 -	HF	
125 X-Large	02 -	CT	CT
200 X-Large	02 -	CT	CT

GILERA			
500 Nexus	04 -		MS

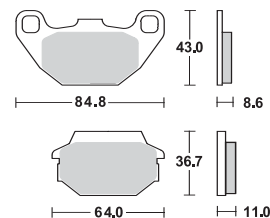
MBK			
125 Skycruiser	06 -		CT
125 Thunder	01 -		CT
YP 125 Skyliner	01 -		CT
150 Skyliner	01 -		CT
XQ 150 Thunder	02 -		CT
180 Skyliner	04 -		CT



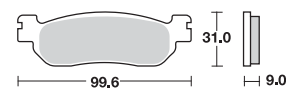
LAVERDA			
125 Phoenix	01 -		CT
150 Phoenix	01 -		CT
200 Phoenix	01 -		CT

SYM			
125 Joyride	01 -		CT
HD 125	04 -		CT
150 Joyride	01 -		CT
200 Joyride	01 -		CT
HD 200	04 -		CT
500 GT	07 -		MS

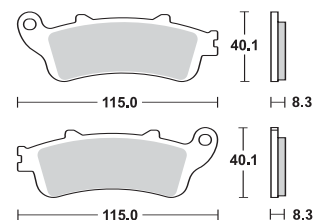
HF CT MS SBS 154



HF CT MS SBS 155



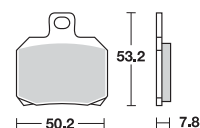
HF CT MS SBS 156



PEUGEOT			
500 Satelis	06	MS	MS

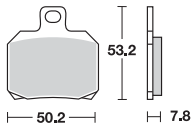
PIAGGIO VESPA			
125 X8	04		CT
125 X9	01 - 03		CT
125 X9 Evolution			
Left/Rear	06 -		CT
125 X9 Left/Rear	04 -		CT
180 X9	02 -		CT
200 X8	04		CT
200 X9	03 -		CT
250 X9	00- 04		MS
500 Beverly Cruiser	08 -		MS
500 X9	01 - 03		MS
500 X9 Evolution	04 -		MS
500 X9 Evolution ABS	04 -		MS
BV 500	06 -		MS

HF CT MS SBS 157





SBS 157 HF CT MS



RIEJU

	50 Tango	08 -	HF	
MRT	50 Pro	09 -	HF	HF
MRT	50 Pro Supermotard	09 -	HF	HF
SMX	50 Pro	08 -	HF	

SUZUKI

UH	125 Burgman	02 - 06		CT
UH	150 Burgman	04 - 06		CT

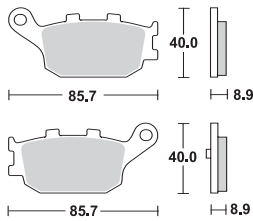
YAMAHA

	125 Maxter	01 -		CT
	125 X-City	08 -		CT
YP	125 Majesty	01 -		CT

YAMAHA

YP	125 X-Max	06 -		CT
XQ	150 Maxter	01 -		CT
YP	150 Majesty	01 -		CT
YP	180 R Majesty	04 -		CT

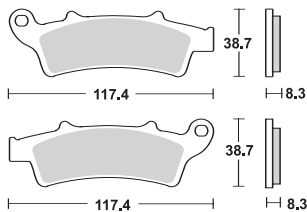
SBS 158 HF CT MS



HONDA

	250 Forza	00 - 04		MS
	250 Jazz	01 -		MS
NSS	250	00 - 04		MS

SBS 159 HF CT MS



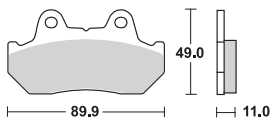
APRILIA

	125 Atlantic	03 -		CT
	125 Scarabeo,			
	Scarabeo GT	04 -		CT
	150 Scarabeo,			
	Scarabeo GT	04 -		CT
	200 Atlantic	03 -		CT
	200 Scarabeo	07 -		CT
	200 Scarabeo Class	10 -		CT
	250 Atlantic ie	07 -		MS
	250 Scarabeo,			
	Scarabeo ie	06 -		MS
	300 Scarabeo Special	10 -		MS
	500 Atlantic Sprint	06 -		MS

MALAGUTI

	250 Madison	99 -		MS
K	400 Madison	02 -		MS

SBS 160 HF CT



HONDA

CN	250 Helix	86 - 87		CT
----	-----------	---------	--	----



HONDA			
FES	125 Pantheon	03-	CT
FES	150 Pantheon	03-	CT
FES	250 Foresight	00-	MS

DAELIM			
	50 a Four	06-	HF
	125 Delfino	08-	CT

GENERIC			
	125 Zion	08-	CT

KYMCO			
	50 Agility	05- 08	HF
	50 Agility (4T) R10	06-	HF
	50 Agility (4T) R12	06-	HF
	50 Filly LX	02-	HF
	50 Vitality	04-	HF
	50 Yup SP/AL	02-	HF
RS	50 Agility Naked	10-	HF
	125 Agility	06-	CT
	125 Stryker on/off	99-	CT
	125 Vivio	01-	CT
	150 Stryker Off	01-	CT
	150 Vivio	01-	CT

BENELLI			
	125 Velvet, Velvet Touring	99-	CT
	150 Velvet, Velvet Touring	00-	CT
	250 Velvet, Velvet Touring	99-	CT

YAMAHA			
CV	50 Jog, Jog ZR	01-	HF
	110 Mio	05- 07	HF
	110 Mio Sporty	05- 07	HF
	110 Nouvo	06- 07	HF



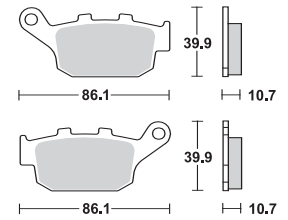
KYMCO			
	300 People Si Left/Rear	08-	CT

MALAGUTI			
	125 Blog	10-	CT
	125 Centro ie	08-	CT
	160 Blog	10-	CT
	160 Centro ie	08-	CT

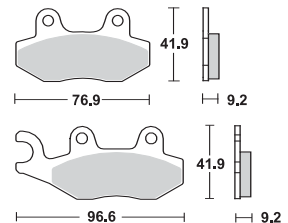
PGO			
	125 I-Charge Fuel Injection	03-	CT

TGB			
	50 203	05-	HF
	50 Akros tec 5	99-	HF
	50 Apollo	99-	HF
	50 Fire, Sky	03-	HF
	90 Apollo	99-	HF
	250 Dynasty	06-	CT

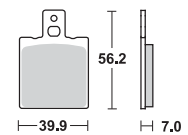
HF CT MS SBS 161



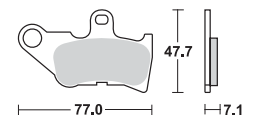
HF CT SBS 163

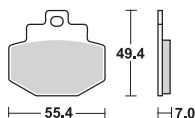


HF CT SBS 164



HF CT SBS 165



SBS 166 HF CT MS

BENELLI

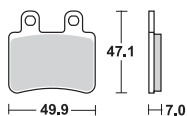
125 Adiva	00 -	CT
150 Adiva	00 -	CT

GILERA

ST 125 Runner	08 -	CT
VX 125 Runner 4T (Grimeca cal.)	01 -	CT
VX 125 Runner 4T (Hengtong cal.)	01 -	CT
VXR 180 Runner 4T (Grimeca cal.)	01 -	CT
VXR 180 Runner 4T (Hengtong cal.)	01 -	CT
ST 200 Runner	08 -	CT
VXR 200 Runner 4T (Grimeca cal.)	01 -	CT
VXR 200 Runner 4T (Hengtong cal.)	01 -	CT

PIAGGIO VESPA

GT 125 L	04 -	CT
GTS 125	07 -	CT

SBS 167 HF CT

DERBI

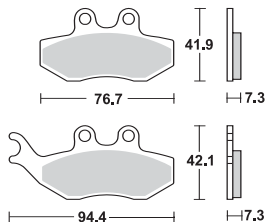
125 Boulevard	03 -	CT
150 Boulevard	03 -	CT

ITALJET

50 Jet-Set	02 -	HF
100 Millennium 2T	01 -	HF
125 Jet-Set	02 -	CT
125 Millennium	00 -	CT
150 Jet-Set	02 -	CT
150 Millennium	00 -	CT

PEUGEOT

50 Elystar	03 -	HF
125 Elyseo	00 -	CT
125 Elystar	03 -	CT
125 Geopolis	06 -	CT
125 Jet-Force Compressor	03 -	CT
125 Looxor	03 -	CT

SBS 168 HF CT

APRILIA

50 Tuono	04 -	HF
----------	------	----

BETA

RR 50 Enduro	10 -	HF
RR 50 Supermotard	08 -	HF

DERBI

50 Black Devil	04 -	HF
50 DRD Racing R	05 -	HF
50 DRD Racing R Ltd.	05 -	HF
50 DRD Racing SM	05 -	HF
50 DRD Racing SM Ltd.	05 -	HF
50 Senda SM DRD Black Edition	03 -	HF

PIAGGIO VESPA

GTX 125 SuperHexagon (Grimeca cal.) (11" wheels)	00 -	CT
GTX 125 SuperHexagon (Hengtong cal.) (11" wheels)	00 -	CT
GTX 125 SuperHexagon (Hengtong cal.) (12" wheels)	01 -	CT
GTX 180 SuperHexagon (Grimeca cal.) (11" wheels)	00 -	CT
GTX 180 SuperHexagon (Hengtong cal.) (11" wheels)	00 -	CT
GTX 180 SuperHexagon (Hengtong cal.) (12" wheels)	01 -	CT
GT 200 L	04 -	CT
GTS 250 ABS	06 -	MS
GTX 250 Super Hexagon	01 -	MS
GTS 300 Super	09 -	MS

PEUGEOT

125 Satelis	04 - 05	CT
125 Satelis	06 -	CT
125 Satelis ABS	04 -	CT
RS 125 Geopolis	10 -	CT
150 Elyseo	00 -	CT
150 Elystar	03 -	CT
400 Geopolis (AJP cal.)	07 -	CT
600 Satelis ABS	04 -	CT

RIEJU

RS2 50 Matrix	03 -	HF
---------------	------	----

SHERCO

SE 50 Enduro	07 -	HF
SM 50 Supermotard	07 -	HF

YAMAHA

DT 50 R	04 -	HF
DT 50 X Supermotard	04 -	HF

FANTIC

50 Regolarna Casa	08 -	HF
50 Supersei Motard	08 -	HF

GAS GAS

EC 50 Rookie	05 -	HF
--------------	------	----

GENERIC

50 Toxic	07 -	HF
50 Trigger SM	06 -	HF
50 Trigger SM Competition	08 -	HF
50 Trigger X	06 -	HF
50 Trigger X Competition	08 -	HF



MALAGUTI			
	50 Fifty	04 -	HF
NKD	50	04 -	HF
	125 Phantom Max	04 -	CT
	200 Phantom Max	04 -	CT
	250 Password	06 -	CT
	250 Phantom Max	05 -	CT
RS	250 Madison	05 -	CT

MBK			
	50 X-Power	04 -	HF

MOTORHISPANIA			
MH	50 Urban Bike	06 -	HF

PEUGEOT			
XP S-6	50 Supermotard	04 -	HF
	125 Elyseo	00 -	CT
	125 Elystar	03 -	CT

YAMAHA			
XP	500 TMAX	01 - 03	MS

YAMAHA			
YP	400 Majesty	04	MS
XP	500 TMAX	01 - 03	MS

KYMCO			
	250 Grand Dink	01 -	CT

SYM			
	125 Voyager	05 -	CT
	250 Joymax	07 -	MS
	250 Voyager	05 -	MS



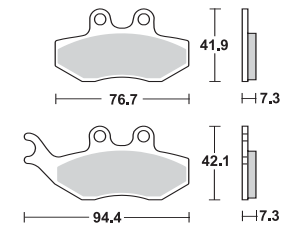
PEUGEOT			
	125 Jet-Force		
	Compressor	03 -	CT
	125 Satelis	06 -	CT
	150 Elyseo	00 -	CT
	150 Elystar	03 -	CT
	400 Geopolis (AJP cal.)	07 -	CT

PIAGGIO VESPA			
BV	200	05 -	CT

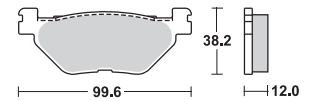
SHERCO			
SE	50 Enduro	07 -	HF
SM	50 Supermotard	07 -	HF

YAMAHA			
DT	50 X Supermotard	04 -	HF
TZR	50	03 -	HF

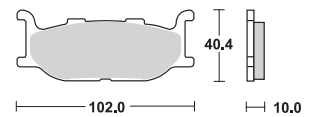
HF CT SBS 168



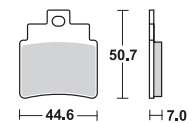
HF CT MS SBS 169



HF CT MS SBS 170



HF CT MS SBS 171



1 set = 4 pcs.



SBS 172 HF CT

KYMCO

250 Grand Dink 01 - CT



SBS 173 HF CT

ITALJET

250 Jupiter 01 - CT

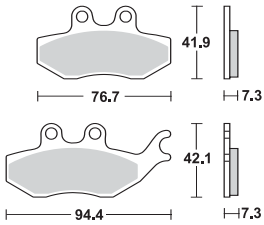
KEEWAY

TX 50 SM 10 - HF

RIEJU

NKD 50 04 - 07 HF

RS2 50 Matrix 03 - HF



SBS 174 HF CT MS

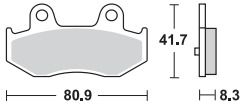
KAWASAKI

SC 250 Epsilon 02 - MS

SUZUKI

AN 250 Burgman 04 - 06 MS

AN 400 Burgman 01 - 06 MS

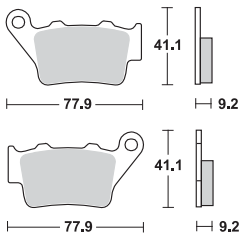


SBS 175 HF CT

BMW

125 C1 00 - CT

200 C1 02 - CT





BMW		
125 C1	00 -	CT
200 C1	02 -	CT

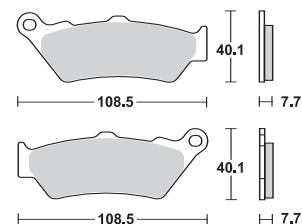
MALAGUTI		
125 Madison 3	08 -	CT
250 Madison 3 ie	08 -	CT

GILERA		
50 Runner PJ	06 -	HF
50 Runner SP	06 -	HF
125 Nexus	07 -	CT
FX 125 Runner		CT
(Hengtong cal.)	00 -	CT
FX 125 Runner SP		
(Hengtong cal.)	00 -	CT
ST 125 Runner	08 -	CT
VX 125 Runner 4T		
(Hengtong cal.)	01 -	CT
FXR 180 Runner		
(Hengtong cal.)	00 -	CT
FXR 180 Runner SP		
(Hengtong cal.)	00 -	CT
VXR 180 Runner	01 -	CT
VXR 180 Runner 4T		
(Hengtong cal.)	01 -	CT
ST 200 Runner	08 -	CT
VXR 200 Runner 4T		
(Hengtong cal.)	01 -	CT
250 Nexus	07 -	MS
GP 800	08 -	MS

PEUGEOT		
125 Geopolis	06 -	CT
RS 125 Geopolis	10 -	CT
250 Geopolis	06 -	MS
250 Satelis	06 -	MS

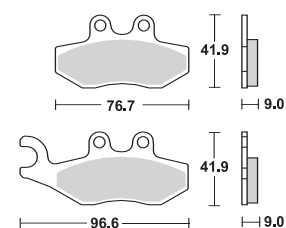
PIAGGIO VESPA		
50 Fly	05 -	HF
100 Fly	07 -	HF
100 Zip	07 -	HF
125 Beverly	02 -	CT
125 Carnaby	08 -	CT
125 Fly	05 -	CT
125 X7	08 -	CT
125 X8	04	CT
125 X8	05 -	CT
125 X9 Evolution		
Left/Rear	06 -	CT
125 X9 Left/Rear	04 -	CT
125 Xevo	08 -	CT
GT 125 L	04 -	CT
GTS 125	07 -	CT
GTV 125	08 -	CT
GTX 125 SuperHexagon		
(Hengtong cal.)		
(11" wheels)	00 -	CT

HF CT SBS 176



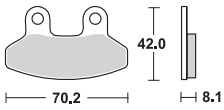
PIAGGIO VESPA HF CT MS SBS 177

GTX 125 SuperHexagon			
(Hengtong cal.)			
(12" wheels)	01 -	CT	
150 Fly	06 -	CT	
150 X8 Street	06 -	CT	
GTX 180 SuperHexagon			
(Hengtong cal.)			
(11" wheels)	00 -	CT	
GTX 180 SuperHexagon			
(Hengtong cal.)			
(12" wheels)	01 -	CT	
200 Beverly	02 -	CT	CT
200 Carnaby	08 -	CT	CT
200 X8	04	CT	
200 X8	05 -	CT	
BV 200	02 - 04	CT	CT
BV 200	05 -	CT	
GT 200 L	04 -	CT	
250 Beverly	07 -	MS	MS
250 GT 60	06 -	MS	
250 X7	08 -	MS	
250 X8	06 -	MS	
250 X9 Left/Rear	05 -	MS	
250 Xevo	08 -	MS	
BV 250	06 -	MS	MS
GTS 250 ABS	06 -	MS	
GTV 250	08 -	MS	
300 Beverly Tourer	07 -	MS	MS
300 Carnaby Cruiser	10 -	MS	MS
GTS 300 Super	09 -	MS	
400 X8 Left/Rear	07 -	MS	MS
400 Xevo Left/Rear	08 -	MS	MS





SBS 178 HF CT



LAVERDA

125 Phoenix	01 -	CT
150 Phoenix	01 -	CT
200 Phoenix	01 -	CT

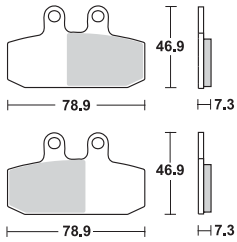
SYM

RS 50	05 -	HF
RS21 50	02 -	HF
125 Euro MX	03 -	CT
125 Joyride	01 -	CT
125 Joyride Evo	10 -	CT
RS 125	05 -	CT
RS21 125 , R	02 -	CT
VS 125	09 -	CT

SYM

150 Euro MX	03 -	CT
150 Joyride	01 -	CT
RS 150	05 -	CT
200 Joyride	01 -	CT

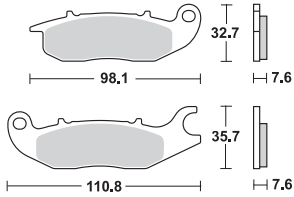
SBS 179 HF CT MS



APRILIA

500 Atlantic Right	02 - 05	MS
--------------------	---------	----

SBS 180 HF CT



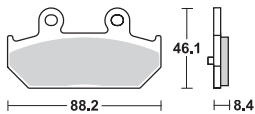
HONDA

ANF 125 i Innova	07 -	CT
ANF 125 Innova	03 - 06	CT

RIEJU

RS2 50 NKD	06 -	HF
------------	------	----

SBS 182 HF CT MS



SUZUKI

AN 400 Burgman Left/Rear	07 -	MS
AN 650 A Burgman		
Executive	04 -	MS
AN 650 Burgman	02 -	MS



DAELIM		
125 S2	06 -	CT
250 S2	06 -	CT

KYMCO		
125 Downtown i	10 -	CT
200 Downtown i	10 -	CT
250 Xciting	04 - 05	MS MS
250 Xciting	06 -	MS
300 Downtown i ABS	10 -	MS
300 People Gti	10 -	MS
300 Xciting Ri	08 -	MS
500 Xciting	04 -	MS MS
500 Xciting R ABS	09 -	MS MS

HONDA		
FJS 400 Silverwing	06 -	MS
SW-T 400	09 -	MS
SW-T 400 ABS	09 -	MS
FJS 600 Silverwing	01 -	MS
FSC 600 Silverwing	01 -	MS

YAMAHA		
YP 400 Majesty	04	MS
YP 400 Majesty	05 -	MS
XP 500 TMAX	04 - 07	MS
XP 500 TMAX	08 -	MS

APRILIA		
RX 50	06 -	HF

MOTORHISPANIA		
RYZ 50 Supermotard	05 -	HF

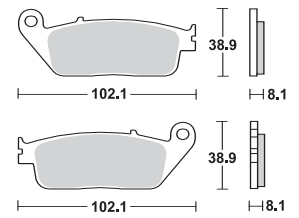


KYMCO		
700 MyRoad	09 -	MS MS

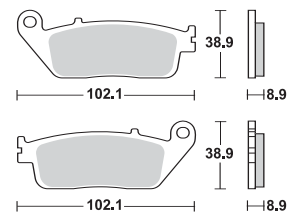
PEUGEOT		
125 Satelis ABS	04 -	CT
RS 400 Geopolis	08 -	MS
500 Satelis	07 -	MS
600 Satelis ABS	04 -	CT

SUZUKI		
AN 650 A Burgman		
Executive	04 -	MS
AN 650 Burgman	02 -	MS

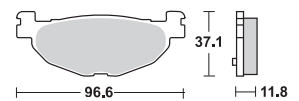
HF CT MS SBS 183



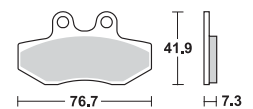
MS SBS 184



HF CT MS SBS 185



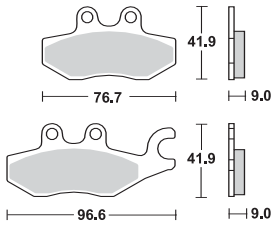
HF SBS 186





SBS 187 HF CT MS

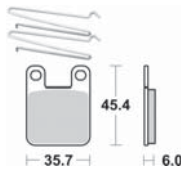
PIAGGIO VESPA



125 X7	08-		CT
125 X9 Evolution Right	06-		CT
125 X9 Right	04-		CT
125 Xevo	08-		CT
250 X7	08-		MS
250 X9 Right	05-		MS
250 Xevo	08-		MS
400 X8 Right	07-		MS
400 Xevo Right	08-		MS

SBS 188 HF CT

**BETA/CAGIVA/DERBI/GILERA/
ITALJET/MALAGUT/MBK/
MOTORHISPANIA/PEUGEOT/
PIAGGIO VESPA/RIEJU/
SHERCO/SUZUKI/YAMAHA**

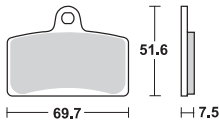


If required without springs - see SBS 105

AJP Caliper
incl. pin/spring HF

SBS 189 MS

DERBI



50 DRD Pro corse	06-		MS
GPX1 50	06-		MS
GPR 80 Cup	04-		MS
GPR 125	05-		MS
GPR 125 Nude	05-		MS
GPR 125 Racing	09-		MS

PEUGEOT

XR 7 50	08-		MS
---------	-----	--	----

GILERA

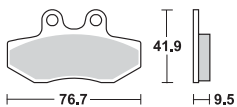
SC 125	06-		MS
--------	-----	--	----

MOTORHISPANIA

RX 50 R	08-		MS
---------	-----	--	----

SBS 190 HF CT

MBK



125 Flame X	05-		CT
-------------	-----	--	----

YAMAHA

125 Cygnus X	05-		CT
--------------	-----	--	----



GILERA			
RC	500 Fuoco ie	08-	MS
PIAGGIO VESPA			
	125 MP3	06-	CT
	125 X8	05-	CT
GTV	125	08-	CT
	200 X8	05-	CT
	250 MP3	06-	MS
	250 X8	06-	MS
	250 X9 Left/Rear	05-	MS
GTV	250	08-	MS
	400 MP3 iE	07-	MS
	400 MP3 LT	09-	MS

HONDA			
FES	125 S-Wing	08-	CT
SH	125 i	09-	HF
FES	150 S-Wing	08-	CT
SH	150 i	09-	HF
	250 Forza	05-	MS
NSS	250	05-	MS
PS	250	05-	MS
SH	300 i	07-	MS
SW-T	400	09-	MS
SW-T	400 ABS	09-	MS

SUZUKI			
UH	125 Burgman	07-	CT

HONDA			
FES	125 S-Wing	08-	CT
SH	125 i	09-	HF
FES	150 S-Wing	08-	CT
SH	150 i	09-	HF
	250 Forza	05-	MS
NSS	250	05-	MS
SH	300 i	07-	HF

MBK			
	125 Skycruiser	06-	CT

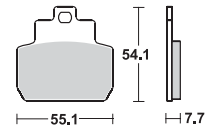
YAMAHA			
	125 X-City	08-	CT
YP	125 X-Max	06-	CT
	250 X-City	08-	MS
YP	250 X-Max	06-	MS



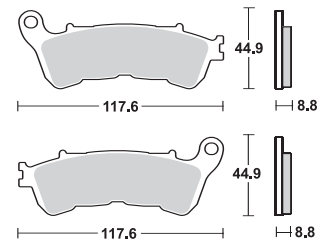
SUZUKI			
UX	125 SIXteen	08-	CT
UX	150 SIXteen	08-	CT
UH	200	07-	CT
UH	200 Burgman	07-	CT

SUZUKI			
UX	125 SIXteen	08-	CT
UX	150 SIXteen	08-	CT
UH	200	07-	CT
UH	200 Burgman	07-	CT

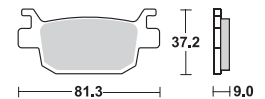
HF CT MS SBS 191



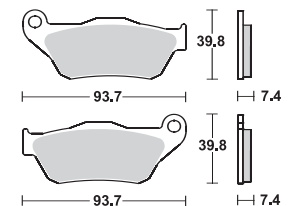
HF CT MS SBS 192



HF CT MS SBS 193

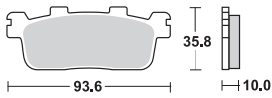


HF CT MS SBS 194





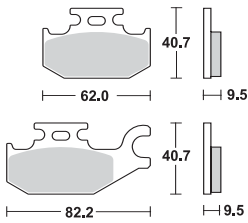
SBS 195 HF CT MS



KYMCO

	125 Downtown i	10-	CT
S	125 People	05-	CT
	200 Downtown i	10-	CT
S	200 People	05-	CT
	250 Xciting	06-	MS
S	250 People Left/Rear	06-	MS
	300 Downtown i ABS	10-	MS
	300 People Si Left/Rear	08-	CT
	300 Xciting Ri	08-	MS

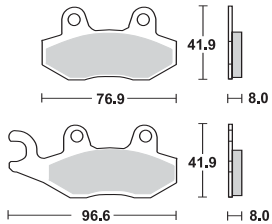
SBS 196 HF CT



SUZUKI

UH	125 Burgman	07-	CT
UX	125 SIXteen	08-	CT
UX	150 SIXteen	08-	CT
UH	200 Burgman	07-	CT

SBS 197 HF CT MS



BENELLI

	125 Caffenero Left/Rear	08-	CT	CT
	125 Macis	10-	CT	CT
	150 Macis	10-	CT	CT
	250 Caffenero Left/Rear	08-	MS	MS

PEUGEOT

LXR	200	10-	CT
	300 Geostyle	10-	MS MS
	400 Geopolis		
	(Nissin cal.)	07-	MS MS
RS	400 Geopolis	08-	MS
	500 Satelis	07-	MS

KYMCO

S	250 People Left/Rear	06-	MS
---	----------------------	-----	----

PEUGEOT

	125 Geopolis		
	(Nissin cal.)	07-	CT CT
	125 Vivacity	10-	CT
LXR	125	10-	CT

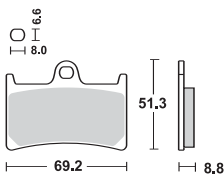
PGO

	125 Libra	10-	CT
	125 X-Hot	10-	CT

SUZUKI

AN	400 Burgman Left/Rear	07-	MS
----	-----------------------	-----	----

SBS 198 HF CT MS



YAMAHA

XP	500 TMAX	08-	MS
----	----------	-----	----



BETA

RR	50 Enduro	10-	HF
RR	50 Supermotard	08-	HF

KEEWAY

RY8	50	10-	HF
-----	----	-----	----

KYMCO

	50 Nexxon	08-	HF	HF
	125 Nexxon	08-	CT	CT
	150 Straight	08-	CT	CT

SYM

	125 Joyride Evo	10-	CT
HD	125 Evo DT	10-	CT
HD	200 Evo	07-	CT
HD	200 Evo	10-	CT
	250 GTS	07-	MS
	250 Joymax	07-	MS
RV	250 Efi	10-	MS
	300 Joymax Evo	10-	MS
	300 Joyride Evo i	10-	MS

GILERA

	50 Runner PJ	06-	HF
	50 Runner SP	06-	HF
	50 Runner SP, Purejet	98- 05	HF
	50 Stalker	97-	HF
DT	50 Stalker	01-	HF
FX	125 Runner (Grimeca cal.)	00-	CT
FX	125 Runner (Hengtong cal.)	00-	CT
FX	125 Runner SP (Grimeca cal.)	00-	CT
FX	125 Runner SP (Hengtong cal.)	00-	CT
FXR	180 Runner (Grimeca cal.)	00-	CT
FXR	180 Runner (Hengtong cal.)	00-	CT
FXR	180 Runner SP (Grimeca cal.)	00-	CT

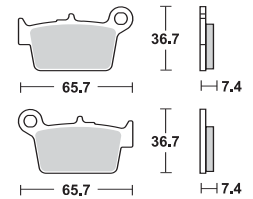
GILERA

FXR	180 Runner SP (Hengtong cal.)	00-	CT
	200 Stalker	97-	CT
FX	200 Runner SP	98-	CT
RC	500 Fuoco ie	08-	MS

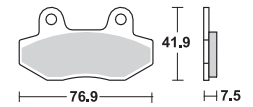
PIAGGIO VESPA

	50 Liberty	97-	HF
	50 Liberty 4T	00-	HF
	50 Zip Disco	96-	HF
	50 Zip Fast Rider	96-	HF
	50 Zip RST	98- 99	HF
	50 Zip Sport Production	96-	HF
ET2	50	97- 01	HF
ET2	50	02-	HF
ET4	50	00-	HF
LX	50 2T/4T	05-	HF
S	50 2T	07-	HF
S	50 4T	09-	HF

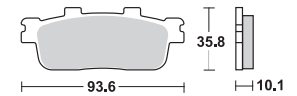
HF CT SBS 199



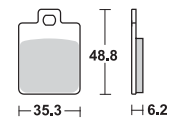
HF CT SBS 200

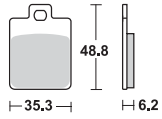


HF CT MS SBS 201



HF CT MS SBS 202

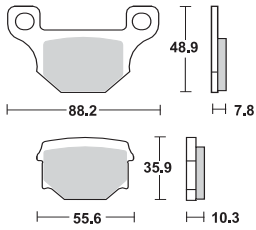


**SBS 202 HF CT MS****PIAGGIO VESPA**

	125 MP3	06-	CT
	125 Sfera	95-	CT
	125 Zip II 4T	00-	CT
ET4	125	96- 99	CT
ET4	125	00-	CT
LE	125 Liberty	99- 01	CT
LE	125 Liberty	02-	CT
LX	125 4T	05-	CT
PX	125	02-	CT
S	125 4T	07-	CT
	150 Liberty	99-	CT
ET4	150	02-	CT
PX	150	02-	CT

PIAGGIO VESPA

	200 Liberty	06-	CT
PX	200	02-	CT
	250 LX 60	06-	MS
	250 MP3	06-	MS
	400 MP3 IE	07-	MS
	400 MP3 LT	09-	MS

SBS 203 HF CT**MOTORHISPANIA**

RX	50 R	08-	HF
----	------	-----	----

RIEJU

MRT	50	09-	HF	HF
MRT	50 Supermotard	09-	HF	HF
RRX	50	08-	HF	HF

TGB

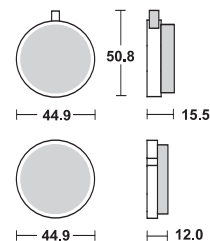
	50 Bullet	10-	HF
--	-----------	-----	----

**YAMAHA**

FS	50 DX	75- 79	HF
FS1	50 DX	77- 78	HF
RD	50	76- 78	HF
RD	90	76-	HF
RD	100 D	76- 79	HF
RS	100 DX	77- 79	HF
RX	100	76- 79	HF
RD	125 DX	75- 77	HF
RS	125 DX	76- 79	HF
RD	200 DX	76- 78	HF

HF

SBS 500

**HONDA**

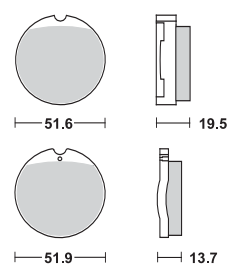
CB	250 G, T	74- 76	HF
CJ	250 T	76- 78	HF
CB	350 F, F1	73- 76	HF
CB	360 G, T	73- 76	HF
CJ	360 T	76- 78	HF
CL	360	74-	HF
CB	400 F, F1, F2	75- 79	HF
CB	450 K5, K6, K7	72- 77	HF
CB	500 F	72- 75	HF
CB	500 T	75- 78	HF
CB	550 F	75- 79	HF
CB	550 K	74- 78	HF
CB	750 A	76- 78	HF

HONDA

CB	750 F1	75- 76	HF
CB	750 K	77- 78	HF

HF

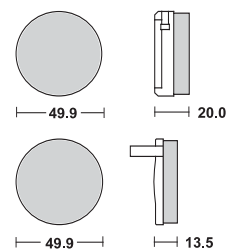
SBS 501

**HONDA**

CB	750 K	70- 76	HF
----	-------	--------	----

HF

SBS 502

**KAWASAKI**

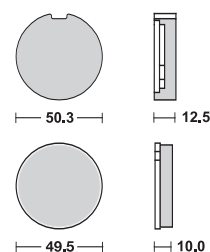
S3		74- 75	HF
S3A		74- 75	HF
S2A	350	73-	HF
KH	500 H1	74- 75	HF
Z	750 H	72- 75	HF
Z1	900 Z1 A, Z1 B	73- 75	HF

SUZUKI

RG	185	75- 77	HF
GT	250	73- 78	HF
GT	380 A, B, K, L, M	73- 77	HF
GT	500 A, B	75- 77	HF
GT	550 A, K, L, M	73- 77	HF
GT	750 A, K, L, M	73- 77	HF

HF

SBS 503

**SUZUKI**

RE	5M, A	75-	HF
RM	50 M, A	75- 76	HF
GT	100	78-	HF
GT	125 A, B, C, L, M	75- 78	HF
GT	185 A, B, C, EC	75- 77	HF
GT	185 L, M, K	75- 77	HF

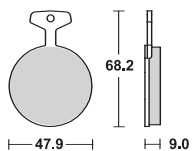
Dimensions in mm / Dimensions en mm

1" = 25.4 mm , 1 mm = 0.04"

◆ Selection of compound - see page 138-139/Sélectionnement de composé de friction - voir page 138-139



SBS 504 HF



ISR CALIPERS

2 Piston (22-023/026) ◆

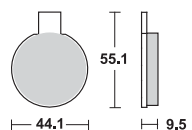
YAMAHA

RD	250 A-C	73 - 77	HF	
RD	250 D	77	HF	HF
TZ	250	82 -	HF	
RD	350 A, B	73 - 79	HF	
XS	360 B	76 -	HF	
RD	400 C, D	77	HF	HF
RD	400 S	73 - 76	HF	
TX	500 A, B	74 - 77	HF	
XS	500	75 - 77	HF	
TX	650	72 -	HF	

YAMAHA

XS	650 B, C, XS2	75 - 77	HF
TX	750	73 - 74	HF
TX	750 A	73 - 76	HF

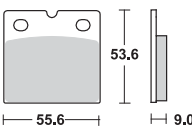
SBS 505 HF



NORTON

MK2	850 Commando	73 - 75	HF	
MK3	850 Commando	75 - 77	HF	HF

SBS 506 HF HS LS



APRILIA

AF1	250 Replica	90 -		HF
-----	-------------	------	--	----

BENELLI

	350 4T Turismo			HF
	354	78 - 82		HF
	500 4T	- 76		HF
	750 Sei	75 -		HF
	900 Sei	84 -		HF

BIMOTA

	all models	82 - 88	HF	HF
SB3	D	83 -	HF	HF

BMW

R65	650 GS	87 -	HF	
R65	650 GS	91 -	HS	
R65	650 LS	82 -	HF	
R65/1	650	86 -		HF
K75	750	90		LS
K75	750 C	85 -	HF	
K75	750 RT	91 -		LS
K75	750 S, C	85 -	HF	HF
R80	800	85	HF	
R80	800 G/S P.-D.	86	HF	
R80	800 GS	81 -	HF	
R80	800 GS	91 -	HS	
R80	800 R	91 -		LS
R80	800 RT	83	HF	
R80/7	800	79 - 81		HF
K1	1000	89		LS
K100	1000 LT	87	HF	HF
K100	1000 LT	92 -		LS
K100	1000 LT ABS	89		LS
K100	1000 RS	90 -		LS

BMW

K100	1000 RS ABS	88 - 89		LS
K100	1000 RS, RT	83 -	HF	HF
R100	1000	81 -	HF	HF
R100	1000 CS,RS, RT	81 -	HF	HF
R100	1000 R	91 -		LS
R100	1000 RS	76 - 77		HF
R100	1000 RS	78 - 80		HF
R100	1000 RS	93 -		LS
R100	1000 RT	91 -		LS
R100	1000 S	78 - 80		HF
R100	1000 T	79 -		HF
K1100	1100 LT/SE	92 -		LS
K1100	1100 RS	93 -		LS
R1100	1100 RS	93		LS
R1100	1100 RS	94 -		LS
K	1200 GT With Integral			
	ABS	02 - 08		LS
K	1200 RS	97 - 00		LS
K	1200 RS	01 - 02		LS
K	1200 RS	03 -		LS

CZ

CZ	180	93 -	HF	
----	-----	------	----	--

DUCATI

	250 Desmo	- 77	HF	
	350 Desmo	- 77	HF	
	350 F3		HF	HF
	500 Sport	77 -	HF	HF
	600 Pantah TL, SL		HF	HF
	600 SL, TL Pantah	76 -	HF	
	650 Pantah	84 -	HF	HF
	750 F1	86 -	HF	HF
	750 GT	74 - 76	HF	

Dimensions in mm / Dimensions en mm

1" = 25.4 mm , 1 mm = 0.04"

◆ Selection of compound - see page 138-139/Sélectionnement de composé de friction - voir page 138-139



DUCATI			
750 Paso	87	HF	
750 Sport	90	HS	LS
750 SS	74- 76	HF	HF
750 SS	76-	HF	HF
750 SS	91-		HF
851 Strada	91-		HF
860 GT		HF	HF
860 GT	75- 77	HF	
888 Roche Replica	91-		HF
900 GTS	77-	HF	
900 Mike Hailwood			
Replica	85-	HF	HF
900 S2 Desmo	85-	HF	HF
900 Sport	77-	HF	HF
900 SS	78- 89	HF	HF
906 900 Paso	89	HF	
1000 /6 Mike Hailwood			
Replica	85-	HF	HF
1000 Mille Replica	84-	HF	HF
1000 S2 Desmo	85-	HF	HF

HERCULES			
Silver Star Classic	93	HF	

HOREX			
80 Rebell T	86-	HF	HF
80 Sport L	86-	HF	HF
125 Imperator	96-	HF	
125 Regent	96-	HF	
560 E	86-	HF	HF
600 Columbus	87-	HF	HF

JAWA			
CZ 125 2T		HF	
CZ 125 MX		HF	
CZ 180	92	HF	
300 Trail	93-	HF	

LAVERDA			
SFC 500		HF	HF
SFC 600	86-	HF	HF
650 V-Six	93-	HS	LS
SF2 750	74- 78	HF	
SF3 750	74- 78	HF	
SF3 750 RGS Corsa,			
Executive	77-	HF	HF
1000 Jota	76-	HF	HF
3C 1000 3CE, 3CL	74-	HF	HF
RGS 1000	83-	HF	HF
RGS 1000 Jota	86-	HF	HF
SFC 1000	85- 86	HF	HF
TGA 1000 Executive	84-	HF	HF
1200 Mirage	78-	HF	HF

MOTO-GUZZI			
NTX 350	90-		HF
V35 350 C		HF	
V35 350 Florida		HF	
V35 350 GT	90-	HF	
V35 350 III	87-	HF	HF
V35 350 TT	86-	HF	HF
NTX 650	90-		HF
V65 650 Florida	86-	HF	HF
V65 650 GT	90-	HF	
NTX 750	90-		LS
S3 750 Left	75- 76	HF	
S3 750 Right	75- 76	HF	
SP 750	91-	HS	LS

MOTO-GUZZI			
V75 750	86-	HF	HF
V75 750 Duna	86-	HF	HF
V75 750 TT Paris-Dakar	86-	HF	HF
850 Le Mans	76-	HF	HF
T 850	74- 76	HF	
T3 850	75-	HF	HF
T4 850	75-	HF	HF
T5 850	75-	HF	HF
T5 850 N.T.	86-	HF	HF
1000 California II	85- 88	HF	HF
1000 California III C	91- 95	HS	LS
1000 California III,			
Fuel Injection	89	HF	HF
1000 Daytona	91-		HF
1000 Le Mans IV	85-	HF	HF
1000 Le Mans, V	90-	HS	LS
GT 1000 V	91-	HS	LS
S 1000	90	HS	LS
SP 1000 III	91-	HS	LS
SP 1000 Le Mans Left/Rear	79-	HF	
SP 1000 Le Mans Right	79-	HF	
V 1000 Strada	93-	HF	
1100 California	96-	HS	LS

MV AGUSTA			
all models		HF	HF

MZ			
125 Roadstar		HF	
125 Sportstar	93-	HF	
ETZ 125	82-	HF	
ETZ 125	85-	HF	
ETZ 150	82-	HF	
ETZ 150	85-	HF	
ETZ 250	82-	HF	
251 (MUZ) Sportstar	96-	HF	
251 Saxon Tour		HF	
ETZ 251	89	HF	
ETZ 300 LUX	90	HF	
ETZ 300 X	88	HF	
301 (MUZ) Sportstar	96-	HF	
301 Saxon Tour		HF	
ETZ 301	90-	HF	
500 Saxon Country	92-	HF	
500 Saxon Fun	92-	HF	
500 Saxon Voyager		HF	
500 Silver Star Classic	93-	HF	

NORTON			
Commander	90	HF	HF
Interpol	83-	HF	HF
Wankel Classic	88-	HF	HF
F-1	90		HF

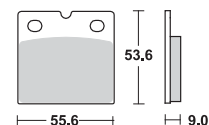
OSSA			
500 Yankee	78	HF	

SWM			
XP 350 Sahara		HF	

TRIUMPH			
750 Bonneville U.K.	87-	HF	HF

ZUNDAPP			
KS 175	78-	HF	

HF HS LS SBS 506



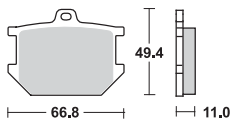
Dimensions in mm / Dimensions en mm

1" = 25.4 mm , 1 mm = 0.04"

◆ Selection of compound - see page 138-139/Sélectionnement de composé de friction - voir page 138-139



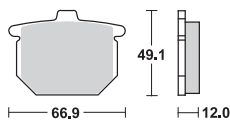
SBS 507 HF



YAMAHA				
XS	250 C	77 - 78	HF	HF
XS	250 D, E	79 - 80	HF	
XS	360 C, D	77 -	HF	HF
RD	400	79 -	HF	
SR	400	77	HF	HF
XS	400 C, E, F	77 - 79	HF	HF
SR	500	78 - 84	HF	
SR	500	85 - 91	HF	
XS	500	77 - 81	HF	HF
XJ	650	80 - 82	HF	
XS	650	75 - 85	HF	HF
XS	650 D1E, F, F2	77 - 79	HF	
XS	650 G, H, J, K	80 - 82		HF
XS	650 SE	80 -	HF	HF

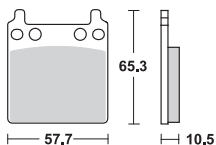
YAMAHA				
XS	650 SJ, SK	82 -	HF	
XS	650 SK, Heritage	83 -	HF	HF
XJ	750 E	81 - 83	HF	
XS	750	77 - 80	HF	HF
XS	750 H, J, K	81 - 82		HF
XS	750 SE Left/Rear	79 - 80		HF
XS	850	80 - 81	HF	HF
XS	850 Left/Rear	81 -		HF
XV	920	81 -	HF	
XV	1000 TR1	81 -	HF	
XS	1100 E,F,G,H	78 - 81	HF	HF
XS	1100 SF, SG, SH, LG Left/Rear	79 - 81		HF

SBS 508 HF



HONDA				
CB	750 SS	77 - 79	HF	
GL	1000 K1, K2 Gold Wing	75 - 77	HF	

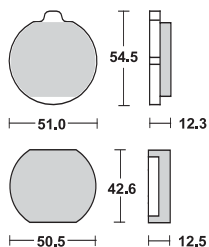
SBS 509 HF



HONDA				
CB	750 F1	75 - 76		HF
GL	1000 K1, K2 Gold Wing	75 - 77		HF
GL	1000 K3 Gold Wing	78 - 79		HF

PERFORMANCE MACHINE
162 X 2

SBS 510 HF



KAWASAKI				
KH	250	76 - 78	HF	
KH	250 A1, A2, B4, B5	79 - 80	HF	
Z	250	78 - 80	HF	
KH	400	76 - 78	HF	
KZ	400 D, D3, D4	74 - 77	HF	
KZ	400 H1 (LTD)	79	HF	
Z	400 C1	80 -	HF	
Z	400 E, GL, H, H1	79 -	HF	
KZ	440 A1-A3, K1, D2-D4	80 - 82	HF	
Z	440 C	80 - 81	HF	
Z	440 LTD	80 -	HF	
Z	440 LTD	80 - 81	HF	
KH	500	76 - 79	HF	
Z	500	79 - 80	HF	
KZ	550 A1	80	HF	
Z	550 A1	80 -	HF	
Z	650	77 - 79	HF	
Z	650 C	78 - 79	HF	

KAWASAKI				
Z	650 D1, D1A, D2, D3	78 - 82	HF	
Z	650 E1	80	HF	
Z	750 B	76 - 79	HF	
Z	750 LTD	80 -	HF	
KZ	900 A4, A5	76 - 77	HF	
KZ	900 B1	76	HF	
Z	900 A	76 - 77	HF	
Z	1000	76 - 78	HF	
Z	1000 A1, A2, A3, A4	77 - 80	HF	
Z	1000 B1, B2, B3, LTD	77 - 79	HF	
Z	1000 C1, C2, C3, C4	78 - 81	HF	
Z	1000 D1, D2, D3, Z1R	78 - 80	HF	
Z	1000 GL	80 -	HF	
Z	1000 H1	80 -	HF	
Z	1000 R	78 - 79	HF	

Dimensions in mm / Dimensions en mm

1" = 25.4 mm , 1 mm = 0.04"

◆ Selection of compound - see page 138-139/Sélectionnement de composé de friction - voir page 138-139

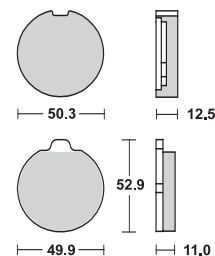


SUZUKI

GS 400	77 - 78	HF
GS 425 N, EN	79 - 80	HF
GS 750	76 - 77	HF
GS 750 D	77 - 79	HF
GS 750 E	77 - 79	HF
GS 850 EN, GN, GT	79 - 81	HF

HF

SBS 511



GMA

2 Piston Caliper, large Model A

KAWASAKI

Z 500	79 - 80	HF
Z 650 D1, D1A, D2, D3	78 - 82	HF
Z 1000	76 - 78	HF
Z 1000 A1, A2, A3, A4	77 - 80	HF
Z 1000 C1, C2, C3, C4	78 - 81	HF
Z 1000 D1, D2, D3, Z1R	78 - 80	HF
Z 1000 F1	80 -	HF
Z 1000 GL	80 -	HF
Z 1000 H1	80 -	HF
Z 1000 MKII	79 - 80	HF
Z 1000 R	78 - 79	HF
Z 1000 ST	79 - 81	HF
Z 1100 ST	81 -	HF
Z 1300	79 - 81	HF
Z 1300 DF1	84 -	HF

SUZUKI

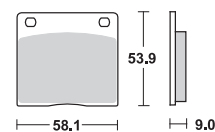
GSX 250	81 - 82	HF
GSX 250 S	86 -	HF
GSX 400 F	81 -	HF
GSX 400 FD	83	HF
GSX 400 FWS	86 -	HF
GSX 400 FX, FZ	81 - 82	HF
GS 450 S	86	HF
GS 500 E	80 - 81	HF
GS 500 E (Austria)	78 - 79	HF
GS 500 E (Austria)	81 - 82	HF
GS 500 M	81 -	HF
GS 550 DB, DC	77 - 78	HF
GS 550 E	78 - 79	HF
GS 550 E, L, T	80 - 84	HF
GS 550 EM	81 - 84	HF
GR 650	83 -	HF
GS 650	81 - 83	HF
GS 650 G	83 -	HF
GS 650 Turbo, XN	83 -	HF
GS 700 EF, ESF	85	HF
GS 750	76 - 77	HF
GS 750 D	77 - 79	HF
GS 750 E	77 - 79	HF
GS 750 L, N, LN	- 79	HF
GS 750 SD	83 -	HF
GSX 750 E	82 - 83	HF
GSX 750 EF	80 - 86	HF
GSX 750 ES	83 - 85	HF
GSX 750 ES, EF, STS	86 - 88	HF
GSX 750 L	80 - 82	HF

SUZUKI

GSX 750 S	82 -	HF
GSX 750 S, Katana	85 -	HF
GS 850 E, L	80 - 82	HF
GS 850 EN, GN, GT	79 - 81	HF
GS 850 G	83 - 84	HF
GS 850 G	85 -	HF
GS 850 G, GT, GX, GLX	80 -	HF
GS 850 GL, GLT	81 -	HF
GSX 850 G	83 -	HF
XN 850	83 -	HF
G 1000 SZ	82 -	HF
GS 1000 EC, EN, HC, S	78	HF
GS 1000 ET	81	HF
GS 1000 EX	81 -	HF
GS 1000 GT, GLT, GLX, GX	80 - 81	HF
GS 1000 N, EN, HN, LN, SN	79 - 80	HF
GSX 1000 S, Katana	82 - 84	HF
GS 1100 ED, ESD, GD	83 -	HF
GS 1100 EX, LX, TX, X	81	HF
GS 1100 G	86 -	HF
GS 1100 GD, GLD	82 - 83	HF
GS 1100 GKD, SD, GLD	83 -	HF
GS 1100 GZ, GLZ, GKZ	82 - 83	HF
GS 1100 L	79	HF
GSX 1100 E	82 -	HF
GSX 1100 E, ESD	86	HF
GSX 1100 E, L	79 -	HF
GSX 1100 S	82 - 83	HF
GT 1100 ET, T, LT, ST	80	HF
GV 1200 GLG Madura	86	HF
GV 1400 Cavalcade	85 -	HF

HF

SBS 512



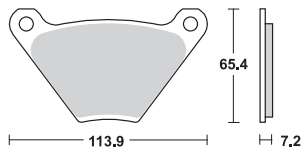
Dimensions in mm / Dimensions en mm

1" = 25.4 mm , 1 mm = 0.04"

◆ Selection of compound - see page 138-139/Sélectionnement de composé de friction - voir page 138-139



SBS 513 HF



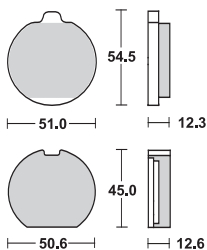
HARLEY DAVIDSON

FXE	Series	74 - 77	HF
XLCH	1000	73	HF
FL	1200 FLH Police	75 - 79	HF
FLH	1200	74 - 76	HF
FLH	1200	80	HF
FLH	1200 Anniversary	78	HF
FLH	1200 Touring	77 - 78	HF
FLHS	1200	77 - 80	HF
FX	1200	74 - 80	HF
FXE	1200	74 - 80	HF
FXS	1200	78 - 79	HF
FLH	1340 80	78 - 80	HF
FLH	1340 80	81	HF

HARLEY DAVIDSON

FLH	1340 Electra Glide	82 - 83	HF
FLH	1340 Electra Glide Spec.	84	HF
FXB	1340 80	80 - 81	HF
FXB	1340 Sturgis	82	HF
FXE	1340 80	78 - 81	HF
FXE	1340 Super Glide	83 - 84	HF
FXEF	1340 80 Fat Bob	79 - 81	HF
FXR	1340	78 - 81	HF
FXS	1340 80	79 - 81	HF
FXS	1340 Low Rider	82	HF
FXWG	1340 80	80 - 81	HF
FXWG	1340 Wide Glide	82	HF

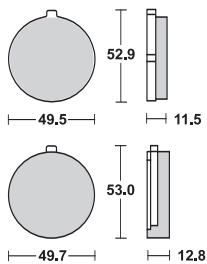
SBS 514 HF



KAWASAKI

Z	650 C	78 - 79	HF
Z	750 B	76 - 79	HF
KZ	900 B1	76	HF
Z	1000 B1, B2, B3, LTD	77 - 79	HF

SBS 515 HF



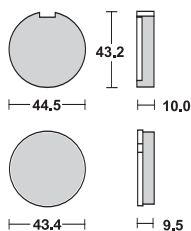
SUZUKI

GT	125 C, EC, N, E	78 - 82	HF
RG	125	79 -	HF
GT	200 X5 (Nien)	79 - 82	HF
XS	200 EN	79 -	HF
GT	250	78 - 81	HF
RG	250 E	78 - 82	HF
GT	380 B (Asco)	77	HF
GS	400	78 -	HF
GS	425 LN	80 -	HF
GS	500 E	80 - 81	HF
GS	500 E (Austria)	78 - 79	HF
GT	500 K, L, M	73 - 75	HF
GS	550 B	- 77	HF

SUZUKI

GS	550 DB, DC	77 - 78	HF
GS	550 E	78 - 79	HF
GT	550 A, B	78 -	HF
GS	750 L, N, LN	- 79	HF
GS	1000 EC, EN, HC, S	78	HF
GS	1000 N, EN, HN, LN, SN	79 - 80	HF

SBS 516 HF



KAWASAKI

KH	125	77 - 80	HF
KZ	200 A1, A2	78 - 79	HF
Z	200	77 - 81	HF

SUZUKI

AC	50 DX	81 -	HF
AC	50 RG, ZR, Z1	79 -	HF
GT	50 K, KB	77 - 80	HF
X-1	50	79 -	HF



HONDA			
MT	125 R	78 -	HF
CB	400 N	78 - 82	HF
CB	400 NZ	- 79	HF
CX	400	81	HF
GL	400	77 - 80	HF
CX	500	78 - 80	HF
CB	750 F	77 - 80	HF
CB	750 SS	77 - 79	HF
CB	900 F	78 - 80	HF
CBX	1000	78 - 80	HF
GL	1000 Gold Wing	81 -	HF

KAWASAKI

Z	400 D, S	76 - 77	HF
---	----------	---------	----

ALFER

MC	80	87 -	HF
MC	125	87	HF
MC	125	88	HF
GR	250 Enduro	85	HF
GR	250 Enduro	88	HF
MC	250	85	HF
MC	250	87	HF
MC	250	88	HF
GR	300	85	HF
GR	300 Enduro	88	HF

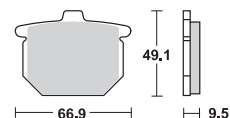
APRILIA

	50 Tuareg	85 -	HF
	125 Classic	96 -	HF
	125 Red Rose	89	HF
	125 Red Rose	90 -	HF
	125 Sport Pro.	92	HF
	125 Tuareg	87 -	HF
	125 Tuareg AS		HF
	125 Tuareg Rally	89	HF
	125 Tuareg Rally	90 -	HF
	125 Tuono	04 -	HF
AF1	125	87 -	HF
AF1	125 Europa, Futura	90 - 91	HF
AF1	125 Replica, Sintesi	89 - 91	HF
ETX	125 Tuareg	86 - 87	HF
	200 Climber	93 -	RSI
	250 Tuareg Rally	86 -	HF
MX	250 Cross	85	SI
RS	250	95 - 96	HF
RS	250	97 - 02	HF
RS	250 Pista	04 -	HF
RX	250	86 -	HF
	350 Tuareg	86 -	HF
	350 Tuareg	88 - 89	HF
	350 Tuareg Wind	87	HF

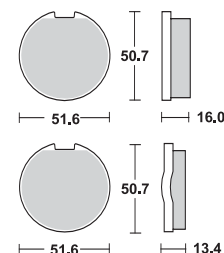


HONDA			
GL	1000 Gr. Tour. Gold Wing	81 -	HF
GL	1000 K3 Gold Wing	78 - 79	HF
GL	1100 A Gold Wing	79 -	HF

HF SBS 517



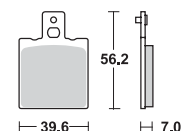
HF SBS 518



APRILIA

	350 Tuareg Wind	88	HF
ETX	350	- 86	HF
ETX	350	86 -	SI
	600 Tuareg	86 -	HF
	600 Tuareg Wind	88	HF
ETX	600	86 -	HF

HF LS SI RSI RQ SBS 519



ARMSTRONG

MX	500	86 -	SI
MX	600	86 -	SI

ASPES

	125 Sintesi	88 -	HF
--	-------------	------	----

ATK

ATK	250 CC,MX	91 - 92	SI
ATK	350 ES CC,MX,STD	91 - 92	SI
ATK	350 GS	93 -	SI
ATK	406 CC,MX	91 - 92	SI
ATK	560	84 - 85	SI
ATK	560	86	SI
ATK	560	87 - 88	SI
ATK	604 ES CC,MX,STD	91 - 92	SI
ATK	640	93 -	SI

BENELLI

	124 T	83 -	HF
	125 2CE	76 - 78	HF
	125 Custom	85	HF
	125 Jarno	89	HF
	125 Sport		HF
	125 T	76 -	HF
	125 TT		HF
BX	125	89	SI
BXK	125	88	HF
E	125 L.C.	85	HF

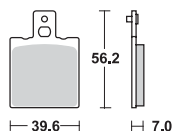
Dimensions in mm / Dimensions en mm

1" = 25.4 mm , 1 mm = 0.04"

◆ Selection of compound - see page 138-139/Sélectionnement de composé de friction - voir page 138-139



SBS 519 HF LS SI RSI RQ



BENELLI

250 2CE			HF	
250 Disc	76 -		HF	
304	83 -		HF	
350 4T Turismo			HF	
354	78 - 82		HF	
354 Sport	83 -		HF	HF
500 -4	76 -		HF	
500 4T	- 76		HF	
654 Sport	83		HF	HF
900 Tornado 3	00 - 02		LS	
TnT 1100	04		LS	

BETA

KR 50	86 - 87		HF	
KR 50 Twin	88		HF	HF
ALP 240	96 -		RSI	
CR 250	83 -		SI	
ALP 260	96 -		RSI	
500 GS, RV	84 -		HF	

BIMOTA

	Furano	92 -		HF
1D	Tesi	93 -		HF
YB7 400		89		HF
	500 Vdue	97 -		HF
	600 Bellaria	91 -		HF
YB9	600 SRI	97 -		HF
	650 Supermono	97 -		HF
SB7	750	96 -		HF
YB4	750	89		HF
1D	851 Tesi	91 -		HF
	900 Mantra	97 -		HF
DB2	900	92 -		HF
DB4	900	99 -		LS
1D	906 Tesi	91 -		HF
2D	1000 Tesi	04 - 06		LS
SB8	1000 R	98 -		LS
SB8K	1000	06 -		LS
SB8K	1000 Santamonica	07 -		LS
YB11	1000	97 -		HF
YB6	1000	89		HF
YB8	1000	90		HF
	1002 Dieci	91 -		HF
DB7	1099 (Rad.cal)	09 -		LS
SB6	1100	97 -		HF

BREMBO RACING CALIPERS

Goldline 20.5161.42/51, road ◆

CAGIVA

50 Cocis	89		HF	HF
50 Lucky Explorer	88 -		HF	
50 Prima	92 -		HF	HF
50 Super City	93 -			HF
50 Supercity	92		HF	HF
50 W 4	92		HF	HF
80 Cocis	91 -		HF	
80 Super City	94 -			HF
80 Supercity	92 - 93		HF	HF
80 W 4	92 -		HF	HF
LR 80	83 -		HF	
SST 80	83 -		HF	
SXT 80	83 -		HF	
125 Aletta Electra	87 -		HF	
125 Aletta Oro	86 -		HF	HF
125 Blues				HF
125 Blues	93 -		HF	HF
125 Cruiser	88 -		HF	HF

CAGIVA

125 Dakar	86		HF	
125 Elefantre	87 -		HF	
125 Enduro	86 -		HF	
125 Freccia	89			HF
125 Freccia C 12 R	91 -			HF
125 Mito	91 - 92			HF
125 Mito	93 -			HF
125 Planet	97 -			HF
125 Raptor	03 -			HF
125 Supercity	92 -			HF
125 Tamanaco	89			HF
125 W 8	92 - 95		HF	HF
K7 125	91 -			HF
N1 125	96 -			HF
WMX 125 GP-Replica	86 -		SI	
WRX 125				HF
200 Elefant	86 -		HF	
MXR 250	82 -		HF	
SST 250 Ala Verde	81 -		HF	
WMX 250 GP	82		SI	
350 Alazzurra	85 -		HF	HF
350 Alazzurra	87 -		HF	HF
350 Elefant	86 -			HF
350 W 12	92 -			HF
SST 350	83 -		HF	
SST 350 Ala Verde	81 -		HF	
SXT 350 Ala Rosa	82 -		HF	
T4 350 E	87 -		HF	
T4 350 R	87 -		HF	
MXR 400	82 -		HF	
500 Mito	07			LS
500 River	00 -			HF
MXR 500	82 -		HF	
T4 500 E	87 -		HF	
WMX 500	85 - 86		SI	
WMX 500 Cross	87		SI	SI
SP 525 Mito	08 -			LS
600 River	94 -			HF
650 Alazzurra			HF	HF
650 Elefant	86 -			HF
750 Elefant	88		HF	HF
750 Lucky Explorer	88			HF

CAN-AM

200 ASE	86 -		SI	
250 ASE	86 -		SI	
250 MX LC	86 -		SI	
350 ASE	86 -		SI	
406 ASE	87 -		SI	
500 ASE	86 -		SI	
500 MX	86 -		SI	
560 Sonic	86 -		SI	

DB MOTORS

ZZ 50 Pirat	00 -		HF	HF
ZZ 50 Sport	00 -		HF	

DERBI

125 Mulhacen	07			HF
125 Terra	07			HF
250 RC	85		HF	

DUCATI

350	75 -		HF	
350 F3	86 -		HF	HF
350 GTV	77		HF	HF
350 Indiana	86 -			HF
350 Paso	86		HF	HF

Dimensions in mm / Dimensions en mm

1" = 25.4 mm , 1 mm = 0.04"

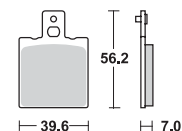
◆ Selection of compound - see page 138-139/Sélectionnement de composé de friction - voir page 138-139



DUCATI			
350 Sport	77 -	HF	HF
400 Monster (Japan)	01 -		LS
400 SS, Junior	92		HF
400 SS, Nuda	92 -		HF
500 GTV	77 -	HF	HF
500 Pantah	85 -	HF	HF
500 Sport Desmo	77 -	HF	
500 Twin GTL	75 -	HF	
502 Single	93		HF
502 Supermono	93		HF
600 Monster	00 - 01		LS
600 SL, TL Pantah	76 -		HF
600 SS Supersport	95 -		HF
M 600 Monster	94 - 99		HF
620 Monster Dark i.e.	02 -		LS
620 Monster i.e., s i.e.	02 -		LS
650 Indiana	86 -		HF
695 Monster	07 -		LS
748 , S	99 - 02		LS
748 Biposto	95 - 98		HF
748 R	00		LS
748 R	01 - 02		LS
748 SP	95 - 97		HF
748 SPS	98 - 99		LS
750 Indiana			HF
750 Monster	96 - 99		HF
750 Monster	00 - 01		LS
750 Monster i.e.	02		LS
750 Paso	86 -	HF	HF
750 Paso	87		HF
750 Paso	88	HF	HF
750 SS Supersport	95 - 99		HF
750 SS, Carenara	92 -		HF
750 SS, Nuda	92		HF
750 Super Sport	92 - 94		HF
800 Monster Dark i.e., s i.e.	03 -		LS
800 Monster i.e., s i.e.	03 -		LS
800 Monster S2R	05 -		LS
851 Strada	89		HF
851 Superbike	90		HF
888 SP V	93		HF
888 SP4	92 -		HF
888 SPO			HF
888 SPS	92 -		HF
888 Strada	93		HF
888 Superbike	93		HF
900 FE	97 -		HF
900 M, IL Monster	93 - 99		HF
900 Monster	00 - 01		LS
900 Monster i.e.	02		LS
900 SL	92 -		HF
900 SS	90 - 94		HF
900 SS Supersport	95 - 97		HF
900 SSR	92		HF
906 900 Paso	89		HF
907 900 I. E.	92		HF
M 900 Street Monster	94 - 99		HF
MH 900	00 -		LS
916 Biposto	94 -		HF
916 Monster S4	01 - 03		LS
916 SPS	97 - 98		LS
996 , SPS	99 - 01		LS
996 Monster S4R	04 -		LS
996 R	01		LS
998 , S	02		LS
998 R	02		LS

DUCATI			
1000 Monster Dark i.e., s i.e.	03 -		LS
1000 Monster i.e., s i.e.	03 -		LS
FANTIC			
50 Koala	88 -	HF	HF
RC 50 Caballero	91 -	HF	HF
RS 50 Caballero	91 -	HF	HF
250 Coach	91 -	HF	
GARELLI			
Urka	91 -	HF	
50 Tiger XLE	86 -	HF	HF
GTA 125		HF	HF
GTA 125	83 - 85	HF	
XR 125 Tiger XRD	85	HF	
GILERA			
SP 01	90		HF
50 Rally, R1		HF	
50 Sioux	92	HF	HF
RC 50 Top Rally	90	HF	HF
125 Arizona Hawk	86 -	HF	
125 Crono	92 -		HF
125 Freestyle	92 -		HF
125 HX, HE	83	HF	
125 KK, KR, KZ	86 -		HF
125 MX1, MRX, SP01			HF
125 R1, R1S	90 -		HF
125 SP02	90 -		HF
CX 125	91 -		HF
MXR 125	90		HF
RX 125	83	HF	
XR2 125	90		HF
200 Fast Bike			HF
200 RX	83	HF	
RV 200			HF
250 Arizona Hawk	86 -	HF	
250 Arizona Rally			HF
250 Arizona Rally	86 -	HF	
NGR 250	85 -		HF
350 Saturno Bialbero			HF
XRT 350	90 -		HF
500 Saturno Bialbero	90		HF
500 Saturno Piuma	90 -		HF
600 Northwest	91 -		HF
RC 600	88		HF
XRT 600	89		HF
HERCULES			
ZX	86 -	HF	
HUSQVARNA			
CR 125	85 - 90	SI	
CX 125	84 - 85	SI	
200 Prof	86 -	SI	SI
CR 240	84 - 85	SI	
CR 250	85 - 87	SI	
CX 250	84 - 85	SI	
400 Enduro	85 -	SI	
430 Enduro	85 -	SI	
CR 500	86 -	SI	
CX/CR 500	84 - 85	SI	
TC 500	86 -	SI	
504	83 -	SI	
TE 510	86 - 87	SI	

HF LS SI RSI RQ SBS 519



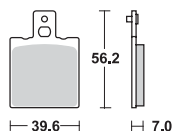
Dimensions in mm / Dimensions en mm

1" = 25.4 mm , 1 mm = 0.04"

◆ Selection of compound - see page 138-139/Sélectionnement de composé de friction - voir page 138-139



SBS 519 HF LS SI RSI RQ



ISR CALIPERS

2 Piston (22-027/028/029)	◆
4 Piston (22-025)	◆

ITALJET

350	83 -	HF
-----	------	----

KEEWAY

125 Enduro	07 -	HF
125 X-Ray	07 -	HF

KREIDLER

125 Mustang	83 -	HF
-------------	------	----

KTM

Baja	86 -	SI
Country,Baja	85	SI
GXE 50	87 -	HF
MX 50	87 -	SI
RSV 50	86 -	SI
80 RSL, L, RS, RL, Bora, Chopper	80 -	HF HF
PL 80 Watercooled		HF HF
RLW 80	80 -	SI SI
MX 85	90	SI
LC 125	85	SI
LC 125	86 -	SI SI
MX 125	85	SI
MX 125	86	SI SI
XC 125	85	SI
XC 125	86 -	SI SI
250 Baja	86 -	SI
LC 250	85	SI
LC 250	86	SI SI
MC 250	83 - 84	SI SI
MX 250	83 - 84	SI SI
MX 250	85	SI
MX 250	86	SI SI
XC 250	85	SI
XC 250	86 - 89	SI SI
XC 300	85	SI
XC 300	86 - 90	SI SI
350 Country Cross	85 -	SI
350 GS	83 -	SI
GS4 350 500 K4	- 83	SI
K4 350 500 K4	- 83	SI
XC 350 , MC	- 83	SI
390 GS	83 -	SI
XC 390 , MC	- 83	SI
XC 420 , MC	- 83	SI
MC 495 Leleu	82 - 83	SI
MX 495 Leleu	82 - 83	SI
GS 500 500 K4 Enduro	83 -	SI
LC 500	85	SI
LC 500	86 -	SI SI
MX 500	85	SI
MX 500	86 -	SI SI
XC 500 , MC	- 83	SI
4T 600 Enduro	84 -	SI
GS 600	85	SI
XC 600 Cross	85	SI
XCE 600 Cross	85	SI
620 Duke	96 - 98	HF
640 Duke	99 - 02	HF

LAVERDA

50 Gaucho	92	HF	HF
OR 50 Atlas	86	HF	HF
OR 50 Atlas	90 -	HF	HF

LAVERDA

125 Custom	86 -	HF
CU 125 Ride	86 -	HF
LB 125 Uno	85 -	HF
GS 350 Lesmo	86 -	HF HF
PF 350 Alpino		HF HF
RS 350 Alpino		HF HF
500 Alpino, S	77 -	HF HF
OR 600 Atlas	86 -	HF HF
650	92 -	HF HF
668 668	96 -	HF HF
668 Ghost, Diamante	97 -	HF HF
750 Cup	98 -	HF HF
750 Diamante	97 -	HF HF
750 Ghost Strike	97 -	HF HF
750 S Formula	97 -	HF HF
750 S, S Carenata	97 -	HF HF
750 Sport	99 -	HF HF
750 Strike/Black Strike	99 -	HF HF
750 T8	98 -	HF HF
JOTA 1000	95	HF HF

MAICO

GM 250 LC	85 -	SI
MD 250	83 -	SI SI
GM 500 LC	85 -	SI

MALAGUTI

50 Enduro	85 -	HF
MRX 50	89	HF
RST 50	90	HF HF

MALANCA

125 Mark	85 -	HF
----------	------	----

MONTESA

260 Evasion	92	RSI
309 Cota	89 -	RSI
310 Cota	89 -	RSI
311 Cota Trial	92	RSI

MOTO-GUZZI

Ippogrifo	97 -	HF
125 Custom	85	HF
125 Enduro TT	85	HF
BX 125	92	HF HF
240 /4	77 -	HF
250 TS	75 - 76	HF
350	77 -	HF HF
350 Falco	88	HF HF
350 Imola	78 -	HF HF
350 Nevada	92 -	HF
NTX 350	88	HF HF
NTX 350	90 -	HF
V35 350 C		HF
V35 350 Florida		HF
V35 350 GT		HF
V35 350 GT	90 -	HF
V35 350 II, Imola, Imola II	77	HF HF
400	79 -	HF HF
500	77 -	HF HF
500 Monza	78 -	HF HF
V50 500 1,2,3, Monza Chopper	77	HF HF
650	80 -	HF HF
650 Florida		HF HF
GT 650 Sessantacinque	89	HF HF
NTX 650	90 -	HF
V65 650 Lario	86 -	HF HF

Dimensions in mm / Dimensions en mm

1" = 25.4 mm , 1 mm = 0.04"

◆ Selection of compound - see page 138-139/Sélectionnement de composé de friction - voir page 138-139

**MOTO-GUZZI**

V65	650 NTX	87 -	HF	HF
V65	650 SP, Chopper		HF	HF
V65	650 TT	86 -	HF	HF
	750 Nevada	92 - 96	HF	
	750 Nevada, Club/Base	97 - 02	HF	HF
	750 Targa	89	HF	HF
NTX	750	89	HF	HF
RS	1000 Daytona	97 -		HF
V	1000 Strada	93 -		HF
V10	1000 Centauro	96 -		HF
	1100 Sport	96 -		HF
EV	1100 California	97 - 00		HF
EV	1100 California, 80, Touring	01 -	LS	
V11	1100 , Scura, Sport Scura	02 -	LS	
V11	1100 Lemans, Lemans Tenni, Lemans Rosso			
	Corsa	01 -	LS	
V11	1100 Sport	97 - 00		HF
V11	1100 Sport Rosso			
	Mandell	01 -	LS	
V11	1100 Sport, Sport Naked	01 -	LS	

MOTO-MORINI

XE	250 Country	88	HF	
	350 Coguaro			HF
	350 Coguaro, New York	90 -		HF
	350 Dart	88		HF
	350 Dart	90 -		HF
	350 Indiana	88		HF
	350 Kanguro	88		HF
RLX	350 Excalibur	90 -		HF
	400 Dart	89		HF
	400 Dart	90 -		HF
	400 S		HF	HF
	500 Sei V Classic	89	HF	
	501 Camel	88		HF
	501 Coguaro	89		HF
	501 Excalibur	89		HF
	501 New York	89		HF
RLX	501 Excalibur	90 -		HF
	650 Indiana	88		HF
	750 Indiana	88		HF

MZ

	660 (MUZ) Skorpion Cup	99 -		HF
	660 (MUZ) Skorpion Replica	97 -		HF

BMW

R60/7	600	76 - 77	HF	
R75/6	750	74 - 76	HF	
R75/7	750	76 - 77	HF	
R80/7	800	77 - 78	HF	
R80/7	800	79 - 81	HF	
R90	900 S	73 - 76	HF	
R90/6	900	73 - 76	HF	
R100	1000 RS	76 - 77	HF	
R100	1000 RS	78 - 80	HF	
R100	1000 S	76 - 77	HF	
R100	1000 S	78 - 80	HF	
R100	1000 T	79 -	HF	
R100/7	1000	78 - 80	HF	

MZ

	660 (MUZ) Skorpion Sport	95 -		HF
	660 (MUZ) Skorpion Tour	95 -		HF
	660 (MUZ) Skorpion Traveller	99 -		HF

OSSA

	500 Yanqee	78		HF
--	------------	----	--	----

SACHS

SW	80 Lotus			HF
----	----------	--	--	----

SANGLAS

	400 Y	79 - 80	HF	HF
	500 S2	79 - 80	HF	HF

SIMSON

	50 Habict CX	01 -		HF
	80 IFA	89		HF
SR	80 -2 CE			HF
S	83 CX			HF
S	83 OR			HF

SWM

	125 GP	86 -	HF	HF
	125 S1-S2			HF
	250 Explorer	86	SI	SI
	250 Pioner	86	SI	SI
	250 S1-S2			HF
TRL	329 MJ	86 -	RSI	

TORNAX

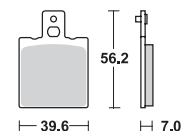
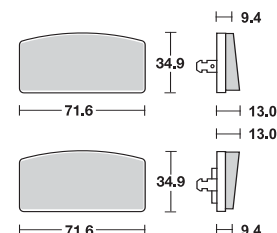
RX	80			HF
----	----	--	--	----

YAMAHA

SZR	660	96 -		HF
-----	-----	------	--	----

ZANELLA

	50 Racing Moped	92 -		HF
RZA	125	92 -		HF

HF LS SI RSI RQ SBS 519**HF SBS 520**

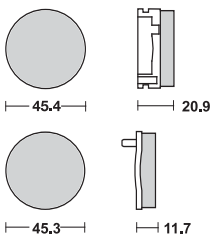
Dimensions in mm / Dimensions en mm

1" = 25.4 mm , 1 mm = 0.04"

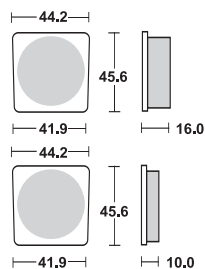
◆ Selection of compound - see page 138-139/Sélectionnement de composé de friction - voir page 138-139

**SBS 521 HF****HONDA**

CB	200 B, T	74 - 79	HF
----	----------	---------	----

**SBS 522 HF****KAWASAKI**

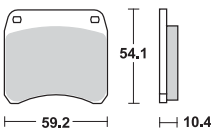
KH	90	78 -	HF
KH	100 EX, G	81 - 82	HF
KZ	400 B1, B2	78 - 79	HF
Z	400 B1, B2	78 - 79	HF

**SBS 523 HF DC****A.P. RACING CALIPERS**

CP-2696-36E0/38E0	◆
CP-3696-2E0	◆
CP-3697-2E0	◆
CP-4638-2E0	◆

TRIUMPH

T140	750 D,E,FV Bonneville	76 - 81	HF	HF
T140	750 ES Bonneville	81 - 83	HF	HF
TR65	750 Thunderbird	81 -	HF	
TR7T	750 Tiger Trail	81 - 83	HF	
TR7V	750 Tiger	73 - 81	HF	HF
TSS	750	83	HF	HF
TSS	750 Electro Eight Valve	84 -	HF	
TSX	750	83	HF	HF

**DUCATI**

750 Sport	74 - 76	HF
-----------	---------	----

ISR CALIPERS

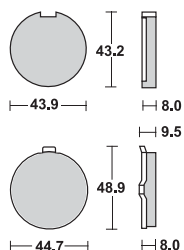
2 Piston (22-030/033)	◆
-----------------------	---

TRIUMPH

750 Trident T160V	75 - 77	HF	HF
-------------------	---------	----	----

SBS 524 HF**HYOSUNG**

125 Cruise II	99 -	HF
125 Cruise II Classic	99 -	HF
125 Cruiser	92 -	HF
GA 125	98 -	HF
GA 125 F	00 -	HF
GF 125	98 -	HF
GS 125	99 -	HF
TN 125	92 -	HF

**KREIDLER**

Florett	81 - 82	HF
---------	---------	----

SUZUKI

GP	125 all models	77 - 84	HF
----	----------------	---------	----

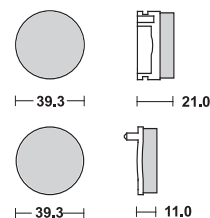
Dimensions in mm / Dimensions en mm

1" = 25.4 mm , 1 mm = 0.04"

◆ Selection of compound - see page 138-139/Sélectionnement de composé de friction - voir page 138-139

**HONDA**

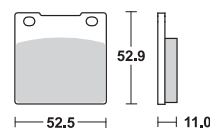
CB	50 J, K1	75- 79	HF
SS	50 ZB2	75- 80	HF
CB	90	79-	HF
CG	110	77- 79	HF
CB	125 J	79-	HF
CB	125 S	76- 78	HF
MT	125 R	- 77	HF
FL	250 Odyssey	77- 84	HF

**HF****SBS 525****HONDA**

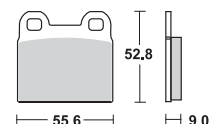
CB	250 N	78-	HF
CB	250 NA, NB, T, TZ	77-	HF
CB	250 RS	80- 84	HF
CM	250 TB	81-	HF
CB	400 A	77- 81	HF
CB	400 N, T, Hawk	78-	HF
CB	400 T1, T2	77- 78	HF
CM	400 A, T, TZ	79-	HF
CM	400 T	79- 81	HF
CB	650	79- 81	HF
CB	650 C	80-	HF
CB	650 Z	78- 81	HF
CB	750 C	80- 81	HF

HONDA

CB	750 K, L	79-	HF
CB	750 PZ	81-	HF

HF**SBS 526****BMW**

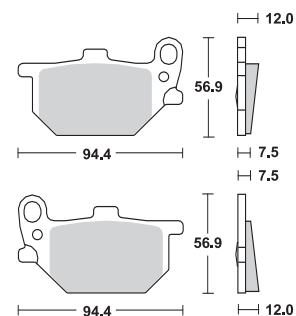
R45	450	78- 80	HF
R45	450	80-	HF
R65	650	78- 80	HF

HF**SBS 527****YAMAHA**

GX	250 Right	80-	HF
RD	250 DX Right	80-	HF
RD	250 E, F	78- 79	HF HF
XS	250 SE, SF	80- 81	HF
RD	400	79-	HF
RD	400 E, F, G	78- 79	HF HF
XS	400 SE Left/Rear	80- 81	HF
XS	400 SG, SH, SF	80-	HF
XJ	650 G, H, SH Right	80- 83	HF
XS	750 SE Right	79- 80	HF
XV	750 MK	83-	HF
XS	850 Right	81-	HF
XJ	1100	81-	HF
XS	1100 LH Midnight	81	HF

YAMAHA

XS	1100 SF, SG, SH,		
	LG Right	79- 81	HF

HF**SBS 528**

Dimensions in mm / Dimensions en mm
 1" = 25.4 mm , 1 mm = 0.04"

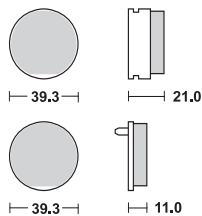
◆ Selection of compound - see page 138-139/Sélectionnement de composé de friction - voir page 138-139



SBS 529 HF

HONDA

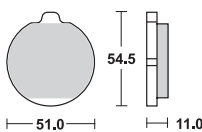
CB	100 N	79 - 80	HF
CB	125 T	85 -	HF
CB	125 T, T1, T2, TZ	77 -	HF



SBS 530 HF

KAWASAKI

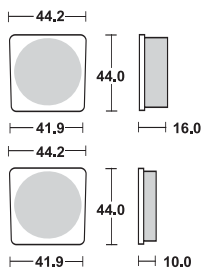
Z	1300	79 - 81	HF
Z	1300 DF1	84 -	HF



SBS 531 HF

YAMAHA

FS1	50 DX	79 - 81	HF
RD	50 M	79 - 80	HF
RD	100	80 -	HF
RS	100 DX	80 - 82	HF
RD	125 DX	78 - 81	HF
RS	125 DX	80 - 86	HF
RD	200 DX	78 - 81	HF



SBS 532 HF

ATK

ATK	560	86	HF
-----	-----	----	----

BENELLI

	254	83	HF
--	-----	----	----

BETA

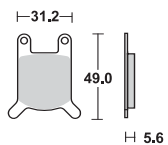
MG		83 -	HF
	50 Squirrel	83 -	HF

CASAL

RZ	50		HF
----	----	--	----

CIMATTI

	Gringo		HF
--	--------	--	----



FANTIC

	Super SIX	83 -	HF
--	-----------	------	----

GARELLI

	40 S, Sport		HF
	80 Sport	83 -	HF

HERCULES

KX-5		87 -	HF
	50 Ultra	79 - 83	HF
RS	50	79 - 83	HF
	80 Ultra AC	81	HF
	80 Ultra AC Ch.	81 - 83	HF
	80 Ultra Chopper	81 - 83	HF
RX-9	80	82 - 83	HF

Dimensions in mm / Dimensions en mm

1" = 25.4 mm , 1 mm = 0.04"

◆ Selection of compound - see page 138-139/Sélectionnement de composé de friction - voir page 138-139



HERCULES

RX-9	80 Aircooled	82 - 83	HF
------	--------------	---------	----

HOREX

	80 Rebell N		HF
--	-------------	--	----

MALAGUTI

	Chopper 25, 40,		
	80, Fifty	83 -	HF
	Chopper HF,		
	Watercooled	83 -	HF
RCW	Ronco	83 -	HF
V4	Olympique	83 -	HF
XL	50 Sport	83 -	HF
	125 Runner	86	HF

MALANCA

	Enduro Mark ST 54,		
	GT55		HF

MOTRON

RZ1	Compact	92	HF
GL4	50 ID Flash	92	HF
GTD	50 Italian Max, 2	92	HF

OSSA

	350 TU-YO		HF
--	-----------	--	----

SUZUKI

GN	250	86 - 97	HF
GNX	250 E	82 -	HF
GS	250 T, L	80 - 82	HF
GSX	250	80 - 81	HF
GSX	250	81 - 82	HF
GN	400 T, TZ, X, XX, TT	80 -	HF
GSX	400	81 - 83	HF
GSX	400 F	81 -	HF
GSX	400 S, L	80 -	HF
GS	450 E, S, L	80 - 83	HF
GS	700 EF, ESF	85	HF
GV	700 GLG Madura	86	HF
GSX	750 E	82 - 83	HF
GSX	750 EF	80 - 86	HF
GSX	750 ES	83 - 85	HF

SUZUKI

GSX	250 E	85 -	HF
GSX	250 S	86 -	HF
GSX	400 E, S	85 -	HF
GSX	400 FWS	86 -	HF
GS	450 L	85 -	HF
GS	500 E (Austria)	81 - 82	HF
GS	500 M	81 -	HF
GS	550 E, L, T	80 - 84	HF
GS	550 EM	81 - 84	HF
GR	650	83 -	HF
GR	650 X	83 -	HF
GS	650	81 - 83	HF
GS	650 G	83 -	HF
GS	650 Turbo, XN	83 -	HF
GSX	650 GT	86	HF
GS	750 SD	83 -	HF
GSX	750 ES, EF, STS	86 - 88	HF
GSX	750 S, Katana	85 -	HF



PUCH

	all models	86 -	HF
	50 Cobra 6 GT, GTL	80 -	HF
	50 Monza 4 SL, GSL	80 -	HF

REAL

	80 Nevada Sport		HF
--	-----------------	--	----

RIXE

RS	80 W	82 -	HF
----	------	------	----

SACHS

SA	80 Lotus		HF
----	----------	--	----

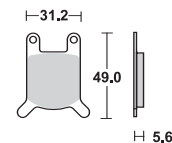
ZUNDAPP

KS	50 Supersport	- 79	HF
KS	50 TT Watercooled	80 - 81	HF
KS	80	80	HF
KS	80 Touring	81 -	HF

ZWEIRAD ROTH

	50 Rebell Sport		HF
	80 Rebell Sport		HF

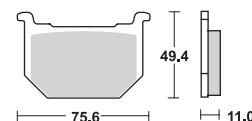
HF SBS 532



SUZUKI

GSX	750 L	80 - 82	HF
GSX	750 S	82 -	HF
GS	850 E, L	80 - 82	HF
GS	850 G	83 - 84	HF
GS	850 G	85 -	HF
GS	850 G, GT, GX, GLX	80 -	HF
GS	850 GL, GLT	81 -	HF
GSX	850 G	83 -	HF
GS	1000 GT, GLT, GLX, GX	80 - 81	HF
GS	1100 GD, GLD	82 - 83	HF
GS	1100 GZ, GLZ, GKZ	82 - 83	HF
GV	1200 GLG Madura	86	HF

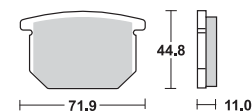
HF SBS 533



SUZUKI

XN	850	83 -	HF
G	1000 SZ	82 -	HF
GS	1000 ET	81	HF
GS	1000 EX	81 -	HF
GSX	1000 S, Katana	82 - 84	HF
GS	1100 ED, ESD, GD	83 -	HF
GS	1100 EX, LX, TX, X	81	HF
GS	1100 G	86 -	HF
GS	1100 GKD, SD, GLD	83 -	HF
GS	1100 L	79	HF
GSX	1100 E	82 -	HF
GSX	1100 E, ESD	86	HF
GSX	1100 E, L	79 -	HF
GSX	1100 S	82 - 83	HF
GT	1100 ET, T, LT, ST	80	HF
GV	1400 Cavalcade	85 -	HF

HF SBS 534



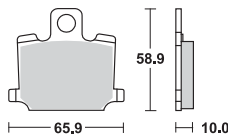
Dimensions in mm / Dimensions en mm

1" = 25.4 mm , 1 mm = 0.04"

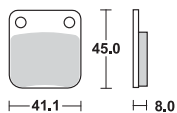
◆ Selection of compound - see page 138-139/Sélectionnement de composé de friction - voir page 138-139


SBS 535 HF
YAMAHA

RD	250 LC	80	HF
RD	350 LC	80	HF
XJ	400	80- 81	HF


SBS 536 HF SI RSI
DAELIM

	100 Altino	99-	HF
NF	125	03-	HF
VS	125 , Evolution	95-	HF


HONDA

MBX	80 FWD	83- 86	HF
CB	125 RS	83-	HF
CG	125	04-	HF
CG	150	04-	HF
ATC	250 R	81	SI

HUSQVARNA

	all models CR,TC, TE,WR	92- 94	SI
--	----------------------------	--------	----

HYOSUNG

TE	400	05- 06	SI
TE	450	07-	SI

KAWASAKI

BN	125 Eliminator A1-A2	98- 99	HF
KVF	360 Prairie 2x4, 4x4	03-	SI
KVF	400 A1, A2, B1 Prairie	97- 98	SI
KVF	400 C1, C2 Prairie 4x4	99-	SI
KVF	400 D1, D2 Prairie 2x4	99-	SI

PGO

	50 Bugrider	06-	HF
BR	150 Bugxter	05-	HF

SUZUKI

DR	125	86- 90	HF
DR	125	91- 95	HF
DR	125	96- 02	HF
GX	125 R	88-	HF
RH	125 X	87	HF
SP	125 G,H,J	86- 88	HF
SX	125 R	85-	HF
TS	125 X	85- 89	HF
DR	200 G,H,J	86- 88	HF
DR	200 SE	96-	HF
DR	200 T	96	HF
SP	200 G,H,J	86- 88	HF
SX	200 R	85-	HF
RH	240 X	87-	HF
TS	240 X	85-	HF
DR	250 F	85	HF
DR	250 S	86- 89	HF
LT-F	250 Ozark	03-	SI
LT-Z	250 Quad Sport	04-	SI

SUZUKI

RH	250	85-	HF
SP	250 F	85	HF
TS	250 X	85- 89	HF
LT-A	400 Eiger 2WD/4WD	02- 07	SI
LT-F	400 Eiger 2WD/4WD	02-	SI
LT-A	500 F Vinson	02-	SI

YAMAHA

SX	125 R	88-	HF
SX	200 R	88-	HF
YFS	200 R Blaster	03-	SI
YFM	250 AN Bruin 2x4	05-	SI
YFM	250 Bear Tracker	01-	SI
YFM	300 Warrior	89	SI
YFM	350 Bruin 2x4, 4x4	04-	SI
YFM	350 FWB L, LC Big Bear	99	SI
YFM	350 FXG-FXM Wolverine	95-	SI
YFM	350 XG,XH Warrior	95- 96	SI
YFM	350 XW, XA-M Warrior	89-	SI
YFZ	350 A-M Banshee	90- 06	SI
YFM	400 FAM Kodiak	00-	SI
YFM	400 FWN Big Bear 4WD	00-	SI
YFM	400 FWNH Big Bear-Buckmaster 4WD	00-	SI
YFM	400 N Big Bear 2WD	00-	SI
YFM	450 FA_ Kodiak	03-	SI
YFM	450 Wolverine	06-	SI

**HARLEY DAVIDSON**

XLH	883	70 - 83	HF
XL	1000	78	HF
XLCH	1000	78 - 80	HF
XLH	1000 Sportster	79 - 82	HF
XLH	1000 Sportster	83 - 85	HF
XLS	1000 Anniversary	82	HF
XLS	1000 Roadster	79 - 82	HF
XLS	1000 Sportster	83	HF
XLX	1000 61	83	HF
XLX	1000 61	84	HF
XR	1000	85	HF
FX	1200	74 - 80	HF
FXE	1200	74 - 80	HF
FXS	1200	78 - 79	HF
FLTH	1340 Tour Glide	84	HF
FXB	1340 80	80 - 81	HF
FXB	1340 Sturgis	82	HF

SUZUKI

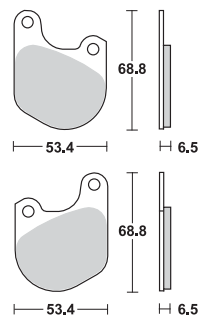
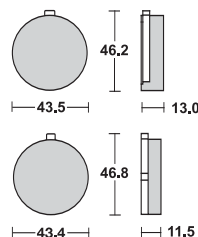
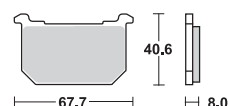
GP	100 C	78 - 81	HF
GP	125 C (Norway)	78	HF

KAWASAKI

GPZ	400	83 - 84	HF
Z	400 J	80 -	HF
Z	400 T (Belt Drive)	83 -	HF
Z	440 H	82 - 83	HF
Z	500	81 - 83	HF
Z	550 C1, C2, B, LTD	80 -	HF
Z	550 E, LTD	81 -	HF
Z	550 GP	81 -	HF
Z	550 LTD	81 -	HF
Z	650 D4	81 -	HF
Z	650 F	81 -	HF
Z	700 A1, A1L	83 -	HF
GPZ	750	82	HF
Z	750 A1, A1L	84 -	HF
Z	750 E	80 - 81	HF
Z	750 GT	82 -	HF
Z	750 H1, H2, LTD	80 - 81	HF
Z	750 L	80 - 83	HF
Z	750 LTD Belt Drive	83 -	HF
Z	750 LTD Twin	82	HF
Z	750 Sp.	83 -	HF
Z	750 Y1, N, LTD	82 -	HF
KZ	1000 P6-P20	87 - 01	HF
Z	1000 F1	80 -	HF
Z	1000 J	79 - 80	HF
Z	1000 J	81 - 83	HF
Z	1000 K, M, CSR	81 -	HF
Z	1000 LTD	81 -	HF

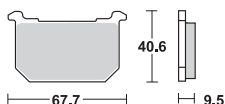
**HARLEY DAVIDSON**

FXE	1340	82	HF
FXE	1340 80	78 - 81	HF
FXE	1340 Super Glide	83 - 84	HF
FXEF	1340 80 Fat Bob	79 - 81	HF
FXR	1340	78 - 81	HF
FXR	1340 Super Glide	82 - 83	HF
FXRS	1340 Low Glide	82 - 84	HF
FXRS	1340 Super Glide II	82 - 83	HF
FXRT	1340 Super Glide II	83	HF
FXS	1340 80	79 - 81	HF
FXS	1340 Low Rider	82	HF
FXSB	1340 Low Rider	83	HF
FXWG	1340 80	80 - 81	HF
FXWG	1340 Wide Glide	82	HF
FXWG	1340 Wide Glide	83	HF
FXWG	1340 Wide Glide	84	HF

HF**SBS 537****HF****SBS 538****HF****SBS 539**



SBS 540 HF



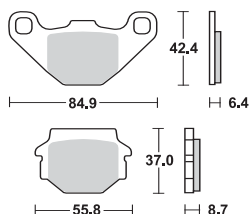
KAWASAKI

Z	250 J, A3	81 -	HF
KZ	305 A1,2, B1	81 - 82	HF
KZ	305 B2, B3	87 - 88	HF
Z	305 A1, A2, B1 - B8	81 -	HF
Z	305 B1 (CSR)	87 -	HF
GPZ	400	83 - 84	HF
KZ	440 A4, D5, G1	83	HF
Z	440 A4, A5, D5, LTD	83 - 84	HF
Z	440 C, Twin	81 -	HF
Z	440 H	82 - 83	HF
Z	500	81 - 83	HF
KZ	550 A2-A4, C1-C4	80 - 83	HF
KZ	550 D1, H1, H2	81 - 83	HF
KZ	550 F1, F2, M1	83 - 84	HF
Z	550 A2, A3, C3	81 - 83	HF
Z	550 C3, LTD	82 - 84	HF
Z	550 E, LTD	81 -	HF
Z	550 F1, F2, F2L	83 - 84	HF
Z	550 GP	81 -	HF
Z	550 GT, LTD	82 -	HF
Z	550 M1, LTD	83 -	HF
Z	650 H1,H2, H3, CSR	81 - 82	HF
Z	700 A1, A1L	83 -	HF
GPZ	750	82	HF
Z	750 A1, A1L	84 -	HF

KAWASAKI

Z	750 E	80 - 81	HF
Z	750 GT	82 -	HF
Z	750 H1, H2, LTD	80 - 81	HF
Z	750 L	80 - 83	HF
Z	750 L	84 -	HF
Z	750 L3	83 -	HF
Z	750 LTD Belt Drive	83 -	HF
Z	750 LTD Twin	82	HF
Z	750 M1	82 -	HF
Z	750 R1	82 -	HF
Z	750 Sp.	83 -	HF
Z	750 Y1, N, LTD	82 -	HF
KZ	1000 P6-P20	87 - 01	HF
Z	1000 J	79 - 80	HF
Z	1000 J	81 - 83	HF
Z	1000 K, M, CSR	81 -	HF
Z	1000 LTD	81 -	HF
Z	1000 P1, P2, Police	82 - 84	HF
Z	1000 RE1, R2	82 -	HF
GPZ	1100	81 -	HF
Z	1100 B2, GP	82 -	HF
Z	1100 D1, D2, Spectre	82 - 83	HF
Z	1100 GP	81 -	HF
Z	1100 L1, LTD	83 -	HF
Z	1300 A1-A5, Sports	79 - 83	HF

SBS 541 HF



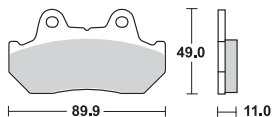
HERCULES

GP	Supra	80 -	HF
----	-------	------	----

MALAGUTI

MEX	50	86 -	HF
MFX	50	86 -	HF
MGX	425 Ronco	87 -	HF

SBS 542 HF HS LS RQ



HONDA

CB	125 TDC	83 - 89	HF
CBX	250 RSE	84 -	HF
GB	250 Clubman	88 -	HF
NS	250 R	85	HF
NSR	250 R	87 -	HF
	400 Xelvis		HF
CB	400	81 -	HF
CB	400 Four	81 -	HF
CB	400 Hawk	81 -	HF
CB	400 N	82 -	HF
CB	400 Twin	82 -	HF
CBR	400 F, Fil	85	HF
CBR	400 R	87	HF
CM	400 T	82 -	HF
GB	400 T.T.	88 -	HF
NS	400 R	85 - 87	LS
NV	400 Custom	88	HF
CB	450 T	82 -	HF
CM	450 A, C	82 -	HF
CMX	450 Rebel	86 - 88	HF
CBR	500 F (Austria)	87 - 90	LS
CX	500 C	81 - 82	HF

HONDA

CX	500 Silver W., Turbo	83 -	HF
CX	500 Turbo	82 - 83	HF
FT	500	82 -	HF
GB	500 T.T.	88 -	HF
GL	500	82	HF
GL	500 D	81 - 82	HF
NS	500 R	85 -	HS
VF	500 F, Fil	84 - 86	HF
VT	500 C Shadow	83 - 86	HF
XBR	500 S	85 - 89	HF
CB	550 SC	83 -	HF
CBR	600 F Hurricane	87 - 90	LS
CBX	600 E	85 -	HF
XL	600 LM, RM	85 -	HF
XL	600 V, Transalp	87 - 90	HS
CB	650	85 -	HF
CB	650 SC Nighthawk	83 - 85	HF
CBX	650 ED, SC, SCD	83 -	HF
CX	650 C	83 -	HF
CX	650 E	83 -	HF
CX	650 Turbo	83 -	HF
GL	650 D	83 - 84	HF

Dimensions in mm / Dimensions en mm

1" = 25.4 mm , 1 mm = 0.04"

◆ Selection of compound - see page 138-139/Sélectionnement de composé de friction - voir page 138-139



HONDA			
CB 700 SC	84- 86	HF	
VF 700 C Magna	84	HF	
VF 700 C Magna	87	HF	
VF 700 F Interceptor	84- 85	HF	HF
VF 700 S	84- 85	HF	
VFR 700 F, F2	86- 87		LS
VT 700 C, Shadow	87	HF	
CB 750 C	82-	HF	
CB 750 C, F, FI, K	85-	HF	
CB 750 F	81- 82	HF	HF
CB 750 K	81-	HF	HF
CB 750 KZ	82-	HF	
CBR 750 Hurricane	87-		LS
CBX 750	84-	HF	HF
CBX 750 F	84-	HF	HF
NV 750 CG Shadow	86-	HF	
VF 750 C	82-	HF	
VF 750 C, Magna	88- 93	HF	
VF 750 F	83- 84	HF	HF
VF 750 S	85	HF	
VF 750 Sport	82- 83	HF	
VFR 750 F	86- 87		LS
VP 750 CH, Custom	87-	HF	
VT 750 C, Shadow	86-	HF	
XLV 750 R	83- 85	HF	
VT 800 C	88-	HF	
CB 900 C	82-	HF	HF
CB 900 F, F2	81- 84		HF
CB 1000 C	83-	HF	HF

HARLEY DAVIDSON

XL 1000	78		HF
XLCH 1000	78- 80		HF
XLH 1000 Sportster	79- 82		HF
XLS 1000 Roadster	79- 82		HF
FLH 1340 Classic	82- 83	HF	
FLH 1340 Electra Glide	82- 83	HF	
FLH 1340 Heritage	81	HF	
FLT 1340 80	80- 81	HF	
FLT 1340 80 Classic	81	HF	
FLT 1340 Classic	82- 83	HF	
FLT 1340 Tour Glide	82	HF	

ADLY

150 ATV	05-	SI	SI
150 Interceptor	05-	SI	SI
300 ATV	05-	SI	SI

AEON

100 Revo 2	04-		SI
125 Pulsar	06-	HF	

APRILIA

RX 125 Enduro	08-		HF
RX 125 Supermotard	08-		HF

BOMBARDIER

200 Rally 2x4	03- 04	SI	
200 Rally 2x4	05- 06	SI	

CAN-AM

DS 90 X	08-	SI	SI
---------	-----	----	----

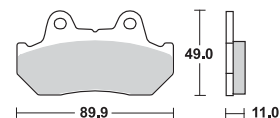


HONDA			
CBR 1000 F	87- 88		LS
CBX 1000	81- 82		HF
VF 1000 F, FI	84- 86	HF	HF
VF 1000 FI Bol d'Or	85	HF	HF
VF 1000 R	84- 86	HF	HF
VF 1000 R	86-	HF	HF
VT 1000 C	88-	HF	
CB 1100 F	83-	HF	HF
CB 1100 R	81- 83	HF	HF
CB 1100 RD	83-	HF	HF
GL 1100 -1, DLX Gold Wing	81-	HF	HF
GL 1100 Gold Wing	82-	HF	HF
VF 1100 C	83- 86		HF
VF 1100 S	84- 85		HF
VT 1100 C Shadow	87- 93	HF	
GL 1200 A, I Gold Wing	84- 86	HF	HF
GL 1200 DX Gold Wing	86-	HF	HF
GL 1200 Gold Wing	84- 86	HF	HF
GL 1500 A, SE, I Gold Wing	94-		LS
GL 1500 Gold Wing,			
Gold Wing SE	88-		LS
GLX 1500	88-		HF

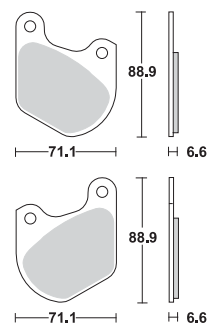
SYM

110 Bullet	93		HF
125 Aero Wolf			HF

HF HS LS RQ SBS 542



HF SBS 543

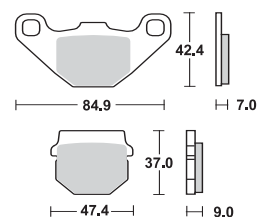


HF SI RSI ATS CS SBS 544

CPI			
XS 250 Quad	06-		SI

DAELIM			
ST 250 Sector Quad	05- 06		SI

DERBI			
DXR 200 Quad (Front disc)	04-		SI
DXR 250 Quad (Front disc)	04-		SI



E-TON

VXL 250 Vector, ST Vector	06-		SI
VTX 300 Vortex, ST Vortex	07-		SI
VXL 300 Vector, ST Vector	07-		SI

FACTORY

50 Helix	04-		SI
50 Rex	04-		SI
100 Helix	04-		SI

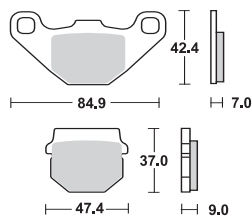
Dimensions in mm / Dimensions en mm

1" = 25.4 mm , 1 mm = 0.04"

◆ Selection of compound - see page 138-139/Sélectionnement de composé de friction - voir page 138-139



SBS 544 HF SI RSI ATS CS



FACTORY

100 Rex	04 -	SI
---------	------	----

FANTIC

125 Caballero Motard		
Aircooled	10 -	HF
125 Regolarma Casa	08 -	HF
125 Supersei Motard	08 -	HF

KAWASAKI

AR 50	81 - 82	HF
KMX 50	88 -	HF
KSR 50 I (50)	90 - 91	HF HF
AR 80	81 -	HF
KD 80 N1-N3	88 - 90	HF
KSR 80 II (80)	90 - 91	HF HF
KX 80 E, G, H, J	84 - 87	SI
KX 80 L,N,R-R6	88 - 96	RSI
KX 100	88 - 92	RSI
KX 100 B5-B6	95 - 96	RSI
KDX 125 A, B	90 - 94	SI
KMX 125	86	HF
KX 125 B1	82	SI
ZL 125 Eliminator	97 -	HF
KMX 200 A2, A3, A4	88 - 90	HF
KX 250 B1	82	SI
KXT 250 A1 Tecate	84	HF

PGO

50 X-Rider	03 -	SI
125 X-Rider	03 -	SI
150 X-Rider	03 -	SI

POLARIS

200 Phoenix	05 -	ATS
200 Sawtooth	06 -	ATS ATS

RIEJU

RS2 125 NKD	06 -	HF
RS2 125 Pro	08 -	HF

ROXON

150 Quad Sport Spirit	06 -	SI
-----------------------	------	----

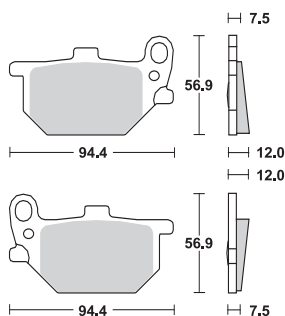
SUZUKI

CC 50 Tune	92 -	HF
LIDO 75 Style		HF
RM 80	96 - 01	RSI
RM 80 L,M,N,P,R,S	90 - 95	SI
ZZ 80 Sepia	90 -	HF
RM 85 , L	02 - 04	RSI

TM

80 Junior	96 - 00	RSI
-----------	---------	-----

SBS 545 HF



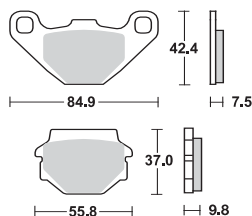
YAMAHA

GX 250 Left	80 -	HF
RD 250 DX Left/Rear	80 -	HF
XS 400 SE Right	80 - 81	HF
XJ 650 G, H, SH Left/Rear	80 - 83	HF
XS 650 G, H, J, K	80 - 82	HF
XS 750 H, J, K	81 - 82	HF
XS 750 SE Left/Rear	79 - 80	HF
XV 750 SE	81 -	HF
XS 850 Left/Rear	81 -	HF
XV 920 K, MK, Virago	83 -	HF

YAMAHA

XS 1100 SF, SG, SH,		
LG Left/Rear	79 - 81	HF

SBS 546 HF HS SI RSI



BATAVUS

Grand Prix	80 -	HF
------------	------	----

BOMBARDIER

200 Rally 2x4	05 - 06	SI
---------------	---------	----

KAWASAKI

KH 100 EX	88 -	HF
KH 100 GH	83 -	HF
AR 125 A1, A1A, A7, LC	82 - 94	HF
KE 125	86 -	HF
KH 125	82 - 98	HF
KX 125 B2, C1, D1	83 - 85	SI
KX 125 E1	86	RSI
KDX 200 C	86 - 88	SI
KDX 200 SR, E1-E4	89 - 92	SI
Z 200 A6	83 -	HF
250 Estrella	92 -	HF
GPZ 250 Belt Drive	83 - 84	HF
KL 250 D2-D14 (KLR 250)	85 - 97	HF
KR 250	85	HF
KX 250 C1,C2,D1	83 - 85	SI
KX 250 D2	86	RSI

KAWASAKI

KXT 250 A2, B1 Tecate	85 - 86	SI
Z 250 T, Scorpion	89 -	HF
KLF 300 B1-B13 Bayou	88 -	SI
GPZ 305	81 - 96	HF
KLR 350	85 -	HF
FX 400 R	86 - 88	HF
GPZ 400	85 - 87	HF
LX 400 Eliminator, SE	90	HF
Z 400 F	84 -	HF
ZR 400 F, A1	83 - 84	HF
ZX 400	85	HF
GPZ 500	95 - 96	HF
GPZ 500 S	88	HF
GPZ 500 S	89 - 92	HS
KX 500 A1,2,B1	83 - 85	SI
KX 500 B2	86	RSI
ZR 500 A1 (Z 500 F)	83 -	HF
KX 550 A	83 -	SI
Z 550 F	83 -	HF
Z 550 GT	83 -	HF
ZR 550 A1, GP	83 - 84	HF
KL 600 A1,B1,B2	84 - 86	HF



KAWASAKI			
KLR	600	84 - 86	HF
KLR	600 E	85 - 94	HF

KTM			
MX	125 - 600 ccm.	91	SI
GS	125	89 - 90	SI
MX	125	89 - 90	SI
GS	250	89 - 90	SI
MX	250	89 - 90	SI
MX	300	90	SI
LC4	350	92 -	SI
MX	500	89 - 91	SI

LAVERDA			
	700 El Cid	90	HF

POLARIS			
	200 Phoenix	05 -	SI

YAMAHA			
RD	50 MX	81 - 87	HF
RX	50 K	83 -	HF
RD	80 MX	81 -	HF
RX	80 SE	82 -	HF
RD	250 LC	81 - 82	HF
RD	350 LC	81 - 82	HF
XJ	400 Maxim, Seca	81 -	HF
XJ	500 (Austria)	81 - 83	HF
XJ	550 H, J, K Maxim	81 - 83	HF
XJ	550 RH, RJ, RK Seca	81 - 83	HF
XZ	550	82	HF

HM			
CRE	50	98 -	HF
CRE	50 Baja	97 -	HF

HONDA			
MB	80	80 -	HF
MCX	80	82 -	HF

KAWASAKI			
KMX	80	87 -	HF
KMX	125	87 - 02	HF

HARLEY DAVIDSON			
XLH	883 portster	85 - 86	HF
XLH	1000 Sportster	83 - 85	HF
XLS	1000 Anniversary	82	HF
XLS	1000 Sportster	83	HF
XLX	1000 61	83	HF
XLX	1000 61	84	HF
XR	1000	85	HF
XLH	1100 Sportster	85 - 86	HF
XLX	1100	86	HF
FLHT	1340 Electra Glide	85 - 86	HF
FLHTC	1340 Electra Glide Classic	85 - 86	HF
FLST	1340 Heritage Softail	86 - 87	HF
FLTC	1340 Tour Glide Classic	85 - 86	HF
FXE	1340	85 - 86	HF



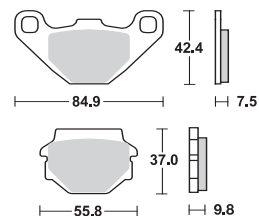
SUZUKI			
	50 Wolf	89 -	HF
RB	50 H	87	HF
GT	80 L /C	81 -	HF
RG	80 Gamma	- 87	HF
TRS	118	82 - 83	HF
GN	125 E M-T	91 - 04	HF
GS	125 ESZ	82 -	HF
GT	125 T, ET	80 -	HF
TR	125	83 -	HF
TU	125 XT	99 -	HF
X4	125 , X3E		HF
ET	240	86 -	HF
NZ	250 S	86 -	HF
GSX	400 EFX	82	HF
GSX	400 FD	83	HF
GSX	400 FX, FZ	81 - 82	HF
GSX	400 S, Katana	83 -	HF
GS	450 S	86	HF

YAMAHA			
XJ	650 Seca	81 - 83	HF
	750 Maxim	81	HF
XJ	750 RH, RJ, RK Seca	81 - 83	HF
XV	920 J	82 -	HF
XV	920 Virago	81 -	HF
XV	1000 SE	83 -	HF
	1100 SE, Maxim	81	HF
XJ	1100	81 -	HF
XS	1100 LH Midnight	81	HF

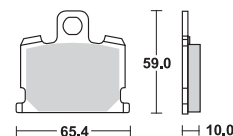
SUZUKI			
RM	80 G,H,J,K	86 - 89	HF
RM	80 L,M,N,P,R,S	90 - 95	HF

HARLEY DAVIDSON			
FXR	1340 Super Glide	82 - 83	HF
FXR	1340 Super Glide	85 - 86	HF
FXRD	1340 Sport Glide GTE	85 - 86	HF
FXRS	1340 Low Glide	82 - 84	HF
FXRS	1340 Low Rider	85 - 86	HF
FXRS	1340 Super Glide II	82 - 83	HF
FXRT	1340 Sport Glide	85 - 86	HF
FXRT	1340 Super Glide II	83	HF
FXSB	1340 Low Rider	83	HF
FXST	1340 Softail	84 - 86	HF
FXSTC	1340 Softail Custom	85 - 86	HF
FXWG	1340 Wide Glide	83	HF
FXWG	1340 Wide Glide	84	HF
FXWG	1340 Wide Glide	85 - 86	HF

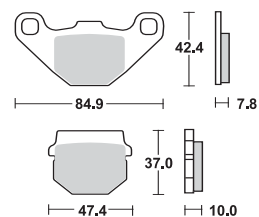
HF HS SI RSI SBS 546



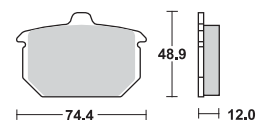
HF SBS 547



HF SBS 548



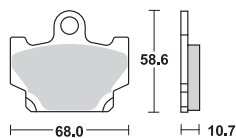
HF SBS 549



Dimensions in mm / Dimensions en mm

1" = 25.4 mm , 1 mm = 0.04"

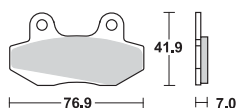
◆ Selection of compound - see page 138-139/Sélectionnement de composé de friction - voir page 138-139


SBS 550 HF

YAMAHA

DT	80 LC	81 - 84	HF
RD	80 LC	81 -	HF
RX	100	84 -	HF
RX	115 S	82 -	HF
RD	125 LC	82 - 84	HF
SR	125	92 - 96	HF
XV	240 Virago	92 -	HF
RD	250 LC	83 -	HF
XV	250 Route 66	88 - 90	HF
XV	250 Virago	88	HF
RD	350 LC YPVS	83 - 84	HF
RZ	350 L, N, NC	84 - 85	HF
XJ	400	82	HF HF
XS	400	85 -	HF
XS	400 DOHC	82 -	HF

YAMAHA

XS	400 RJ, RK, J, K	82 - 83	HF
XS	500 DOHC	82 -	HF
XT	500 (Austria)	83 -	HF
XV	500 K, Virago	83 -	HF
XV	500 SE	83 -	HF
XZ	550	83 - 84	HF
XZ	550 RJ, RK	82 - 83	HF
XZ	550 S	83 - 84	HF
XT	600	83 - 85	HF
XT	600	86 -	HF
XT	600 Tenere	83 - 84	HF
XJ	650	83	HF
XJ	650 Turbo	81 - 82	HF
XJ	750 Maxim	82	HF
XV	920 K, MK, Virago	83 -	HF

SBS 551 HF

FACTORY

YR	125	06 -	HF
----	-----	------	----

HONDA

MBX	80	83 - 86	HF
MBX	80 DX	82 -	HF
MBX	80 SW, SWD	83 -	HF
CBX	125 Custom	88	HF
FS	125 Sonic	03 -	HF
MBX	125 RWB	84 -	HF
CB	250 Rebel	86 -	HF
CMX	250 Rebel	85 -	HF

HYOSUNG

	125 Grand Prix Plus	02 -	HF
GT	125 Comet	02 - 03	HF
GV	125 Aguila	02 - 04	HF

HYOSUNG

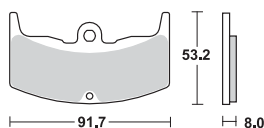
RT	125 Karion	02 - 06	HF
RX	125	00 -	HF
XRX	125 Offroad	99 - 06	HF
GV	250	02 -	HF
XRX	400	05 -	HF
	600 Comet	03	HF
GV	650 Aguila	04 - 05	HF

KYMCO

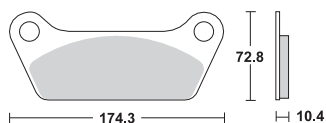
CK	125	04 -	HF
DX	150 Custom	93 -	HF
NSR	150	93 -	HF

SYM

	125 Wolf Classic	05 -	HF
MF	180	03 -	HF

SBS 552 HF

HONDA

VT	250 F	83 - 87	HF
VTR	250	88 - 89	HF
CBX	400 F, F2, F2C	82 -	HF
VF	400 F	85 -	HF
VF	400 FD	83 - 85	HF
VT	400 E	83 -	HF
VT	500 E	83 - 85	HF
VT	500 ED	82	HF
CBX	550 F, F2	82 -	HF
CBX	650 E	83 -	HF

SBS 553 HF

HARLEY DAVIDSON

FLH	1200	80	HF
FLH	1340 80	81	HF
FLH	1340 Classic	82 - 83	HF
FLH	1340 Electra Glide Spec.	84	HF
FLH	1340 Heritage	81	HF
FLT	1340	84 - 85	HF
FLT	1340 80	80 - 81	HF
FLT	1340 80 Classic	81	HF
FLT	1340 Classic	82 - 83	HF
FLT	1340 Tour Glide	82	HF
FLTH	1340 Tour Glide	84	HF



BENELLI			
900 Sei	81 -	HF	

BMW			
R65/1 650	86 -	HF	
R80 800 GS Mystic	91 -	HS	
R80 800 GS Paris Dakar	88 -	HS	
R80 800 RT	85	HF	
R100 1000 GS	87 -	HF	
R100 1000 GS Mystic	91 -	HS	
R100 1000 RT	91 -	HS	

MOTO-GUZZI			
1000	81 -	HF	HF

YAMAHA			
FJ 100 L, LC	84 -	HF	HF
TZR 125	89- 92	HF	
TZR 125	93		HF
TZR 125	94		HF
FZ 250 Phazer N, S	85- 86	HF	
RD 250 LC	83 -		HF
YD 250 S	90	HF	
RD 350 LC YPVS	83- 84		HF
RZ 350 L, N, NC	84- 85		HF
FZ 400 N	87 -	HF	
FZR 400	87 -	HF	
XJR 400 R	95 -		LS
XS 400 Z	83 -	HF	HF
FZR 500 (Austria)	89	HF	HF
FZR 500 R (Austria)	90- 91		LS
RD 500	83 -	HF	HF
RD 500 LC	84- 86	HF	
RD 500 LC	85	HF	
RZ 500	84- 86	HF	
FJ 600	84 -	HF	HF
FZ 600	86- 87	HF	HF
FZ 600 S, SC	86 -	HF	
FZR 600	89	HF	HF
FZR 600 R	90- 91		LS
FZR 600 R	92- 95		LS
XJ 600	83- 91	HF	HF
YX 600 Radian	87- 90	HF	
YZF 600 R Thunder Cat	96- 03		LS
FZ 700	87 -	HF	HF
FZX 700 Fazer	87 -	HF	HF
XJ 700	86 -	HF	
XJ 700 Maxim	85 -	HF	HF
XV 700 L, LC	84 -	HF	
XV 700 Virago	87 -	HF	
	750 Maxim	81	HF
FZ 750	85- 86	HF	HF
FZ 750 Genesis	86	HF	
FZ 750 Genesis	87- 88	HF	HF
FZ 750 Genesis	89- 92		LS
FZR 750 R	89- 90		LS
FZR 750 R Genesis	87- 88		HF
FZX 750 Fazer	86 -	HF	HF
TX 750 A	73- 76		HF
VF 750 Virago	88 -	HF	
XJ 750	83	HF	HF
XJ 750	84 -	HF	HF
XV 750	89- 92	HS	
YZF 750 R, SP	93- 97		LS
TDM 850	91- 95		LS
TDM 850	96- 01		LS



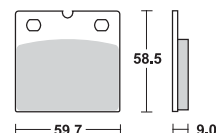
MOTO-GUZZI			
SP 1000 Le Mans Left/Rear	79 -		HF

TRIUMPH			
750 Bonneville	84 -	HF	

YAMAHA			
TRX 850	95 -		LS
TRX 850 (Italy)	95 -		LS
XJ 900	83- 84	HF	HF
XJ 900	85 -	HF	HF
XJ 900 F	85- 93	HF	HF
XJ 900 S, Diversion	94- 03		LS
XV 920 Virago	81 -		HF
FZR 1000	94- 95		LS
FZR 1000 EX UP	90- 91		LS
FZR 1000 EX UP	92- 93		LS
FZR 1000 Genesis	87- 89		HF
GTS 1000	93- 99		HF
XV 1000 L, C	84 -	HF	HF
XV 1000 Virago	86 -	HF	HF
YZF 1000 R Thunder Ace	96 -		LS
BT 1100 Bulldog	02 -		LS
FJ 1100	83- 85	HF	HF
XV 1100 Virago	86- 93	HF	
XV 1100 Virago	99		LS
XVS 1100 Drag Star	99 -		LS
XVS 1100 Drag Star Classic	00 -		LS
FJ 1200	86- 87	HF	HF
FJ 1200	88		HF
FJ 1200 ABS	91- 93		LS
V-MAX 1200	85- 89	HF	HF
V-MAX 1200	90- 92	HS	LS
V-MAX 1200 SPL,E,EC,F,FC,G, GC,H,HC,J,JC	93- 03		LS
XJR 1200	94- 98		LS
XJR 1200 (Italy)	95- 98		LS
XJR 1200 SP	97- 98		LS
XV 1200 DL, DC2	84 -	HF	HF
XV 1200 Venture Royale	85	HF	HF
XV 1200 Z12T	84 -	HF	HF
XVT 1200 T, Vent. Royale	84 -	HF	HF
XJR 1300	99- 01		LS
XJR 1300 SP	01		LS

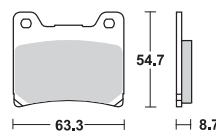
HF HS

SBS 554



HF HS LS RQ

SBS 555



Dimensions in mm / Dimensions en mm

1" = 25.4 mm , 1 mm = 0.04"

◆ Selection of compound - see page 138-139/Sélectionnement de composé de friction - voir page 138-139



SBS 556 HF LS RQ

HYOSUNG

GT	250 Comet	02	LS
	600 Comet	02	LS

KAWASAKI

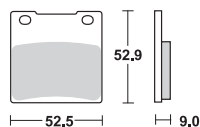
Z	250	78 - 80	HF
Z	250 J, A3	81 -	HF
ZX-4	400	90	LS
ZXR	400	89 - 90	HF
ZXR	400 L1-L5	91 - 02	LS
	600 R, Ninja	89 -	HF
ZX-7R	750 Ninja	89 - 95	LS
ZX-7R	750 Ninja P1,P2	96 - 02	LS
ZXR	750 R	89 - 92	LS
ZXR	750 R	93 - 95	LS
ZRX	1100	96 - 00	LS
ZX	1100 D1-D5 ZX-11	93 - 97	LS
ZZR	1100	94 - 01	LS
ZRX	1200	01 -	LS
ZRX	1200 R	01 -	LS
ZRX	1200 S	01 -	LS
ZX-12R	1200 Ninja	00 - 03	LS
ZX-12R	1200 Ninja (Rad.cal)	04 -	LS
ZZR	1200	02 -	LS

SUZUKI

RG	125 Wolf	92 - 94	HF
	250 Across	90 -	HF
	250 Bandit	90 - 96	LS
	250 Cobra	90 -	LS
	250 Wolf	90 -	LS
GF	250 S	88 -	HF
GSX	250 S, Katana	91 -	LS
GSX-R	250	88 - 89	HF
GSX-R	250 R	89 -	LS
RG	250	83 - 84	HF
RGV	250 Gamma	84 - 88	HF
RGV	250	88	LS
RGV	250 K	89 - 90	HF
TV	250 J	88	HF
	350 Goose	92 -	HF
GSF	400 Bandit	91 - 92	LS
GSF	400 Bandit	93 - 97	LS
GSX	400 F	89 -	HF
GSX	400 FWS	83	HF
GSX	400 Impulse	94 - 96	LS
GSX	400 S, Katana	92 -	LS
GSX	400 X	86 -	HF
GSX-R	400	87	HF
GSX-R	400	88 - 89	HF
GSX-R	400 F	85 - 86	HF
GSX-R	400 R	90 - 95	LS

SUZUKI

RF	400 RVC	93 - 97	LS
GS	500	04 -	HF
GS	500 E	89 - 95	LS
GS	500 E	96 - 03	LS
GS	500 F	04 -	HF
G SX	500 E	83 -	HF
RG	500	85 - 87	HF
RG	500 Gamma	85 -	HF
GS	550 ED, ESD, LD	83 -	HF
G SX	550 ED	83 - 84	HF
G SX	550 ES, EF	84 - 87	HF
G SF	600 Bandit / S Bandit		
	Right/Rear	00 - 04	LS
G SF	600 N, S Bandit	95 - 99	LS
G SX	600 FJ-FK Katana	88 - 89	HF
G SX	600 FL-FV Katana	90 - 97	LS
G SX	600 FW Left/Rear	98 -	LS
G SX-R	600	97 - 00	LS
G SX-R	600	01 - 03	LS
RF	600 R	93 - 96	LS
SV	650 ,S Left/Rear	99 - 02	LS
GS	750 Katana	85 -	HF
GS	750 RF	85 -	HF
G SX	750 ES	84 - 85	HF
G SX	750 FK-FT Katana	89 - 96	LS
G SX	750 FW Left/Rear	98 - 02	LS
G SX	750 Left/Rear	98 - 02	LS
G SX-R	750	85 - 87	HF
G SX-R	750	88	LS
G SX-R	750	94 - 95	LS
G SX-R	750	94 - 99	LS
G SX-R	750 F	89 - 91	LS
G SX-R	750 W	92 - 93	LS
G SX-R	750 Y	00 - 03	LS
TL	1000 RW	98 - 02	LS
TL	1000 S V-Twin	97 -	LS
G SX	1100 EF	86 -	HF
G SX	1100 F	93 -	LS
G SX	1100 G Left/Rear	96 -	LS
G SX	1100 Katana	93 -	LS
G SX-R	1100 G, H, J	86 - 88	HF
G SX-R	1100 K-N	89 - 92	LS
G SX-R	1100 WPWR,WS,WT, WV	93 - 97	LS
G SF	1200 Bandit	95 - 96	LS
G SF	1200 Bandit	97 - 00	LS
G SF	1200 Bandit	01 - 05	LS
G SF	1200 S Bandit	01 - 05	LS
G SX	1200	99 - 01	LS
G SX-R	1300 Hayabusa	99 - 07	LS



SBS 557 HF HS LS

HYOSUNG

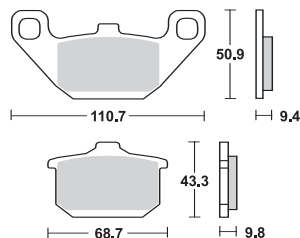
	GA-4	99 -	HF
GA	300	98 -	HF

KAWASAKI

BR	250	86 -	HF
CS	250	86 -	HF
EL	250	91 - 94	HF
EL	250 E3, E4	93 - 94	HS
EL	250 Eliminator	88 - 89	HF
EX	250 R Ninja	86 - 87	HF
GPZ	250	83 -	HF
GPZ	250 R	86 -	HF

KAWASAKI

KR	250	85	HF
LX	250 Eliminator, SE	90 -	HS
Z	250 Eliminator	88	HF
EL	252	97 - 00	HS
EX	305 B1	83	HF
GPZ	305	83 - 96	HF
	400 Eliminator	94 -	LS
EN	400 Twin	85 -	HF
FX	400 R	86 - 88	HF
GPZ	400	85 - 87	HF
KLE	400 Vulcan	90 -	HS
Z	400 Eliminator	88	HF



Dimensions in mm / Dimensions en mm

1" = 25.4 mm , 1 mm = 0.04"

◆ Selection of compound - see page 138-139/Sélectionnement de composé de friction - voir page 138-139



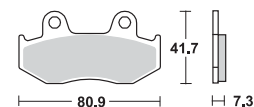
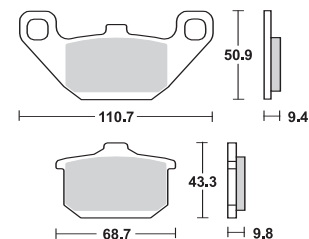
KAWASAKI			
ZX 400	85		HF
ZX 400	86-	HF	HF
EN 450 A1-A6	85- 90	HF	
Z 450 LTD	84-	HF	
EN 500	98-	HS	
EN 500 A1-A7, B1-B2	90- 96	HS	
EN 500 C1-C2 Vulcan	96- 97	HS	
GPZ 500 R (Austria)	85-	HF	HF
GPZ 500 S	87	HF	
GPZ 500 S	89- 92		LS
ZL 500 (Austria)	85-	HF	
GPZ 550	84- 87	HF	HF
GT 550	85- 01	HF	
Z 550 F	85-	HF	
ZX 550 A1, A1L	84-	HF	HF
GPZ 600 R	85- 89	HF	HF
Z 600 GP	83-	HF	HF
ZL 600	85-	HF	
ZX 600 A1-A3, B1 Ninja	85- 87	HF	HF
VN 700 A1 Vulcan	85	HF	
ZN 700 A1, A1L	84-	HF	HF
750 Vulcan	93-	HF	
GPZ 750	83- 87	HF	HF
GPZ 750 R	85- 86	HF	HF
GPZ 750 T	83-	HF	HF
GT 750	86-	HF	HF
VN 750 A2-A1_ Vulcan	86- 94	HF	
VZ 750 Twin	88	HF	
Z 750 E1, E1L, Turbo	84-	HF	HF
Z 750 Eliminator	88	HF	HF
Z 750 K1, K2	83- 84	HF	
Z 750 LTD Twin	83-	HF	HF
ZX 750 A1, E, GP	83- 85	HF	HF
VN 800 A1-A9 Vulcan, Classic	95-	HS	
GPZ 900 R	84- 89	HF	HF
ZL 900 Eliminator	85- 86	HF	HF
ZX 900 A1, A1L	83- 84	HF	HF
GPZ 1000 RX	86-	HS	LS
GTR 1000	86- 93	HS	LS
GTR 1000	94- 98		LS
GTR 1000	99- 06		LS
Z 1000 R Ninja	86-	HF	HF
ZL 1000	86-	HF	HF
GPZ 1100	83-	HF	HF

HONDA			
MBX 80	86-	HF	
MTX 80 R	87-	HF	
CR 125 RE, RF	84- 85	SI	
CR 125 RG	86	SI	
MTX 125 R	84- 95	HF	
NSR 125 F	88- 89	HF	
XL 125 R	86	HF	
MTX 200 R	85-	HF	
ATC 250 R	85- 86	SI	SI
ATC 250 X	85	SI	
CB 250 RS	85-	HF	
CH 250 Spacy	85- 86	HF	
CN 250 Spazio	88- 89	HF	
CR 250 RE, RF	84- 85	SI	
CR 250 RG	86	SI	
FTR 250	86-	HF	HF
TRX 250 R	86- 89		SI
TRX 250 X Fourtrax	87		SI



KAWASAKI				HF	HS	LS	SBS 557
Z 1100 GP	83-	HF	HF				
Z 1100 LTD	85-	HF	HF				
Z 1100 R, LTD	84	HF	HF				
ZN 1100 B1, B1L, LTD	84-	HF	HF				
ZX 1100 A1, GP	83-	HF	HF				
ZG 1200 A1-A2/B1-B17 Voyager XII	86-	HS	LS				
Z 1300 -6	85	HF	HF				
ZN 1300 A1, A2, A2L	83- 84	HF	HF				
ZN 1300 Voy.	85-	HF	HF				
VN 1500 A1-A11 Vulcan, SE	87-	HS	LS				
VN 1500 B1-B4, C1-C4 Vulcan	87-	HS	LS				
VN 1500 Classic	97-		LS				
VN 1500 Classic Tourer Left/Rear	98-		LS				
VN 1500 Sumo	88-	HF	HF				

HONDA				HF	SI	RSI	SBS 558
XL 250 R	84- 87	HF					
XLR 250 R	88-	SI					
XR 250 R	84- 87	HF					
ATC 350 X	85	SI					
XL 350 R	84-	HF					
XR 350 R	84- 85	HF					
CR 500 RE, RF	84- 85	SI					
CR 500 RG	86	SI					
XL 500 R	83-	HF					
XR 500 R	86-	HF					
XR 500 R, Pro Link	83- 84	HF					
XL 600 R	83- 87	HF					
XLM 600 LM	87-	HF					
XR 600 R	83- 87	SI					

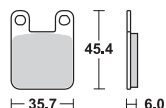


Dimensions in mm / Dimensions en mm
1" = 25.4 mm , 1 mm = 0.04"

◆ Selection of compound - see page 138-139/Sélectionnement de composé de friction - voir page 138-139



SBS 559 HF HS SI RSI CS



AJP				
MX	200	09-		HF
ALFER				
MC	80	87-		HF
APRILIA				
TX	240	86-	RSI	
	280 R, Climber	92	RSI	RSI
TX	311	86	RSI	
TX	312 M	88	RSI	RSI
TXR	312 M	88	RSI	RSI
ATK				
ATK	560	87- 88		HF
BENELLI				
BXK	125	88		HF
BETA				
SR	34	89	HF	
	50 Rev	00-	HF	HF
	50 Super Trial	92	HF	
ST	50	97-	HF	HF
	80 EVO Junior	10-	HF	HF
	80 Rev	00-	HF	HF
ALP	125	99-	RSI	RSI
ALP	125 4-stroke	00- 05	RSI	RSI
TR	125 34,35	89- 90	RSI	RSI
TRIAL	125	97-	RSI	
ALP	200 4-stroke	00- 05	RSI	RSI
	240 Super Trial	92	RSI	
ALP	240	92	RSI	
ALP	240	96-	RSI	
	250 Techno	96-	RSI	RSI
	250 Techno	99-	RSI	RSI
	250 Zero	91-	RSI	
ALP	250	92	RSI	
ALP	250	97-	RSI	RSI
	260 Zero	91-	RSI	
ALP	260	96-	RSI	
TR	260 34,35,ZERO	89- 92	RSI	
BLATA				
	125 Enduro	07-		HF
	125 Motard	07-		HF
CPI				
	125 Supermoto	07-	HF	
DERBI				
FD	Yumbo	84-	HF	
FD	Yumbo Extra	87-	HF	
FDS		87-	HF	
FDT		87-	HF	
FDT	Coppa	85	HF	
DS	50	88	HF	
FDX	50	89	HF	
GP1	50	05-		HF
GPR	50 Nude	04-		HF
GPR	50 Racing	04-		HF
	75 GPR	89		HF
	75 Sport, Coppa	84-	HF	
GPR	75 Sport			HF
	125 Senda R 4T	04-		HF
	125 Senda X-Treme			
	SM 4T	04-		HF
	125 Terra	07	HF	
GP1	125	05-		HF

FACTORY				
R12	50 Phantom Agua	06-		RSI
R14	50 Phantom Agua	04-		RSI
R14	50 Phantom Aire	03-	RSI	
R2	65 Phantom	04-		RSI
YR	125	06-		HF
FANTIC				
	250 K-Roo	93-	RSI	RSI
	305	89	RSI	RSI
	307 Trial	91-	RSI	RSI
GAC				
	New T.T.	87		HF
GARELLI				
	Ciclone LC, SM	86		HF
	50 Sahel	91-		HF
GAS GAS				
TXT	50 Boy	04-	RSI	RSI
	125 Delta	91	HF	
	125 Pampera	96- 03	RSI	RSI
	125 Trial	91	RSI	
	200 Pampera	99-	RSI	RSI
TX	200	97-	RSI	RSI
	250 Pampera	96- 99	RSI	RSI
	250 Trial	89-	RSI	RSI
GT	250 Contact		RSI	RSI
TX	270	97-	RSI	RSI
TX	320	97-	RSI	RSI
	325 Halley PXC		RSI	RSI
	327 Trial		RSI	RSI
GT	327 Contact		RSI	RSI
	370 Pampera	96-	RSI	RSI
	370 Pampera	98-	RSI	RSI
GILERA				
	125 Surfer	00-	HF	HF
GMA				
	4 Piston front Model F			◆
HRD				
	125 Supermotard	00- 02		HF
	125 Trail	00- 02		HF
HUSQVARNA				
	50 Husky Boy J, R, S	01-	RSI	
J. J. COBAS				
TR1		85		HF
Trial		85	RSI	
JAYBRAKE				
	2 Piston Caliper, small			◆ ◆
JCM				
	125 Europa	89	RSI	RSI
	125 SR	89	RSI	RSI
	240 Europa	89	RSI	RSI
	240 SR	89	RSI	RSI
	325 Europa	89	RSI	
	325 SR	89	RSI	RSI
KTM				
SX	60	99	RSI	
SX	65	00- 01	RSI	

Dimensions in mm / Dimensions en mm

1" = 25.4 mm , 1 mm = 0.04"

◆ Selection of compound - see page 138-139/Sélectionnement de composé de friction - voir page 138-139



MACBOR			
XC	50 510 Racing	04-	RSI
XC	50 512 Racing	04-	RSI
XC	50 515 R 6V	04-	RSI

MALAGUTI			
	Fifty Evolution	91 -	HF
NKD	50 Dragon	06 -	HF

MONTESA			
	125 Cota	88	RSI RSI
	260 Evasion	92	RSI
	304 Cota	88	RSI RSI
	307 Cota	89	RSI RSI
	307 Cota Trial	88 -	RSI RSI
	309 Cota	89 -	RSI
	310 Cota	89 -	RSI
	311 Cota Trial	92	RSI
	315 Cota R	97 -	RSI RSI
	335 Cota	87 - 91	RSI RSI
M7	360 Enduro	85	HF

MORBIDELLI			
	125 cc		HF HF

MOTORHISPANIA			
RYZ	125 Arena Enduro	05 -	HF HF

PERFORMANCE MACHINE			
	125 X 2		◆ ◆
	125 X 4S		◆ ◆
	125 X 4SL		◆ ◆

PEUGEOT			
XPS	125 CT	06 -	HF HF

PUCH			
	Condor	90 -	HF
TZX	50	92	HF
	75 Cobra	85 -	HF

RIEJU			
	50 Drac	97 -	HF HF
	50 FD4 Super		
	Marathon	85	HF
	50 Tangoo	10 -	HF
RR	50 , Supermotard	96 -	HF HF
RS1	50	92 -	HF
RV	50		HF
	75 K6, LC Strada	87	HF

ASPES			
	125 Yuma	76 -	HF

BETA			
	125 TS, Custom	83 -	HF

CAGIVA			
	650 Alazzurra	85 -	HF HF

FANTIC			
	125 Strada	- 83	HF
HP1	125 Sport	86 -	HF

GARELLI			
GTA	125	86 -	HF

RIEJU			
	75 P6, LC Strada	87	HF
MR	80 C, E	88 -	HF
MR	80 Cross	87	HF
MR	80 Enduro	87	HF
RST	80	91 -	HF HF
	125 Tango	06 -	HF
	125 Tango	08 -	HF
	125 Tango Pro	08 -	HF
MRX	125	03 -	HF HF
MRX	125	03 -	HF
RR	125	97 -	HF HF
RS3	125	10 -	HF
SMX	125	03 -	HF HF
SMX	125	03 -	HF HF
	250 Tango	08 -	HF

SCORPA			
TY-S	115 F Trial	06 -	HF
TY-S	125 F Trial	06 -	HF

SHERCO			
	80 0.8	01 -	HF HF
	125	02 -	HF
	125 City Corp 4T Enduro	03 -	HF
	125 City Corp 4T SM	03 -	HF
ST	125 1.25	01 - 05	HF HF
ST	200 2.0	01 -	HF HF
ST	250	99 - 00	RSI RSI

SIMSON			
	125 SM	01 -	HF

SJP			
	2 Piston Caliper (30-375)		◆ ◆
	4 Piston Caliper (30-370)		◆ ◆

SUZUKI			
DR	50 Big	89 -	HF

TOMOS			
MC	125 T	06 -	HF
SE	125	05 -	HF
SM	125 F (Rad.cal)	06 -	HF

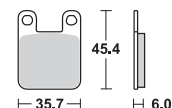
YAMAHA			
XT	125 R	05 -	HF
XT	125 X Supermotard	05 -	HF
TY	250 R	91 - 92	HF
TY	250 Z	93 - 96	HF HF

GARELLI			
TSR	125	83 -	HF

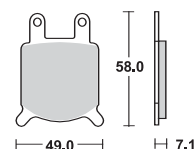
GILERA			
	80 TG 1, 2, 3		HF
	125 TG 1, 2, 3 (alu wheels)		HF
	125 TG1, GR1, RTX		HF
RV	125	86 -	HF
	200 T4, T4C, T4S		HF
RV	200	85 -	HF

GMA			
	2 Piston Caliper, small Model B		◆ ◆

HF HS SI RSI CS SBS 559



HF SBS 560

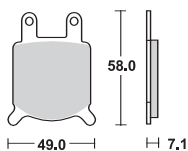


Dimensions in mm / Dimensions en mm
1" = 25.4 mm , 1 mm = 0.04"

◆ Selection of compound - see page 138-139/Sélectionnement de composé de friction - voir page 138-139



SBS 560 HF



JAYBRAKE

2 Piston Caliper ADC/ADCS ◆

KREIDLER
125 Mustang 83 - HF

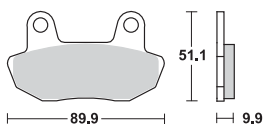
MOTO-MORINI

125 Strada HF
250 Strada HF
350 K2 84 - HF
350 Strada HF
500 Strada HF

ZUNDAPP

KS 80 Super 83 - HF
KS 125 79 HF

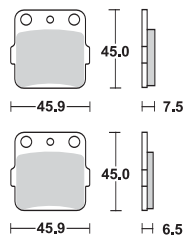
SBS 561 HF



HONDA

CB 450 N 84 - 85 HF
CB 450 SC Nighthawk 82 HF
CB 650 SCC Nighthawk 82 - HF
VT 700 C Shadow 84 - 85 HF
VT 700 C Shadow 86 HF
VT 750 C 83 - HF

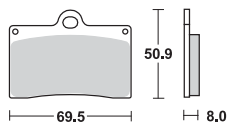
SBS 562 HF SI RSI



HONDA

ATC 200 X 83 - 85 SI
ATC 250 R 82 - 84 SI
ATC 250 X 85 SI
ATC 350 X 85 SI
ATC 350 X 86 - SI

SBS 566 HF HS RSI DC RS



APRILIA

RS 250 95 - 96 HF

BETA

125 Jonathan 99 - HF
350 4.0 Motard 04 - RSI
350 Euro 99 - HF
350 Jonathan 02 - HF
350 M4 06 - HF

BIMOTA

Furano 92 - HF
1D Tesi 93 - HF
YB7 400 89 HF
500 Vdue 97 - HF
600 Bellaria 91 - HF
YB9 600 SRI 97 - HF
650 Supermono 97 - HF
SB7 750 96 - HF
YB4 750 89 HF
1D 851 Tesi 91 - HF

BIMOTA

900 Mantra 97 - HF
DB2 900 92 - HF
1D 906 Tesi 91 - HF
2D 1000 Tesi 04 - 06 HS
YB11 1000 97 - HF
YB6 1000 89 HF
YB8 1000 90 HF
1002 Dieci 91 - HF
SB6 1100 97 - HF

BORILE

B 500 CR, MT 02 - HF

BREMBO RACING CALIPERS

Billet 20.4756.52/62, racing ◆ ◆
Goldline single pin 20.5165.55/65,
road ◆ ◆

CAGIVA

125 Mito 93 - HF



CAGIVA			
	125 Planet	97 -	HF
	125 Raptor	03 -	HF
	500 Mito	07	HS
	500 River	00 -	HF
SP	525 Mito	08 -	HS
	600 River	94 -	HF

CANNONDALE			
S	440	03 -	HF

DUCATI			
	400 SS, Junior	92	HF
	400 SS, Nuda	92 -	HF
	502 Single	93	HF
	502 Supermono	93	HF
	600 SS Supersport	95 -	HF
M	600 Monster	94 - 99	HF
	748 Biposto	95 - 98	HF
	748 SP	95 - 97	HF
	750 Monster	96 - 99	HF
	750 SS	91 -	HF
	750 SS Supersport	95 - 99	HF
	750 SS, Carenara	92 -	HF
	750 SS, Nuda	92	HF
	750 Super Sport	92 - 94	HF
	851 Strada	89	HF
	851 Strada	91 -	HF
	851 Superbike	90	HF
	888 Roche Replica	91 -	HF
	888 SP V	93	HF
	888 SP4	92 -	HF
	888 SPO		HF
	888 SPS	92 -	HF
	888 Strada	93	HF
	888 Superbike	93	HF
	900 FE	97 -	HF
	900 M, IL Monster	93 - 99	HF
	900 SL	92 -	HF
	900 SS	90 - 94	HF
	900 SS Supersport	95 - 97	HF
	900 SSR	92	HF
907	900 I. E.	92	HF
M	900 Street Monster	94 - 99	HF
	916 Biposto	94 -	HF

GAS GAS			
SM	125	02 -	HF
SM	250	02 -	HF
SM	400 fse	02	HF
SM	450 fse	03 - 06	HF
SM	450 FSR	07 -	HF

GILERA			
	350 Saturno Bialbero		HF
	500 Saturno Bialbero	90	HF
	500 Saturno Piuma	90 -	HF

HONDA			
RS	125	95 -	DC
RS	250 R	93 -	DC

HUSQVARNA			
SM	400 R	02	HF
SM	450 R	03 - 04	HF
SM	570 R	01 -	HF

ITALJET			
	900 Grifon	00 -	HF

J. J. COBAS			
	TR1	85	HF

KTM			
	125 Sting	99 -	HF
SX	450 SM Factory Replica	04 -	RSI
	600 Duke	93 - 95	HF
	620 Duke	96 - 98	HF
	640 Duke	99 - 02	HF
LC4	640 Supermoto	03	HF
LC4	660 SM Factory Replica	02 -	RSI
SMC	660 Supermoto	03	HF

LAVERDA			
	650	92 -	HF
	668 668	96 -	HF
	668 Ghost, Diamante	97 -	HF
	750 Cup	98 -	HF
	750 Diamante	97 -	HF
	750 Ghost Strike	97 -	HF
	750 S Formula	97 -	HF
	750 S, S Carenata	97 -	HF
	750 Sport	99 -	HF
	750 Strike/Black Strike	99 -	HF
	750 T8	98 -	HF
TTS	800	99 -	HF
JOTA	1000	95	HF

MOTO-GUZZI			
	Ippogrifo	97 -	HF
	1000 Daytona	91 -	HF
	1000 Quota	92	HF
RS	1000 Daytona	97 -	HF
V10	1000 Centauro	96 -	HF
	1100 California Jackal	00	HF
	1100 California Jackal Basic	00	HF
	1100 California Special	99 - 00	HF
	1100 Sport	96 -	HF
EV	1100 California	97 - 00	HF
V11	1100 Sport	97 - 00	HF

MZ			
	660 (MUZ) Skorpion Cup	99 -	HF
	660 (MUZ) Skorpion Replica	97 -	HF
	660 (MUZ) Skorpion Sport	95 -	HF
	660 (MUZ) Skorpion Tour	95 -	HF
	660 (MUZ) Skorpion Traveller	99 -	HF

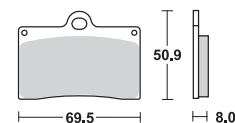
NORTON			
	F-1	90	HF
	TT	92 -	HF

PGO			
	250 G-Max	06 -	HF

REVTECH			
	Wilwood Caliper front/rear	◆	◆

SACHS			
	125 X-Road	05 -	HF
XTC	125	99 -	HF
XTC-N	125	99 -	HF
	500 MadAss	05 -	HF
	650 Roadster V1.6	01 -	HF
	800 B-805	02 -	HS

HF HS RSI DC RS SBS 566



Dimensions in mm / Dimensions en mm

1" = 25.4 mm , 1 mm = 0.04"

◆ Selection of compound - see page 138-139/Sélectionnement de composé de friction - voir page 138-139



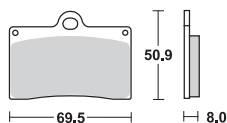
SBS 566 HF HS RSI DC RS

SACHS

800 Roadster V2	00 -	HF
800 S-805	03 -	HS

TM

SMR 125	05 -	RSI
SMF 400 F	02	RSI
SMR 400 F	03	RSI
SMR 450 F	04 -	RSI
SMX 450 F	03	RSI
SMR 530 F	03 -	RSI
SMX 600 F	03	RSI



VOR

SM 400	02	RSI
SM 450	02 -	RSI
500 492 Super Motard	00 - 01	HF
SM 530	02 -	RSI

VOXAN

1000 Cafe Racer	01 -	HS
1000 Roadster	01 -	HS

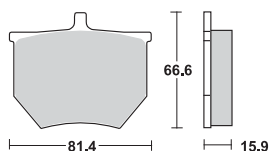
YAMAHA

TZR 250 R	94	HF
SZR 660	96 -	HF

SBS 569 HF

A.P. RACING CALIPERS

CP-2382/2383



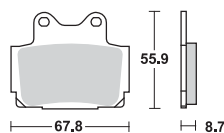
SBS 570 HF HS LS RQ

YAMAHA

FZR 50	90 -	HF
TZR 80	- 91	HF
RD 125 LC	85 - 87	HF
TZR 125	87 - 88	HF
TZR 125	89 - 92	HF
TZR 125 R	94 -	HF
SDR 200	88 - 89	HF HF
FZ 250 R	85	HF
FZR 250	87 - 88	HF
FZR 250 R	89 -	HF
FZX 250 Zeal	91 - 92	LS
R1-Z 250	90 -	HF
RZ 250 RR	88	HS LS
RZR 250	90	HS LS
SRX 250	84 -	HF
SRX 250 T, TC	87	HF
TDR 250	88 - 92	HF
TZR 250	87 - 88	HF
TZR 250	89 - 92	HF
RD 350 LC	85	HF HF
RD 350 LC, F	85 - 90	HS LS
RD 350 R	91 - 95	HS LS
RZ 350 F	86 - 88	HS LS
FZ 400 N	87 -	HF
FZ 400 R	85 -	HF HF
FZR 400	87 -	HF
FZR 400	88 - 90	LS
FZR 400 A	90	LS
FZR 400 R	91 -	LS
SRX 400	85 - 86	HF
SRX 400	87 -	HF
XJ 400 Diversion	91 -	LS

YAMAHA

RD 500 LC	84 - 86	HF
RD 500 LC	85	HF
RZ 500	84 - 86	HF
FZ 600 S, SC	86 -	HF
FZS 600 Fazer	98 - 03	LS
FZS 600 S Fazer	01 - 03	LS
SRX 600	86 - 87	HF HF
SRX 600	88 - 89	HF
SRX 600	90 -	LS
XJ 600 N	91 - 97	LS
XJ 600 N	98 -	LS
XJ 600 S Diversion	91 - 97	LS
XJ 600 S Diversion	98 - 03	LS
FZ 750 Genesis	86	HF





HONDA				
CBX	400 Custom	88	HF	HF
CBX	400 F	85-	HF	HF
CBX	400 F, F2, F2C	82-		HF
NV	400 Custom	88	HF	
VF	400 F	85-		HF
VF	400 FD	83- 85		HF
VT	400 E	83-		HF
CBX	550 F, F2	82-		HF

HONDA				
CB	125 T, Superdream	82-	HF	
CBX	125 F	84- 88	HF	
CBX	250 S	88-	HF	
CN	250 Spazio	88- 92	HF	
NS	250 R	85	HF	
CM	400 C	81	HF	
NS	400 R	85- 87	HS	
VF	400 Integra	86-	HF	HF
CB	450 SC Nighthawk	83- 86	HF	
CX	500	81-	HF	
CX	500 Euro	82-	HF	HF
CX	500 Turbo	82- 83		HF
GL	500	82	HF	

HONDA				
VF	1000 R	84- 86		HF

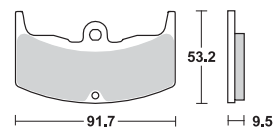
APRILIA				
AF-1		88		HF
	50 Tuareg	86-		HF
	50 Tuareg Rally	90-		HF
	125 Strada	85	HF	
	125 Tuareg Wind	88		HF
	240 Climber	89- 90		HF
	275 Climber	89- 90		HF

BETA				
	350 4.0 Motard	04-		RSI
ALP	350 4.0	04- 05		RSI

CAGIVA				
	50 Lucky Explorer	88-		HF
	80 Cocis	91-		HF
	125 Aletta Electra	83- 86	HF	
	125 Aletta Oro		HF	HF
	125 Cruiser			HF

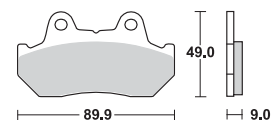


HF					SBS 571
----	--	--	--	--	---------



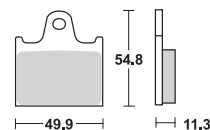
HONDA					HF HS	SBS 572
-------	--	--	--	--	-------	---------

GL	500 I	81- 82	HF	
CX	650 E	83-	HF	
VF	700 C Magna	85- 86	HF	
VF	700 F Interceptor	84- 85	HF	
CB	750 SC	82- 83	HF	
XLV	750 R	86- 88	HF	
CB	900 F, F2	81- 84	HF	
CBX	1000	81- 82	HF	
VF	1100 C	83- 86	HF	
VF	1100 S	84- 85	HF	



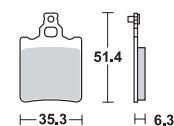
XINGFU				
XF	150 A	97-		HF

HF					SBS 573
----	--	--	--	--	---------



CAGIVA					HF SI RSI CS	SBS 574
--------	--	--	--	--	--------------	---------

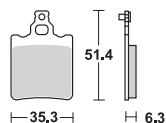
	125 E2	86-		HF
	125 Elefant	81-		HF
	125 SST	81-		HF
	125 Tamanaco			HF
	125 WSTX Aletta Rossa	83-		HF
N90	125	91-		HF
	200 Aletta Electra	83-		HF
	200 Cross	83-		HF



FANTIC				
	50 .1 Oasis	87-	HF	HF
	50 .1 Raider Rally	87-	HF	HF
	50 Koala	90-		HF
	50 Oasis	90-		HF
	75 Oasis	89-		HF
	125 Raider			HF
HP1	125 Sport	87-		HF

Dimensions in mm / Dimensions en mm
1" = 25.4 mm , 1 mm = 0.04"

◆ Selection of compound - see page 138-139/Sélectionnement de composé de friction - voir page 138-139


SBS 574 HF SI RSI CS

GARELLI

125 Tiger XLE	86 -	HF
---------------	------	----

GILERA

X1 125	89	HF
NGR 250	85 -	HF

JCM

233 Vega	88	HF
325 Europa	89	RSI
333 Vega	88	HF

KTM

SX 65	00 - 01	RSI
SX 65	02 - 03	RSI

LAVERDA

125 Formula	86 -	HF
GS 125 Lesmo	86 -	HF
GS 125 Lesmo	90 -	HF
LB 125 Strada, Sport	85	HF

MALAGUTI

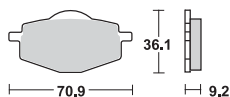
50 Evolution	91 -	HF
ES 50 Dune	89	HF
MDX 50	86 -	HF
RST 50 Sport		HF

MALANCA

E2 125		HF
E2 C80		HF
E2 CS ob one 5N, 6N,		
Racing		HF
E2 Sport		HF
GTI 80		HF
GTI 125		HF

ZUNDAPP

KS 80 Super	80 -	HF
-------------	------	----

SBS 575 HF LS SI RSI

GILERA

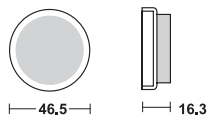
125 Apache	91 -	HF
RC 125 Top Rally	90 -	HF
250 Oregon Quad	07 -	SI
RC 600 Top Rally	90 -	HF

YAMAHA

DT 50 R	89 - 95	HF
YSR 50 A, B	90 - 91	HF
YSR 50 D	92	HF
YSR 50 T,U,W	87 - 89	HF
DT 80 LC-2	85 - 92	HF
RD 80 LC	83 -	HF
TDR 80	89	HF
TZR 80	92 -	HF
YSR 80	86 -	HF
DT 125 LC	85 - 87	HF
DT 125 R, Electric	88 - 03	HF
SR 125 Flame	96 -	HF
TDR 125 R	93 - 03	LS
YBR 125	06 - 07	HF
YZ 125 U	88	RSI
XC 150 Fly One	92 -	HF
RT 180 G,H	95 - 96	SI
DT 200 R	85 - 87	HF
DT 200 R	89	HF
IT 200	85 -	SI
TT 200	86 -	HF

YAMAHA

225 Serow	85 -	HF
TT 225 S,T	86 - 00	HF
TTR 225	01 -	SI
XT 225 E-H	92 - 00	HF
XT 225 Serow	86 -	HF
IT 250	85 -	SI
TY 250 Z (Scottish)	96 -	RSI
YZZ 250 N, S Tri Moto	85 - 86	SI
YZ 250 U	88	RSI
XT 350	85 - 90	HF
XT 350 B-H	91 - 96	HF
YFM 350 XT, XU Warrior	87 - 88	SI
YFZ 350 T-W Banshee	87 - 89	SI
400 Artesia	91 -	LS
XT 400	86 -	HF
WR 500 B	91	SI
XT 500	86 -	HF
XT 500 E (Austria)	90 - 96	LS
DT 600 N	85 -	HF
TT 600	85 - 88	HF
XT 600 E	90 -	LS
XT 600 K	91 -	LS
XT 600 Z, Tenere	87 - 90	HF
XTZ 660 Tenere	91 - 98	LS

SBS 576 HF SI

YAMAHA

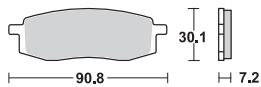
YT 175 J, K Tri Moto	82 - 83	HF
YFM 200 DXS-DXW Moto 4	86 - 87	HF
YFM 200 N Moto 4	85 - 89	HF
YTM 200 K-N Tri Moto	83 - 85	HF
YFM 225 S-U Moto 4	86 - 88	HF
YTM 225 DRN, DRS Tri Moto	85 - 86	HF
YTM 225 DXK-DXN Tri Moto	83 - 85	HF
YFM 250 W, A, B	89 - 91	SI
YFM 350 ERT, ERU	87 - 88	HF
YFM 350 ERW, ERA-G	89 - 95	HF
YFM 350 FWT, FWU Big Bear	87 - 88	HF

YAMAHA

YFM 350 FWW,		
FWA-G Big Bear	89 - 95	HF



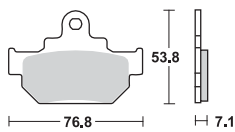
SBS 580 HF SI RSI



YAMAHA

YZ	125 N, S, T	85 - 87	SI
YZ	125 U	88	RSI
IT	200 S	86	HF
NX	250	88	HF
TT	250	87 - 92	HF
YZ	250 N, S, T	85 - 87	SI
YZ	250 U	88	RSI
TT	350 S,T	86 - 87	SI
YZ	490 N,S,T	85 - 87	SI
YZ	490 U,W,A	88 - 90	SI
TT	600	90 - 92	HF

SBS 581 HF



MAICO

GM	250 Star	86 -	HF	HF
GP	250 E	87 -	HF	HF
GP	250 Motocross	87 -	HF	HF
GP	400 E	87 -	HF	HF
GP	400 Motocross	87 -	HF	HF
GM	500 Star	86 -	HF	HF
GP	500 E	87 -	HF	HF
GP	500 Motocross	87 -	HF	HF
GP	550	87 -	HF	HF

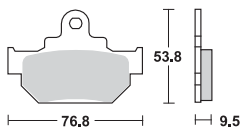
SUZUKI

RM	125 F,G	85 - 86	HF
VL	125 Intruder LC	00 - 01	HF
VL	125 Intruder LC	02 -	HF
GZ	250 Marauder	00 -	HF
RM	250 F	85	HF
TU	250 X Super Classic	97 -	HF
VL	250 Intruder	00 -	HF
LS	400 Savage	87 -	HF
RM	500	85 - 86	HF
LS	650	05 -	HF
LS	650 P	86 - 88	HF
LS	650 P Savage	95 - 04	HF

SUZUKI

GZ	125 Marauder	00 - 02	HF
GZ	125 Marauder	03 -	HF

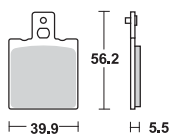
SBS 582 HF



SUZUKI

RM	250 G	86	HF
DR	500 S	89 -	HF
DR	600 R Djebel	86 - 88	HF
DR	600 S Dakar	85 - 87	HF
SP	600 F	85 - 87	HF

SBS 583 HF



KTM

MX	80	86 -	HF
MX	80	91	HF



HONDA			
CR	80 R	86 - 91	SI
CR	80 R, RB	92 - 95	RSI
CR	80 R, RB	96 - 02	RSI
CRM	80	89 -	HF
ATC	250 R	82 - 84	SI

SUZUKI			
RM	125 J	88	RSI
LT	230 SF-SJ	85 - 88	SI
LT	250 RF-RH	85 - 87	SI
RM	250 H, J	87 - 88	RSI

DERBI			
	125 Mulhacen	08 -	HF
	125 Terra	08 -	HF
	125 Terra Adventure	08 -	HF

HAO-QING			
	125 2C	02 -	HF

MOTORHISPANIA			
MH7	125 Naked	08 -	HF
RX	125 R	08 -	HF

JINCHENG			
JC	125 7B	97 -	HF

APRILIA			
RX	125	90 -	HF
	350 Tuareg Wind	90 -	HF

DERBI			
DXR	200 Quad (Front disc)	04 -	SI
DXR	200 Quad (Front drum)	04 -	SI
DXR	250 Quad (Front disc)	04 -	SI
DXR	250 Quad (Front drum)	04 -	SI

GAS GAS			
	125 Enducross	93 -	SI

HUSABERG			
	all models	89 - 92	SI
	all models	93 -	SI
	350	91 -	SI
	500	91 -	SI
	501 Enduro		SI
	600 Enduro		SI

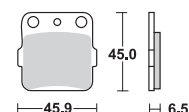
HUSQVARNA			
WRK	125	90	SI
WRK	240	90	SI
TE	350 Enduro	90	SI
	510	90 -	SI

KAWASAKI			
KMX	125	86	HF
KMX	125	87 - 02	HF
KX	125 E1	86	RSI
KX	125 E2, F1	87 - 88	SI
KMX	200 A2, A3, A4	88 - 90	HF
	250 Estrella	92 -	HF
KL	250 Super Sherpa	00 -	SI



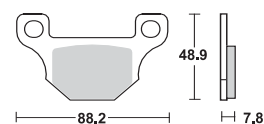
YAMAHA			
YZ	125 V, W	89	RSI
YZ	250 V,W,WRW	89	RSI
YFM	300 Warrior	89	SI
YZ	360	89	SI

HF SI RSI SBS 584

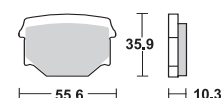


RIEJU			
	50 Spike X	08 -	HF
	125 Marathon Pro	09 -	HF
	125 Marathon Pro Supermotard	09 -	HF

HF SBS 585

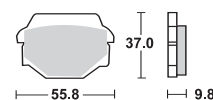
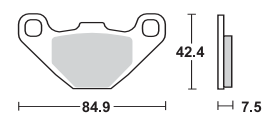


SUZUKI			
GN	125	05 -	HF
GN	125 Z, E	82 - 90	HF
GS	125 E, Katana	90 - 94	HF
GS	125 ESD	83 - 94	HF



KAWASAKI			
KX	250 D2	86	RSI
KX	250 E1, F1	87 - 88	SI
KXT	250 A2, B1 Tecate	85 - 86	SI
ZR	250 Balius	91 - 95	HF
ZZR	250	90 - 01	LS
EX-4	400	95 -	HF
KLE	400	91 -	LS
ZR	400 Xanthus (ZR 400D1)	92 - 95	LS
EX	500 D1-D3 Ninja	94 - 97	LS
EX	500 E1-E3	94 - 96	LS
GPZ	500	95 - 96	HF
GPZ	500	97 -	LS
GPZ	500 S (Austria)	94 - 96	LS
GPZ	500 S (Austria)	97 -	LS
KL	500 Tengai (Austria)	89 - 91	LS
KLE	500 A1-A4	91 -	LS
KLR	500 (Austria)	87 - 88	HF
KX	500 B2	86	RSI
KX	500 C1, D1	87 - 88	SI
KL	650 B1-B3 Tengai (KLR)	89 - 91	LS
KL	650 C1 (KLR)	95	LS
KLR	650 A1-A3	87 - 89	SI
KLR	650 C1-	98	LS
KLR	650 C1-	99 -	LS

HF LS SI RSI SBS 586



KTM			
	GS,EXC,		
	Enduro Models	91	SI
MX	125 - 600 ccm.	91	SI
GS	125	89 - 90	SI
GS	125	92 -	SI
GS	250	89 - 90	SI
EXC	300	93 - 96	SI
MX	300	90	SI

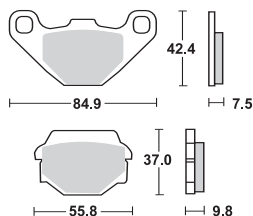
Dimensions in mm / Dimensions en mm

1" = 25.4 mm , 1 mm = 0.04"

◆ Selection of compound - see page 138-139/Sélectionnement de composé de friction - voir page 138-139



SBS 586 HF LS SI RSI

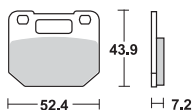


KTM			
MX	300	92-	SI
LC4	350	92-	SI
LC4	400	93-	SI
LC4	600 Six Days	92-	SI

LAVERDA			
	700 El Cid	90	HF

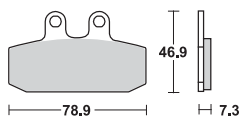
MAICO			
	all models	91	SI

SBS 587 HF



SUZUKI			
RG	80	85-	HF
RG	80 Gamma	88- 93	HF
RG	125 Gamma	85- 90	HF

SBS 588 HF



APRILIA			
	125 Red Rose	89	HF
	125 Tuareg	- 86	HF
	125 Tuareg Rally	86-	HF
	125 Tuareg Rally	89	HF
ETX	125	- 86	HF
ETX	125 Tuareg	86- 87	HF
MX	125 Cross	85	HF
	250 Tuareg Rally	86-	HF
	350 Tuareg	86-	HF
	350 Tuareg Wind	87	HF
ETX	350	- 86	HF
	600 Tuareg	86-	HF
ETX	600	86-	HF
NA	850 Mana	08-	HF
NA	850 Mana GT	09-	HF

CAGIVA			
	125 Blues		HF
	125 Roadster	94-	HF
	125 Roadster	96-	HF
	200 Roadster	96-	HF

FANTIC			
	250 Raider	85-	HF

GARELLI			
	125 Tiger XLE	86-	HF

GILERA			
	125 Fast Bike	88-	HF
	125 KK, KR, KZ	86-	HF
	125 R1, R1S	90-	HF
ER	125 Rally	87	HF
MXR	125	90	HF
RRT	125 Nebraska	87	HF
RTX	125	86	HF
RX	125 Arizona Hawk	85	HF
X1	125	89	HF
XR2	125	90	HF
	200 Arizona Hawk	85	HF

GILERA			
	200 ER	87	HF
	200 Fast Bike		HF
	250 Arizona Rally		HF
	350 Dakota		HF
XRT	350	90-	HF
	500 Dakota	86	HF
RC	600	88	HF
XRT	600	89	HF

HONDA			
CA	125 Rebel	97-	HF
CLR	125 Cityfly	99-	HF
CRM	125 , R	90- 98	HF
MTX	125 Camel, Italy	88-	HF
MTX	125 R, Italy	86	HF
NS	125 Italy	85- 88	HF
NSR	125 F, R	90- 92	HF
NSR	125 R, Italy	89-	HF
NX	125 , Transcity	90- 98	HF
RTV	125 NRS, Italy	87-	HF
XL	125 R, P.D., Italy	85	HF
XL	125 R, P.D., Italy, EX	87-	HF
XL	200 R, P.D., Italy	85-	HF

MOTO-MORINI			
	350 Excalibur	87-	HF
	350 Kanguro	88	HF
	501 Camel	88	HF
	501 Excalibur	87	HF

SACHS			
	125 Roadster V2	01-	HF
ZX	125	99-	HF
ZZ	125	99-	HF

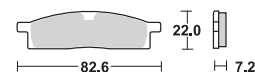
SIMSON			
	125	01-	HF
	125 RS	01-	HF



YAMAHA

YZ	80 A,B,D	90 - 92	SI
YZ	80 E,F,G,H1,J1	93 - 01	RSI
YZ	80 S,T,U,W,	86 - 89	SI
YZ	85 , LW	02 -	RSI
TT-R	125 LW	00 -	SI

HF SI RSI CS SBS 589



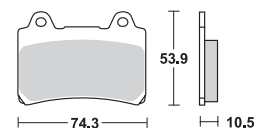
YAMAHA

FZR	250	87 - 88	HF
TDR	250	88 - 92	HF
TZR	250	87 - 88	HF
FZR	400	88 - 90	HS
SRX	400	87 -	HF
SRX	600	88 - 89	HF
FZ	750 Genesis	89 - 92	HS
TDM	850	91 - 95	HS
XVZ	1300 A Royal Star	96 -	LS
XVZ	1300 AT Royal Star Tour Classic	97 -	LS

YAMAHA

XVZ	1300 Royal Star Boulevard	99 -	LS
XVZ	1300 TF Royal Star V enture	99 -	LS
XVZ	1300 Venture Royale	86 - 89	HF
XVZ	1300 Venture Royale	90 - 95	LS
XV	1600 A Wild Star	99 -	LS
XV	1700 Road Star Warrior	02	LS

HF HS LS SBS 590



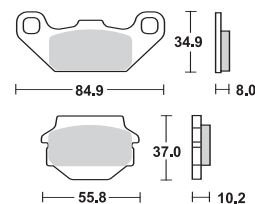
KAWASAKI

KSF	250 A1-A17 Mojave	87 -	SI
KXF	250 A1, A2 Tecate	87 - 88	SI
KXT	250 B2 Tecate	87 -	SI
KEF	300 Lakota	95 -	SI

SUZUKI

LT	500 RH-RR	87 - 95	SI
----	-----------	---------	----

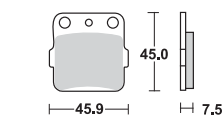
HF SI RSI SBS 591



SUZUKI

LT	230 EH-EP	86 - 93	SI
LT	230 SF-SJ	85 - 88	SI
LT	250 RF-RH	85 - 87	SI
LT	250 RJ-RR	88 - 94	SI
LT	250 SK, SL	89 - 90	SI

HF LS SI RSI CS SBS 592



ARCTIC CAT

400 DVX	04 -	SI
---------	------	----

KAWASAKI

KX	80 R7, T7, W1, Y1, W2, Y2	97 - 00	RSI
KX	85	01 -	RSI
KX	85 II	01 -	RSI
KX	100	88 - 92	RSI
KX	100	97 -	RSI
KX	100 B5-B6	95 - 96	RSI
KSF	250 A1-A17 Mojave	87 -	SI
KXF	250 A1, A2 Tecate	87 - 88	SI
KXT	250 B2 Tecate	87 -	SI
KEF	300 Lakota	95 -	SI
KFX	400	02 -	SI
KFX	450 Left/Rear	07 -	SI

HONDA

CR	85 R, R Expert	03 -	RSI
CRF	150 R	07 -	RSI
ATC	200 X	83 - 85	SI
TRX	250 EX Sportrax	01 - 08	SI
TRX	250 X	08 -	SI
TRX	300 EX Sportrax	01 - 08	SI
TRX	300 X	09 -	SI
TRX	400 EX Sportrax	01 - 08	SI
TRX	400 Fourtrax EX	99 -	SI
TRX	400 X	09 -	SI
TRX	420 FA / FPA	09 -	SI
TRX	420 FPE / FPM 4x4	09 -	SI
TRX	450 EX Sportrax	01 -	SI

SUZUKI

RM	65	03 -	RSI
RM	100	03 -	RSI
LT	230 EH-EP	86 - 93	SI
LT	250 SK, SL	89 - 90	SI
LT-Z	400 Quad Sport	02 -	SI

KAWASAKI

KX	65	00 -	RSI
KX	80 L,N,R-R6	88 - 96	RSI

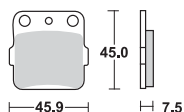
Dimensions in mm / Dimensions en mm

1" = 25.4 mm , 1 mm = 0.04"

◆ Selection of compound - see page 138-139/Sélectionnement de composé de friction - voir page 138-139



SBS 592 HF LS SI RSI CS



SUZUKI

RM 500 H	87 -	RSI
DR-Z 800	88 - 89	LS
DR-Z 800	90	LS

TM

80 Junior	96 - 00	RSI
-----------	---------	-----

YAMAHA

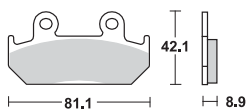
YZ 80 E,F,G,H1,J1	93 - 01	RSI
YZ 85 , LW	02 -	RSI
YFS 200 R Blaster	03 -	SI
YFM 250 Raptor Left/Rear	09 -	SI



YAMAHA

YZ 80 E,F,G,H1,J1	93 - 01	RSI
YFM 350 FXG-FXM Wolverine	95 -	SI
YFM 350 R Raptor	04 -	SI
YFM 350 XG,XH Warrior	95 - 96	SI
YFM 350 XT, XU Warrior	87 - 88	SI
YFZ 350 A-M Banshee	90 - 06	SI
YFZ 350 T-W Banshee	87 - 89	SI
YZF 450 S Left/Rear	04 - 05	SI
YFM 600 FWAK-FWAN 4x4 Grizzly	98 - 01	SI
YFM 660 FWAP 4x4 Grizzly	02 -	SI
YFM 660 RN Raptor	01 -	SI

SBS 593 HF HS RS RQ



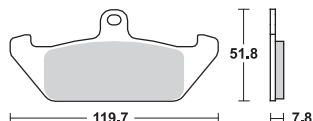
HONDA

CBR 250 F	86 -	HF
CBR 250 Hurricane	87 -	HF
NSR 250 R	87 -	HF
VT 250 F	88 - 90	HF
VTR 250	90	HS
VTZ 250	88 -	HF
CB 350 S.G. (U.K. only)	87 - 90	HF
NX 350		HF
CB 400 N	86 -	HF
CBR 400 F	92 -	HS
CBR 400 R	87	HF

HONDA

VFR 400 R	86 - 88	HF	HF
VFR 400 R	87 - 90	HS	
CB 450 S	86 - 88	HF	
CBR 500 F (Austria)	87 - 90	HS	
CBR 600 F Hurricane	87 - 90	HS	
CBR 600 F, Super Sport	91 - 94	HS	
NTV 600 Revere	88 - 92	HF	
XRV 750 Africa Twin	90 - 92	HS	

SBS 594 HF



APRILIA

350 Tuareg Wind	88	HF
600 Tuareg Wind	88	HF

CAGIVA

125 Cruiser	88 -	HF
350 Elefant	86 -	HF
650 Elefant	86 -	HF
750 Elefant Bifaro	90 -	HF
750 Lucky Explorer	88	HF

DUCATI

350 Indiana	86 -	HF
650 Indiana	86 -	HF
750 Indiana		HF

GILERA

350 Dakota	86 -	HF
------------	------	----

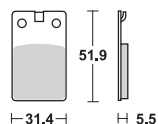
LAVERDA

OR 600 Atlas	86 -	HF
--------------	------	----

MOTO-MORINI

350 Excalibur	86	HF	HF
350 Indiana	88	HF	
501 Excalibur	86 -	HF	HF
501 Excalibur	89	HF	
501 New York	89	HF	
650 Indiana	88	HF	
750 Indiana	88	HF	

SBS 595 HF



BENELLI

50 Devil	92	HF
50 Spring	92	HF

BETA

ALP	90	HF
AE 50 Four Twin	88 -	HF
ALP 50	91 -	HF
RV 50	88	HF
VRS 50	86 -	HF
TR 125 32,33	86 - 87	HF
TR 125 34	88	HF
TR 240 33	86 - 88	HF
260 Synt	92	HF
TR 260 34	86 - 88	HF

FANTIC

50 Trial		HF
125 Trial		HF

FANTIC

125 Trial Professional	87	HF	HF
125 Trial Progress 1	87 -	HF	
HP1 125 Strada	85 -	HF	
201 Trial		HF	
201 Trial Progress 2	87 -	HF	
241 Trial Progress 2	87 -	HF	
243 Trial	87 -	HF	HF
301 Trial	85 -	HF	
301 Trial Progress 2	87 -	HF	
303 Trial Professional	87 -	HF	HF
343 Trial Progress 2	87 -	HF	HF

GARELLI

323 Trial	86 -	HF
-----------	------	----

GILERA

50 Bullit	90 -	HF
-----------	------	----



JCM			
Trial	87 -	HF	
125 Oxygene	89	HF	
125 Week-End	89	HF	
233 Vega	88	HF	
240 Enduro	91	HF	
240 Oxygene	89	HF	
240 Week-End	89	HF	
250 Week-End	91	HF	
325 Oxygene	89	HF	
325 Week-End	89	HF	
333 Vega	87	HF	
333 Vega	88	HF	

MALAGUTI			
50 Fifty Full, CX, Top	85 -	HF	

MALAGUTI			
MDX 50 600 Enduro	87 -	HF	
MLX 50 Enduro	87 -	HF	

MOTO-GUZZI			
NTX 750	90 -	HS	

YAMAHA			
RT 180 A, B, D	90 - 92	HF	
RT 180 E	93	HF	
TT 600	89	HF	
XT 600 Z	86 -	HF	

HYOSUNG			
GT 250 Comet	02	HS	
600 Comet	02	HS	

KAWASAKI			
EX 250 R Ninja F2-F17	88 - 07	HF	
GPX 250 R	88 -	HF	
ZR 250 Balius	91 - 95	HF	
ZZR 250	90 - 01	HS	
400 Eliminator	94 -	HS	
EX-4 400	95 -	HF	
GPX 400	87 -	HF	
GPZ 400 R	89 -	LS	
GPZ 400 S	88 -	HF	
KLE 400	91 -	HS	
ZZR 400	90 - 94	LS	
ER-5 500	97 - 00	HS	
EX 500 A1-A3	87 - 89	HF	
EX 500 A4-A7	90 - 93	HS	
EX 500 D1-D3 Ninja	94 - 97	HS	
GPX 500 R (Austria)	88 -	HF	HF
GPZ 500 S (Austria)	87 - 91	HF	
GPZ 500 S (Austria)	92 - 93	HF	
KL 500 Tengai (Austria)	89 - 91	HS	
KLE 500 A1-A4	91 -	HS	
ZZR 500 (Austria)	90 - 92	LS	
ZR 550 B1-B3 Zephyr	90 - 92	HS	
ZR 550 B4-B6 Zephyr	93 - 99	HS	
GPX 600 R	88 - 93	HF	HF
GPX 600 R	94 -	HS	LS
GPZ 600 R	94 -	HS	LS
ZL 600 B2 Eliminator	95 - 98	HS	
ZX 600 C1-C10 Ninja R	88 - 97	HS	LS

MALAGUTI			
50 Fifty Mistral	90 -	HF	
CH 50	86	HF	
MGX 450 Ronco	87 -	HF	

MONTESA			
H7 360 Enduro	86	HF	

RIEJU			
50 Drag	92 -	HF	
RS1 50	92 -	HF	

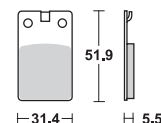
TOMOS			
BT 50 S	89	HF	
N 50 AT, BT	91 -	HF	
CTX 80	89	HF	

YAMAHA			
XT 600 Z, Tenere	87 - 90	HF	

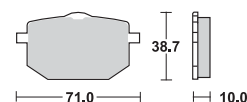
KAWASAKI			
ZX-6R 600 D1-D4 (ZX6)	90 - 93	LS	
ZZR 600	90 - 92	LS	
KL 650 B1-B3 Tengai (KLR)	89 - 91	HS	
GPX 750 R	87 - 89	HF	HF
ZR 750 Zephyr	91 - 95	HS	
ZR 750 Zephyr Left/Rear	96 -	LS	
GPZ 900 R	90 - 96	LS	
GTR 1000	94 - 98	HS	
GTR 1000	99 - 06	HS	
ZX-10 1000 B2, B3	88 - 90	HS	LS
1100 Zephyr Left/Rear	97 -	LS	
ZR 1100 Zephyr	92 - 95	LS	
ZZR 1100	90 - 93	LS	

SUZUKI			
RG 125 Wolf	92 - 94	HF	
200 Wolf	92 -	HF	
250 Across	90 -	HF	
250 Bandit	90 - 96	HS	
250 Djebel	93 -	HF	
GSX 250 S, Katana	91 -	HS	
SW1 250	92 -	HS	
GSF 400 Bandit	91 - 92	HS	
GS 450 E	90 -	HS	LS
GS 500 E	89 - 95	HS	
DR 800 S, Big	91 - 95	HS	
VX 800 L-P	90 - 93	HS	
GSX 1100 G	94 - 95	HS	
GSX 1100 GM,GN,GP	91 - 93	HS	

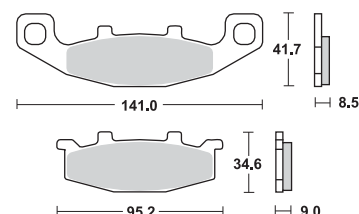
HF SBS 595



HF HS SBS 596



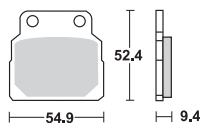
HF HS LS RQ SBS 597



Dimensions in mm / Dimensions en mm

1" = 25.4 mm , 1 mm = 0.04"

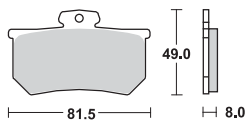
◆ Selection of compound - see page 138-139/Sélectionnement de composé de friction - voir page 138-139

**SBS 598 HF****HONDA**

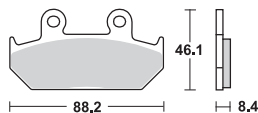
CB	450 DX	89 - 92	HF	HF
CB	450 N	86 -	HF	

MOTO-GUZZI

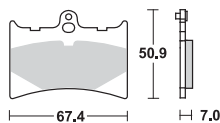
V65	650 GT	90 -		HF
-----	--------	------	--	----

SBS 599 RS RQ**A.P. RACING CALIPERS**

CP-3369-2E0/3E0	◆
CP-3385-2E0/3E0	◆
CP-3386-2E0/3E0	◆
CP-3569-2S0/3S0	◆
CP-3769-2S0/3S0	◆

SBS 600 HF HS**HONDA**

CB	250	88 -	HF	
CD	250 UJ	88 - 92	HF	
NV	400 Steed	88	HF	
NX	500 Dominator (Austria)	93 - 96	HS	
	600 Steed	88 - 91	HS	
NV	600 C	88 -	HF	
NX	650 Dominator	93 - 96	HS	
VFR	700 F, F2	86 - 87	HS	
CBR	750 Hurricane	87 -	HS	
VFR	750 F	86 - 87	HS	
CBR	1000 F	87 - 88	HS	

SBS 601 HF RS**ALFER**

MC	125	88	HF	
GR	250 Enduro	88	HF	
MC	250	88	HF	
GR	300 Enduro	88	HF	

APRILIA

	125 Sport Pro.	92	HF	
	125 Tuono	04 -	HF	
AF1	125 Europa, Futura	90 - 91	HF	
AF1	125 Replica, Sintesi	89 - 91	HF	
RS	125	99 - 05	HF	
RS	125 , Extrema	93 - 98	HF	
RS	125 Pista	05 -	HF	
AF1	250 Replica	90 -	HF	

ASPES

	125 Sintesi	88 -	HF	
--	-------------	------	----	--

ATK

ATK	250 CC,MX	91 - 92	HF	
-----	-----------	---------	----	--

ATK

ATK	350 ES CC,MX,STD	91 - 92	HF	
ATK	406 CC,MX	91 - 92	HF	
ATK	560	89 - 91	HF	
ATK	604	91 -	HF	
ATK	604 ES CC,MX,STD	91 - 92	HF	
ATK	604 Quadracer	90 -	HF	

BENELLI

	50 Devil	92	HF	
	50 Spring	92	HF	
	125 Jarno	89	HF	
BX	125	89	HF	

GILERA

SP	01	90	HF	
	125 Crono	92 -	HF	
	125 Freestyle	92 -	HF	
	125 MX1, MRX, SP01		HF	
	125 SP02	90 -	HF	
CX	125	91 -	HF	

Dimensions in mm / Dimensions en mm

1" = 25.4 mm , 1 mm = 0.04"

◆ Selection of compound - see page 138-139/Sélectionnement de composé de friction - voir page 138-139



GILERA			
600 Nordwest	91 -	HF	

KTM			
MX 250 VC, Enduro	87 -	HF	HF
EXC 350	87	HF	HF
GS 350	87	HF	HF
MX 350	87	HF	HF
400 Enduro	87 -	HF	HF
MX 500	87	HF	HF
LC4 550	87 -	HF	HF
MX 550	87 -	HF	HF
EXC 600	87	HF	HF
LC4 600	88 -	HF	HF

KAWASAKI			
KX 125 E2, F1	87 - 88	HF	
KX 250 E1, F1	87 - 88	HF	
KLR 500 (Austria)	87 - 88	HF	
KX 500 C1, D1	87 - 88	HF	
KLR 650 A1-A3	87 - 89	HF	

HONDA			
CRM 75 R	90 - 94	HF	
CR 125 RH, RJ, RK	87 - 94	RSI	
AX-1 250	90	HF	
CR 250 R	87 - 94	RSI	
CRM 250 R	90	HF	
NX 250	88 - 90	HF	
TRX 250 R	86 - 89	SI	
TRX 250 X Fourtrax	87	SI	
XL 250 Degree	91 -	HF	
XLR 250 R Baja	88 - 90	SI	
XR 250 L	91 - 92	HF	
XR 250 R	88 - 89	HF	
XR 250 R	90 - 95	HF	

AJP			
PR5 250 Enduro	09 -	SI	
PR5 250 Supermotard	09 -	SI	

BRAKING
Rear cross (2 piston) ◆

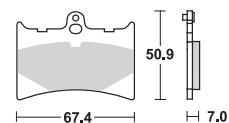
CPI			
125 Sahel	02 -	HF	

FANTIC			
50 Regolarna			
Competizione	08 -	HF	
MX 50 Regolarna			
Competizione	08 -	RSI	

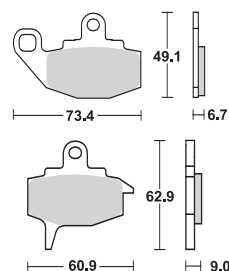


KTM			
LC4 600 Enduro	88 -	HF	HF
MC 600	88	HF	HF
MX 600	87	HF	HF

HF RS **SBS 601**

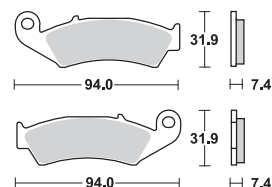


HF **SBS 602**



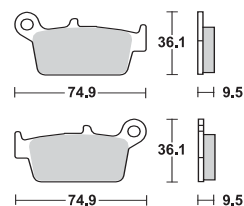
HONDA			
ATC 350 X	86 -	SI	
CR 500 R	87 - 94	RSI	
XR 600 R	88 - 90	SI	
XR 600 R	91 - 92	SI	

HF SI RSI **SBS 603**



FANTIC			
MX 65 Regolarna			
Competizione	08 -	RSI	
80 Regolarna			
Competizione	08 -	HF	
MX 85 Regolarna			
Competizione	08 -	RSI	
125 Regolarna			
Competizione	08 -	HF	

HF SI RSI CS **SBS 604**



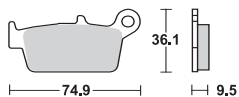
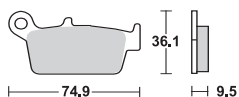
GAS GAS			
EC 125	00 -	SI	
MC 125	03 -	RSI	
SM 125	02 -	HF	
EC 200	00 -	SI	

Dimensions in mm / Dimensions en mm
1" = 25.4 mm , 1 mm = 0.04"

◆ Selection of compound - see page 138-139/Sélectionnement de composé de friction - voir page 138-139



SBS 604 HF SI RSI CS



GAS GAS

EC	200 Hobby	07-	SI
EC	250	00-	SI
EC	250 fse	02-	SI
MC	250	00-	SI
SM	250	02-	HF
EC	300	00-	SI
EC	400 Pampera	06-	SI
EC	400 fse	02	SI
SM	400 fse	02	HF
EC	450 fse	03-	SI
EC	450 FSR	07-	SI
SM	450 fse	03- 06	HF
SM	450 FSR	07-	HF
EC	515 fsr	08-	SI

HM

CRE	50	06-	HF
	125 Supermotard	00- 02	HF
CRE	125 Enduro	95- 01	SI
CRE	125 Supermotard	03	HF
	250 Supermotard	00- 02	HF
CRE	250 Enduro	95- 01	SI
CRE	250 Supermotard	03	HF

HONDA

CRM	75 R	90- 94	HF
CR	80 R, RB	92- 95	RSI
CR	80 R, RB	96- 02	RSI
CRM	80	89-	HF
CR	85 R, R Expert	03-	RSI
CR	125 R	95- 01	RSI
CR	125 RH, RJ, RK	87- 94	RSI
SL	230	97-	HF
CR	250 R	87- 94	RSI
CR	250 R	95- 01	RSI
XLR	250 R SPL	94-	SI
XR	250 L	91- 92	HF
XR	250 L	93- 97	SI
XR	250 R	90- 95	HF
XR	250 S, R	96-	HF
XR	400 R	96-	SI
XR	400 Supermotard	00-	RSI
XR	440 R	00-	SI
CR	500 R	87- 94	RSI
CR	500 R	95- 01	RSI
XR	600 R	91- 92	SI
XR	600 R	93- 00	SI
XR	650 L	93-	SI
XR	650 R	00-	SI

HYOSUNG

XRX	400	05-	HF
-----	-----	-----	----

KAWASAKI

KX	125 K2-M2	95-	RSI
KLX	250	98- 07	SI
KLX	250 S	09-	HF
KLX	250 SF	09-	HF
KX	250 K2-M2	95-	RSI
KLX	300 R A2	97-	SI
KLX	400 R	03-	SI
KLX	400 SR	03-	HF
KX	500 E8-	96-	RSI
KLX	650 R D1	96	SI

SHERCO

SE	450 4.5i Enduro	04	SI
----	-----------------	----	----

SUZUKI

RM	125	05-	RSI
RM	125 T-K	96- 04	RSI
RM	250	05-	RSI
RM	250 T-K	96- 04	RSI
RMX	250 X-K1	99-	SI
DR-Z	400 S /E	00-	HF
DR-Z	400 SM	05-	RSI

TM

	85	01-	RSI
	125	01- 04	RSI
	125 Enduro	01- 04	SI
SMR	125	05-	RSI
	250	01- 04	RSI
	250 Enduro	01- 04	SI
	250 F	01- 04	RSI
	250 F Enduro	01- 04	SI
	300	01- 04	RSI
	300 Enduro	01- 04	SI
	400 F	01	RSI
	400 F Enduro	01	SI
SMF	400 F	02	RSI
SMR	400 F	03	RSI
	450 F	02- 04	RSI
	450 F Enduro	02- 04	SI
SMR	450 F	04-	RSI
SMX	450 F	03	RSI
SMX	450 F	04-	RSI
	530 F	01- 04	RSI
	530 F Enduro	01- 04	SI
SMR	530 F	03-	RSI
SMX	600 F	03	RSI
SMX	660 F	04-	RSI

YAMAHA

WR	125	98- 02	SI
YZ	125	98- 02	RSI
WR	250	98- 02	SI
WR	250 F	01- 02	SI
YZ	250	98- 02	RSI
YZ	250 F	01- 02	RSI
WR	400 F	99- 00	SI
YZ	400 F	99	RSI
WR	426 F	01- 02	SI
YZ	426 F	00- 02	RSI



APRILIA			
	125 Tuareg	87 -	HF
	125 Tuareg AS		HF
STX	125	84 -	HF
ETX	350	86 -	HF

BETA			
RX	50	84	HF
RX	125	84 -	HF

GILERA			
RV	200		HF

APRILIA			
ETX	125 PV	86 -	HF
RX	125	86 -	HF
TX	125	86	HF

MOTO-MORINI			
	125 KJ		HF
	350 Excalibur	87 -	HF
	350 K2	84 -	HF
	501 Excalibur	87	HF

APRILIA			
	50 Red Rose Classic	92 -	HF
	50 Tuareg	86 -	HF
	50 Tuareg Rally	90 -	HF
	125 Tuareg Wind	88	HF
	240 Climber	89 - 90	HF
	275 Climber	89 - 90	HF

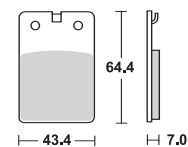
ATK			
ATK	560	89 - 91	HF
ATK	604	91 -	HF
ATK	604 Quadracer	90 -	HF

BETA			
ALP		90	HF
ALP	50	91 -	HF
MX	50 Enduro	92	HF
TR	125 34	88	HF
TR	260 34	86 - 88	HF

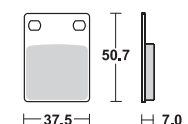
APRILIA			
AF-1		88	HF
AF1	125	87 -	HF

CAGIVA			
WMX	50	89 -	HF
	125 Cross	86 -	SI
	125 Cruiser		HF
	125 Freccia	89	HF
	125 Supercity	92 -	HF
	125 Tamanaco		HF
	125 Tamanaco	89	HF
WMX	125	88	SI
WMX	125	89 - 90	SI
	250 Cross	86 -	SI

		HF						SBS 605
--	--	-----------	--	--	--	--	--	----------------



		HF						SBS 606
--	--	-----------	--	--	--	--	--	----------------



		HF						SBS 607
--	--	-----------	--	--	--	--	--	----------------

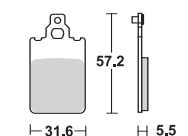
DERBI			
	75 GPR	89	HF
GPR	75 Sport		HF

FANTIC			
	50 Fast		HF
	50 Oasis	90 -	HF
	75 Oasis	89 -	HF

GARELLI			
	50 Sahel	91 -	HF

MALAGUTI			
MDX	50 Gold Enduro	87 -	HF
MLX	50 Enduro	87 -	HF

PEUGEOT			
XPLD	AV	90	HF



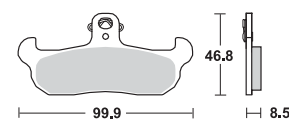
		HF	SI	RSI				SBS 608
--	--	-----------	-----------	------------	--	--	--	----------------

WMX	250	88	SI
WMX	250	89 - 90	SI

GILERA			
	125 Apache	91 -	HF
RC	125 Top Rally	90 -	HF
RC	600 Top Rally	90 -	HF

HM			
CRE	50	98 -	HF

HUSABERG			
	all models	89 - 92	SI
	350	91 -	SI

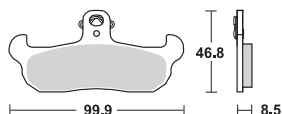


Dimensions in mm / Dimensions en mm
1" = 25.4 mm , 1 mm = 0.04"

◆ Selection of compound - see page 138-139/Sélectionnement de composé de friction - voir page 138-139



SBS 608 HF SI RSI



HUSABERG

500	91 -	SI
501 Enduro		SI
600 Enduro		SI

HUSQVARNA

all models TE,TC, WR,CR,AE		
CR/WR 125	91	SI
WR 125	85 - 90	SI
WRK 125	90	SI
WR 240	87 -	SI
WR 240	91	SI
WRK 240	90	SI
CR 250	91	SI
WR/XC 250	87 - 90	SI
WR 260	90 -	SI
TE 350 Enduro	90	SI
WR 400	87 -	SI
430 Auto	87 -	SI
CR 430	87 -	SI
WR 430	87 -	SI
XC 430	87 -	SI
XC 500	87 -	SI
510	87 - 89	SI
510	90 -	SI

HUSQVARNA

TC 610 Cross	91	SI
TE 610	91 - 95	SI

KRAM-IT

ER 125	89 - 93	SI
MC 250	89	SI
ER 300	89	SI

MOTO-MORINI

350 Coguaro		HF
350 Coguaro, New York	90 -	HF
350 Dart	88	HF
RLX 350 Excalibur	90 -	HF
400 Dart	89	HF
501 Coguaro	89	HF
RLX 501 Excalibur	90 -	HF

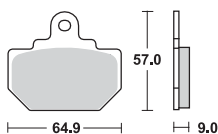
YAMAHA

DT 125 Tenere	89 - 90	HF
TDR 125 (Italy)	90 - 93	SI

ZANELLA

TZ4 125 Patagonia (ARG)	92 -	HF
-------------------------	------	----

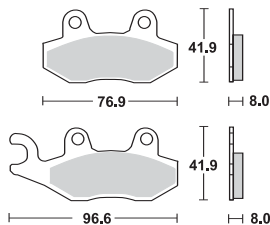
SBS 610 HF



HONDA

FL 350 R Odyssey	85 - 87	HF
FL 400 R Pilot	89 - 90	HF

SBS 611 HF HS LS SI RSI RQ ATK



all models	94	SI	SI
------------	----	----	----

CAGIVA

110 Passing	94 -	HF
600 Canyon	95 -	HS

DERBI

DXR 200 Quad (Front drum)	04 -	SI
DXR 250 Quad (Front drum)	04 -	SI

HONDA

NSR 150	02 -	HF
---------	------	----

HUSQVARNA

all models CR,TC, TE,WR		
	92 - 94	SI

HYOSUNG

125 Aquila	00 -	HF
------------	------	----

KAWASAKI

KLX 125	10 -	HF
---------	------	----

KAWASAKI

KLX 125 D-Tracker	10 -	HF
KX 125 G,H,J	89 - 93	RSI
KDX 200 E5	93	SI
KDX 250 SR, D1-D4	91 - 94	SI
KLX 250 S	09 -	HF
KLX 250 SF	09 -	HF
KX 250 G1,H1-2,J1-2	89 - 93	RSI
EL 252	01 -	HS
KLF 300 C1-C17 Bayou Left/Rear	89 - 05	SI
KLF 400 B1-B7 Bayou Left	93 - 99	SI
KX 500 E1-E5	89 - 93	RSI
KLR 650	08 -	HS
KVF 650 Brute Force 4x4i (F_, G_, H_) Left	05 -	SI
KRF 750 Teryx 4x4 Left	08 -	SI
KVF 750 Brute Force 4x4i (A_, B_, C_, D_, E_, F_) Left	05 -	SI

SUZUKI

EN 125	05 -	HF
--------	------	----

Dimensions in mm / Dimensions en mm

1" = 25.4 mm , 1 mm = 0.04"

◆ Selection of compound - see page 138-139/Sélectionnement de composé de friction - voir page 138-139



SUZUKI			
RM 125 H	87	SI	
RM 125 J	88	RSI	
RM 125 K,L	89 - 90	RSI	
RM 125 M,N,P,R,S	91 - 95	RSI	
TS 125 R	89 - 96	HF	
TS 200 R	90 - 94	HF	
DR 250 L,M,N,EP,ER,ES	90 - 95	HF	
DR 250 SL,SM,SN,SEP,S			
ER,SES	90 - 95	HF	
RM 250 H, J	87 - 88	RSI	
RM 250 K,L	89 - 90	RSI	
RM 250 M,N,P,R,S	91 - 95	RSI	
RMX 250 K,L,M,N,P,R,S	89 - 95	RSI	
LT-F 300 King Quad Left/Rear	02 -	SI	
DR 350 L,M,N,P,R,S	90 - 99	HF	
DR 350 S,SH,SL,SM,SN,			
SP,SR,SE	90 - 96	HF	
LT-R 450 Left/Rear	06 -	SI	
LT-A 500 FY Quadmaster Left	00 -	SI	
LT-F 500 F Right	98 -	SI	
RM 500 H	87 -	RSI	

TRIUMPH			
750 Trident Right	91 -	HS	
800 America	03 - 06	LS	
800 Bonneville	01 - 04	LS	
800 Bonneville America	02 -	LS	
800 Bonneville T100			
Centennial Edition	02 - 04	LS	
800 Bonneville T100			
Paul Smith	06 - 08	LS	
800 Speedmaster	03 - 04	LS	
900 America	07 -	LS	
900 Bonneville	09 -	LS	
900 Bonneville SE	09 -	LS	
900 Bonneville T100	09 -	LS	
900 Daytona,			
Sprint Right	93	HS	
900 Scrambler	06 -	LS	
900 Speedmaster	05 -	LS	
900 Thruxton	04 -	LS	
900 Tiger Right	93 - 98	HS	
900 Trident Right	91 -	HS	
900 Trophy Right	91 - 95	HS	
T509 900 Speed Triple	97 - 98	LS	
T595 950 Daytona	96 - 98	LS	
955 Daytona	99 -	LS	
955 Daytona Centennial	02 -	LS	
955 Speed Triple	99 -	LS	

YAMAHA			
FZR 400 A	90	HS	
SRX 400	85 - 86	HF	
SRX 600	90 -	HS	
FZR 750 R Genesis	87 - 88	HF	
TRX 850	95 -	HS	
FZR 1000 Genesis	87 - 89	HF	
FJ 1200	88	HF	
FJ 1200 ABS	91 - 93	HS	
XJR 1200	94 - 98	HS	
XJR 1200 SP	97 - 98	HS	
XVZ 1300 A Royal Star	96 -	HS	
XVZ 1300 AT Royal Star			
Tour Classic	97 -	HS	

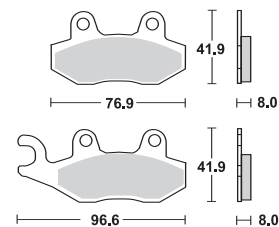


TRIUMPH			
955 Sprint RS	00 -	LS	
955 Sprint ST	99 - 04	LS	
1000 Trophy Right	91 - 95	HS	
1050 Speed Triple			
(Rad.cal)	05 - 07	LS	
1050 Speed Triple			
(Rad.cal)	08 -	LS	
1050 Sprint ST	05 -	LS	
1200 Trophy Right	91 - 95	HS	

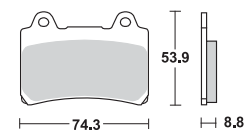
YAMAHA			
FZR 50	92 -	HF	
YD 80	89 -	HF	
WR 125	91 - 97	SI	
XTZ 125	05 -	HF	
YZ 125	90 - 95	RSI	
YZ 125	96 - 97	RSI	
YZ 125 V, W	89	RSI	
DT 200 WR	91 - 93	HF	
WR 200	91 - 92	SI	
TT-R 230	05 -	SI	
TT 250 R	93 -	SI	
WR 250	90	SI	
WR 250	92 - 93	SI	
WR 250	94 - 97	SI	
WR 250 ZB	91	SI	
YZ 250 A	90	RSI	
YZ 250 B1-J1	91 - 97	RSI	
YZ 250 V,W,WRW	89	RSI	
YZ 250 WRA,WRB	90 - 91	RSI	
TT 350	95 -	SI	
YZ 360	89	SI	
YXR 450 Rhino Left/Rear	06 -	SI	
YZF 450 S Right	04 - 05	SI	
YZF 450 S Right	06 -	SI	
WR 500 B	91	SI	
WR 500 ZD,ZE	92 - 93	SI	
660 Rhino Left/Rear	05 -	SI	
YFM 700 R Raptor Left/Rear	06 - 08	SI	
YFM 700 RY	09 -	SI	
YXR 700 Rhino Right/Rear	08 -	SI	SI
XTZ 750 Super Tenere			
Left/Rear	89 - 95	HF	

YAMAHA			
XVZ 1300 Royal Star			
Boulevard	99 -	HS	
XVZ 1300 Venture Royale	86 - 89	HF	
XVZ 1300 Venture Royale	90 - 95	HS	

HF HS LS SI RSI RQ SBS 611



HF HS SBS 613



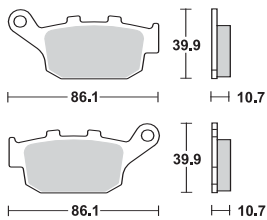
Dimensions in mm / Dimensions en mm

1" = 25.4 mm , 1 mm = 0.04"

◆ Selection of compound - see page 138-139/Sélectionnement de composé de friction - voir page 138-139



SBS 614 HF LS RQ



BUELL

	500 Blast	01 -	HF
XB9R	984 Firebolt	02 -	LS
XB9S	984 Lightning	03 -	LS
XB9SX	984 CityX	05 -	LS
M2	1200 Cyclone	98 - 02	LS
S1	1200 Lightning	98 - 02	LS
S1	1200 Whitelighting	98 - 02	LS
S3	1200 Thunderbolt	98 - 02	LS
X1	1200 Lightning	01 - 02	LS
XB12R	1200 Firebolt	04 - 08	LS
XB12R	1200 Firebolt	09 -	LS
XB12S	1200 Lightning	04 - 08	LS
XB12Scg	1200 Lightning	06 - 08	LS
XB12Scg	1200 Lightning	09 -	LS
XB12Ss	1200 Lightning Long	06 - 08	LS
XB12Ss	1200 Lightning Long	09 -	LS
XB12STT	1200 Super TT	07 -	LS
XB12X	1200 Ulysses	06 -	LS

HONDA

CBR	250 Hurricane	87 -	HF
CBR	250 R, RR	90	HF
CBR	250 RJ	88	HF
NSR	250 R, SP	90	LS
NSR	250 RJ	88 -	HF
RS	250 R	91 - 92	HF
VT	250 Spada	89	HF
VTR	250	98 -	HF
CB	400 Super Four	92 - 95	LS
CB-1	400 (CB 400 F)	89 - 90	LS
CBR	400 RR	87 - 89	LS
NTV	400 Bros II	88	HF
VFR	400 R	91 - 92	LS
VRX	400 T Roadstar	95 -	LS
NX	500 Dominator (Austria)	88 - 92	LS
NX	500 Dominator (Austria)	93 - 96	LS
NTV	600 Bros I	88 -	HF
NTV	600 Revere	88 - 92	HF
XL	600 V, Transalpino	91 - 93	LS
XL	600 V, Transalpino	94 - 96	LS
XL	600 V, Transalpino	97 - 99	LS
NT	650 Hawk GT	88 - 91	LS
NT	650 V Deauville	98 - 00	LS
NTV	650	94 -	LS
NTV	650 Bros	88 - 97	LS
NTV	650 Revere	88 - 93	LS
NX	650 Dominator	93 - 96	LS

HONDA

NX	650 Dominator J-K	88 - 92	LS
XL	650 V Transalp	00 -	LS
XRV	650 Africa Twin	88 - 89	LS
VFR	700 F Interceptor	88 - 89	LS
XRV	750 Africa Twin	90 - 92	LS
XRV	750 Africa Twin	93 - 03	LS

MOTO-GUZZI

	1000 Quota	92	HF
--	------------	----	----

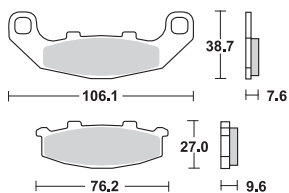
SUZUKI

XF	650 Freewind	97 - 02	LS
----	--------------	---------	----

TRIUMPH

	600 Daytona	04	LS
	600 Speed Four	03 -	LS
TT	600	00 - 03	LS
	650 Daytona	05 -	LS
	675 Daytona (Rad.cal)	06 - 08	LS
	675 Daytona Triple (Rad.cal)	09 -	LS
	675 Street Triple	08 -	LS
	675 Street Triple R	09 -	LS

SBS 615 HF HS LS RQ



KAWASAKI

EX	250 R Ninja F2-F17	88 - 07	HF
GPX	250 R	88 -	HF
KR-1	250	88 - 89	HF
KR-1	250 S	90	HF
ZXR	250	90	HS
ZXR	250 R	89	HS
GPX	400	87 -	HF
GPZ	400 R	89 -	HS
ZR	400 Xanthus (ZR 400D1)	92 - 95	HS
ZX-4	400	88 - 89	HF
EX	500 E1-E3	94 - 96	HS
GPZ	500	97 -	HS
GPZ	500 S (Austria)	94 - 96	HS
GPZ	500 S (Austria)	97 -	HS

KAWASAKI

ZR	550 B1-B3 Zephyr	90 - 92	LS
ZR	550 Zephyr (Germany) fr.no.B024010-	93 -	HS
ZR	750 Zephyr	91 - 95	LS

SUZUKI

RGV	250	93 - 95	HF
RGV	250 Gamma, M	91 - 92	HF
GSX	1100 G	94 - 95	LS

Dimensions in mm / Dimensions en mm

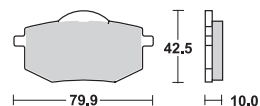
1" = 25.4 mm , 1 mm = 0.04"

◆ Selection of compound - see page 138-139/Sélectionnement de composé de friction - voir page 138-139

**YAMAHA**

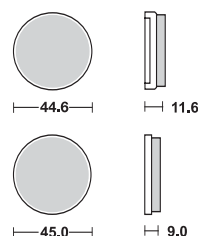
XV	250 Virago	89 - 94	HF
XV	400 Virago, SPL	88 -	HF
XV	535 Virago	88 - 95	HF

HF SBS 616

**YAMAHA**

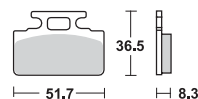
YT	125 G, H, Tri Moto	80 - 81	HF
----	--------------------	---------	----

HF SBS 617

**HONDA**

R	50 Monkey	88 -	HF
R	80 Lead	88 -	HF
NS	125	89	HF
R	125 Lead	88 -	HF
RS	125	95 -	RQ
RS	125 R	91 - 94	HF
NS	250	89	HF
RS	250 R	93 -	RQ

HF RQ SBS 618

**SYM**

50	Feel-big	98 -	HF
50	Pure	98 -	HF

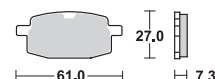
BENELLI

KB-X	50 Race		HF
------	---------	--	----

HF SBS 619

ITALJET

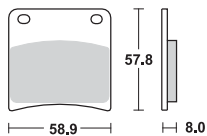
50	Scoop	93 -	HF
----	-------	------	----

**YAMAHA**

JOG-Z	50	88 - 89	HF
TZR	80	92 -	HF



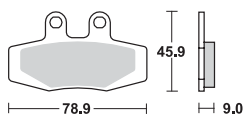
SBS 620 HF HS LS



SUZUKI

GSX 400 F	89 -	HF	
GSX 600 FJ-FK Katana	88 - 89	HF	
GSX 600 FL-FV Katana	90 - 97	HS	
GSX 750 FK-FT Katana	89 - 96	HS	
VX 800 L-P	90 - 93		LS
GSX 1100 FJ-FK	88 - 89	HF	
GSX 1100 FL-FS	90 - 95	HS	
GSX 1100 GM,GN,GP	91 - 93		LS
GL 1400 Cavalcade	87 -	HF	

SBS 621 HF



KTM

GS,EXC, Enduro Models			
EXC 125	91	HF	
GS 125	90	HF	HF
MX 125	88	HF	HF
EXC 250	90	HF	HF
GS 250	88	HF	HF
MX 250	88	HF	HF
EXC 300	90	HF	HF
EXC 350	88 - 90	HF	HF
GS 350	88 -	HF	HF
MX 350	88	HF	HF
MX 500	88	HF	HF

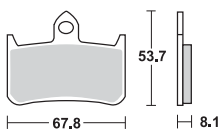
KTM

EXC 600	88	HF	HF
MX 600	88 -	HF	HF

MAICO

all models			
	89	HF	HF
all models			
	91	HF	
GP 250 all models	89	HF	HF
350	93 -	HF	HF
GP 400 all models	89	HF	HF
500	93 -	HF	HF
GP 500 all models	89	HF	HF

SBS 622 HF HS DC RS



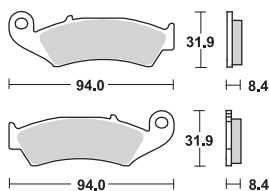
HONDA

NS 125	89	HF	
NS 250	89	HF	
NSR 250 R, SP	90	HS	
NSR 250 RJ	88 -	HF	
RS 250 R	91 - 92	DC	
NTV 400 Bros II	88	HF	
RVF 400 RR (NC35)	90 - 96	HF	
VFR 400 R	91 - 92	HS	
VTR 400 R (NC 30)	90	HS	
NTV 600 Bros I	88 -	HF	
NTV 650 Bros	88 - 97	HS	
NR 750	92 -	HS	
RVF 750 RR (RC-45)	94 - 98	HS	

HONDA

VFR 750 R	88 - 93	HS	
CB 900 Hornet	02 -	HS	
CBR 900 RR, Fireblade	92 - 95	HS	
CBR 900 RR, Fireblade	96 - 97	HS	
CB 1000 F (Big One)	93 - 97	HS	
VTR 1000 F Firestorm	97 -	HS	
CB 1300 X-4	97 -	HS	

SBS 623 HF LS RQ



HONDA

RVF 400 RR (NC35)	90 - 96	HF	
VFR 400 R	87 - 90	LS	
VTR 400 R (NC 30)	90	LS	
RVF 750 RR (RC-45)	94 - 98	LS	
VFR 750 R	88 - 93	LS	



MZ			
1000 (MUZ) S	03-	HS	
1000 (MUZ) SF	05-	HS	
1000 (MUZ) SFX	07-	HS	
1000 (MUZ) SN	05-	HS	
1000 (MUZ) ST	07-	HS	

NISSIN			
4 Piston Caliper		◆	

SUZUKI			
RGV 250	88	HS	
GSX-R 400 R	90- 95	HS	
GSX-R 750	88	HS	
GSX-R 750 F	89- 91	HS	
GSX-R 750 W	92- 93	HS	
GSX 1100 F	93-	HS	
GSX 1100 Katana	93-	HS	
GSX-R 1100 K-N	89- 92	HS	
GSF 1200 Bandit	95- 96	HS	

TRIUMPH			
600 Daytona	04	HS	
600 Speed Four	03-	HS	
TT 600	00- 03	HS	
650 Daytona	05-	HS	
750 Daytona	91- 92	HS	
900 Daytona	91- 94	HS	
900 Daytona, Sprint	94-	HS	
900 Speed Triple	94-	HS	
900 Trophy	96-	HS	
T509 900 Speed Triple	97- 98	HS	

DERBI			
1001, 1002	- 81	HF	HF
FD Yumbo	- 84	HF	
FD Yumbo Extra	- 84	HF	
FDS	- 84	HF	
FDT	- 84	HF	
75 Sport, Coppa	- 84	HF	
250 T	- 82	HF	

MALANCA			
50 Mozzi Motor	- 82	HF	

PUCH			
50 Monza Lujo	- 85	HF	

SUZUKI			
DR 600 RK Djebel	89	HF	
DR 650 R	92	HS	
DR 650 RS, RSE	90- 95	HS	
DR 650 SL,SM,SN,SP,SR, SS	90- 95	HS	
DR 750 Big	89- 90	HS	
DR 750 S, Big	88	HF	
DR 800 S, Big	90	HS	
DR-Z 800	88- 89	HS	
DR-Z 800	90	HS	



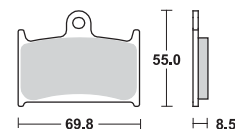
TRIUMPH			
T595 950 Daytona	96- 98	HS	
955 Daytona	99-	HS	
955 Daytona Centennial	02-	HS	
955 Speed Triple	99-	HS	
955 Sprint RS	00-	HS	
955 Sprint ST	99- 04	HS	
1000 Daytona	91- 95	HS	
1050 Sprint ST	05-	HS	
1200 Daytona	91-	HS	
1200 Trophy	96- 03	HS	
1600 Thunderbird	09-	HS	
2300 Rocket III	04-	HS	
2300 Rocket III Classic	07-	HS	
2300 Rocket III Roadster	10-	HS	

VICTORY			
1634 Hammer	08	HS	
1634 Kingpin all models	08-	HS	
1634 Vegas	08-	HS	
1634 Vegas 8-Ball	08-	HS	
1634 Vegas Jackpot	08	HS	
1731 Hammer	09-	HS	
1731 Hammer S	09-	HS	
1731 Vegas Jackpot	09-	HS	

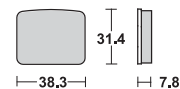
YAMAHA			
TZ 125	97-	DC	
TZ 250	90- 01	DC	
TZ 250 (Rad.cal)	02-	DC	
FZR 750 R	89- 90	HS	

PUCH			
M82 50 Cobra	- 85	HF	

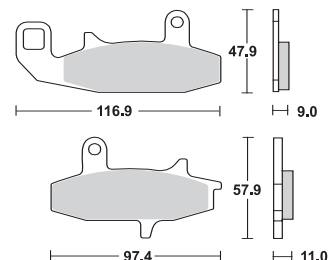
HF HS DC RS SBS 624



HF SBS 625



HF HS SBS 626



Dimensions in mm / Dimensions en mm

1" = 25.4 mm , 1 mm = 0.04"

◆ Selection of compound - see page 138-139/Sélectionnement de composé de friction - voir page 138-139



SBS 627 HF HS DC RS

BUELL

500 Blast 01 - HF

CAGIVA

900 Gran Canyon 99 - HS
1000 Navigator, T 00 - HS

HONDA

RS 125 R 91 - 94 HF
XLR 125 R 98 - HF
250 Steed 93 - HF
CB 250 92 - 05 HF
CBR 250 Nighthawk 92 - HF
CBR 250 R, RR 90 HF
CBR 250 RJ 88 HF
CN 250 Helix (Fusion) 93 - HF
VT 250 Spada 89 HF
CB-1 400 (CB 400 F) 89 - 90 HS
CBR 400 RR 87 - 89 HS
NV 400 Steed 92 - 93 HS
CB 500 94 - 96 HS
600 Steed 92 - HS
CB 600 Hornet 98 - 99 HS
CB 600 Hornet 00 - 01 HS
CB 600 Hornet 02 - 06 HS
CB 600 Hornet 07 - HS
CB 600 Hornet S 00 - HS
CBF 600 04 - 07 HS
CBR 600 F3 95 - 98 HS
VT 600 C, Shadow 94 - 00 HS
VT 600 CD Shadow VLX 94 - 00 HS
FMX 650 05 - HS
NT 650 Hawk GT 88 - 91 HS
NTV 650 Revere 88 - 93 HS
VFR 700 F Interceptor 88 - 89 HS
CB 750 N, F, Seven Fifty 92 - HS
VFR 750 F 88 - 89 HS
VFR 750 F 90 - 98 HS
PC 800 Pacific Coast 89 - 97 HS
VFR 950 F, Carat 92 - HS
CBR 1000 F 89 - 92 HS
VFR 1000 89 HS
ST 1100 90 - 02 HS
ST 1100 ABS-TCS 92 - 95 HS
VT 1100 C Shadow 94 - 96 HS
VT 1100 C2 Shadow A.C.E. 95 - HS
VT 1100 C2 Y 00 - HS
VT 1100 C3 Shadow Aero 98 - HS
VT 1100 T Shadow 98 - HS
VTX 1300 C 04 - HS
VTX 1300 S 03 - HS
GL 1500 F6 C Valkyrie 96 - 02 HS

HYOSUNG

125 V2 99 - HF
250 Aquila 00 - HF

KAWASAKI

Z 750 , ABS 07 - HS

KYMCO

250 Venox 01 - HF HF

SUZUKI

250 Impulse 95 HS
GSX 400 Impulse 94 - 96 HS
RF 400 RVC 93 - 97 HS
GSF 600 N, S Bandit 95 - 99 HS
RF 600 R 93 - 96 HS

TRIUMPH

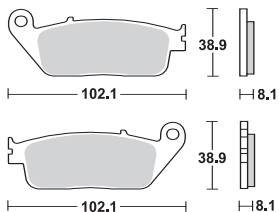
675 Street Triple 08 - HS
800 America 03 - 06 HS
800 Bonneville 01 - 04 HS
800 Bonneville America 02 - HS
800 Bonneville T100
Centennial Edition 02 - 04 HS
800 Bonneville T100
Paul Smith 06 - 08 HS
800 Speedmaster 03 - 04 HS
900 Adventurer 96 - HS
900 America 07 - HS
900 Bonneville 05 - 08 HS
900 Bonneville 09 - HS
900 Bonneville SE 09 - HS
900 Bonneville T100 05 - 08 HS
900 Bonneville T100 09 - HS
900 Legend TT 99 - HS
900 Scrambler 06 - HS
900 Speedmaster 05 - HS
900 Thruxton 04 - HS
900 Thunderbird 96 - HS
900 Thunderbird Sport 03 - HS
900 Tiger 99 - 00 HS
955 Tiger 01 - 04 HS
955 Tiger 04 - 06 HS

VOXAN

1000 Scrambler 01 - 03 HF

YAMAHA

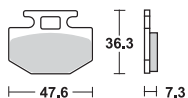
WR 125 R, XY 09 - HF
WR 250 X 08 - HS



SBS 628 HF

HONDA

Lead 80 SS 85 HF



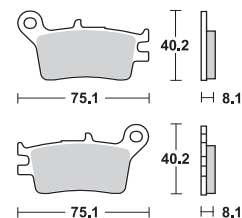
Dimensions in mm / Dimensions en mm

1" = 25.4 mm , 1 mm = 0.04"

◆ Selection of compound - see page 138-139/Sélectionnement de composé de friction - voir page 138-139

**HONDA**

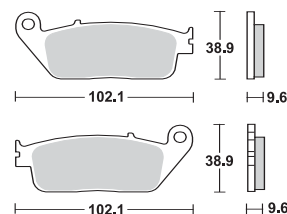
TLM 220	89-	HF
AX-1 250	90	HF
CRM 250 R	90	HF
XLR 250 R Baja	88- 90	SI
TLM 260 R	90-	HF

**HF SI RSI SBS 629****DAELIM**

125 Roadwin	04-	HF
125 Rocket	99-	HF
VL 125 Daystar	00-	HF
VT 125 Evolution	00-	HF
VT 125 Magna	97-	HF
250 Roadwin	08-	HF

TRIUMPH

900 Adventurer	96-	LS
900 Legend TT	99-	LS
900 Thunderbird	96-	LS
900 Thunderbird Sport	03-	LS
900 Tiger	99- 00	LS
955 Tiger	01- 04	LS

HF HS LS SBS 630**HONDA**

VRX 400 T Roadstar	95-	HS
DN-01 680	08-	LS
VF 750 C, CD Magna	94- 98	HS
VFR 750 F	88- 89	LS
VFR 750 F	90- 98	LS
VFR 950 F, Carat	92-	LS
CBR 1000 F	89- 92	LS
VFR 1000	89	LS
GL 1500 F6 C Valkyrie	96- 02	LS

VICTORY

1634 Hammer	08	LS
1634 Kingpin all models	08-	LS
1634 Vegas	08-	LS
1634 Vegas 8-Ball	08-	LS
1634 Vegas Jackpot	08	LS
1731 Hammer	09-	LS
1731 Hammer S	09-	LS
1731 Vegas Jackpot	09-	LS
1731 Vision all models	08-	LS

BERINGER

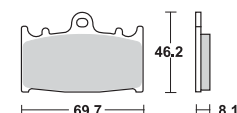
4 Piston Caliper ◆

HUSABERG

FS 400 e, c	01 - 03	RSI
FS 450 e, c	03 - 05	RSI
FS 650 e, c	01 -	RSI

KAWASAKI

ZZR 1100	90- 93	HS
ZZR 1100	94- 01	HS
ZZR 1200	02-	HS
VN 1700 Voyager	09-	HS
VN 2000	04-	HS

HF HS RSI DC RS SBS 631**KAWASAKI**

KR-1 250 S	90	HF
ZX-4 400	90	HS
ZXR 400	89- 90	HF
ZZR 400	90- 94	HS
GPZ 500	93- 95	HS
ZZR 500 (Austria)	90- 92	HS
ZZR 500 (Austria)	93-	HS
600 R, Ninja	89-	HF
ZX-6R 600 D1-D4 (ZX6)	90- 93	HS
ZX-6R 600 E1-E5 (Ninja ZX6)	93- 97	HS
ZX-6R 600 F1-F3 (Ninja ZX6R)	95- 97	HS
ZZR 600	90- 92	HS
ZZR 600	93- 05	HS
ZX-7R 750 Ninja	89- 95	HS
ZXR 750 R	89- 92	HS
ZXR 750 R	93- 95	HS
GPZ 900 R	90- 96	HS
ZX-9R 900 Ninja	94- 95	HS
ZR 1100 Zephyr	92- 95	HS
ZX 1100 D1-D5 ZX-11	93- 97	HS

MOTO-MASTER

Supermoto Racing Caliper ◆

SUZUKI

RG 125 F, Gamma	92- 96	HF
RG 200 Gamma	91-	HS
250 Cobra	90-	HS
250 Wolf	90-	HS
GSX-R 250 R	89-	HS
RGV 250	93- 95	HF
RGV 250 Gamma, M	91- 92	HF
RGV 250 K	89- 90	HF
TV 250 J	88	HF
350 Goose	92-	HF
GSF 400 Bandit	93- 97	HS
GSX 400 S, Katana	92-	HS
GSX-R 400	88- 89	HF
GSR 600	06-	HS
GSX-R 600	97- 00	HS
GSX-R 600	01- 03	HS
GSF 650 Bandit	07-	HS
GSF 650 Bandit ABS	07-	HS

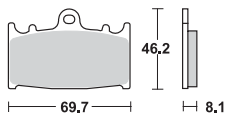
Dimensions in mm / Dimensions en mm

1" = 25.4 mm , 1 mm = 0.04"

◆ Selection of compound - see page 138-139/Sélectionnement de composé de friction - voir page 138-139



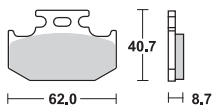
SBS 631 HF HS RSI DC RS



SUZUKI

GSF	650 S Bandit	07 -	HS
GSF	650 S Bandit ABS	07 -	HS
GSX	650 F	08 -	HS
GSX-R	750 Y	00- 03	HS
SV	1000 , S	03 -	HS
TL	1000 S V-Twin	97 -	HS
GSF	1200 Bandit	06	HS
GSF	1200 S Bandit	06	HS
GSF	1250 Bandit ABS	06	HS
GSF	1250 S Bandit ABS	06	HS
GSX	1250 FA	10 -	HS

SBS 632 HF SI RSI



CANNONDALE

MX	400	00 -	RSI
C	440 R	03 -	RSI
E	440 , A, R	03 -	RSI
S	440	03 -	HF
X	440	03 -	RSI

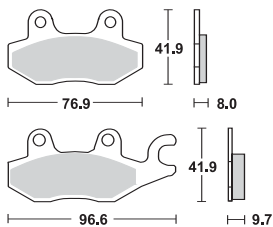
KAWASAKI

KDX	125 A, B	90 - 94	SI
KX	125 G,H,J	89 - 93	RSI
KX	125 K1	94	RSI
KDX	200 E5	93	SI
KDX	200 E6, H1-H9	94 - 99	SI
KDX	200 SR, E1-E4	89 - 92	SI
KDX	220 R A4	97 -	SI
KDX	250 SR, D1-D4	91 - 94	SI
KLX	250 D1-D4, ES	93 - 96	SI
KX	250 G1,H1-2,J1-2	89 - 93	RSI
KX	250 K1	94	RSI
KX	500 E1-E5	89 - 93	RSI
KX	500 E6-E7	94 - 95	RSI
KLX	650 A1-3, C1-4	93 - 96	SI
KLX	650 R	93 - 95	SI

SUZUKI

RM	125 K,L	89 - 90	RSI
TS	125 R	89 - 96	HF
TS	200 R	90 - 94	HF
	250 Djebel	93 -	HF
DR	250 L,M,N,EP,ER,ES	90 - 95	HF
DR	250 SL,SM,SN,SEP,SER,SES	90 - 95	HF

SBS 633 HF LS SI RSI



MZ

	125 SM, SX	99 - 01	HF
	125 SM, SX	02 -	HF
RT	125	06 -	HF HF

TRIUMPH

	750 Daytona	91 - 92	LS
	900 Daytona	91 - 94	LS
	900 Daytona Super III	94 -	LS
	900 Trophy	96 -	LS
	1000 Daytona	91 - 95	LS
	1200 Daytona	91 -	LS
	1200 Trophy	96 - 03	LS

SUZUKI

RM	250 K,L	89 - 90	RSI
----	---------	---------	-----

YAMAHA

FZR	50	92 -	HF
YD	80	89 -	HF
DT	125 X Supermotard	05 -	HF
WR	125	91 - 97	SI
YZ	125	90 - 95	RSI
DT	200 WR	91 - 93	HF
WR	200	91 - 92	SI
TT	250 R	93 -	SI
TY	250 Z (Scottish)	96 -	RSI
WR	250	90	SI
WR	250	92 - 93	SI
WR	250	94 - 97	SI
WR	250 ZB	91	SI
XG	250 Tricker	05 -	HF
YZ	250 A	90	RSI
YZ	250 WRA,WRB	90 - 91	RSI
TT	350	95 -	SI
WR	500 ZD,ZE	92 - 93	SI
TT	600 R	93 - 95	HF

VOXAN

	1000 Scrambler	01 - 03	HF
--	----------------	---------	----

YAMAHA

XTZ	750 Super Tenere		
	Left/Rear	89 - 95	HF



YAMAHA			
TZR 125	94	HF	
TZR 125 R	94 -	HF	
TZR 250	89 - 92	HF	
FZR 400 R	91 -	HS	
FZ6 600 Fazer S2	07 -	HS	
FZ6 600 Fazer S2 ABS	07 -	HS	
FZ6 600 S2	07 -	HS	
FZ6 600 S2 ABS	07 -	HS	
FZS 600 Fazer	98 - 03	HS	
FZS 600 S Fazer	01 - 03	HS	
YZF 600 R Thunder Cat	96 - 03	HS	
YZF 600 R6	99 - 02	HS	
YZF 600 R6	03 - 04	HS	
YZF 600 R6 (Rad.cal)	05	HS	
YZF 600 R6 (Rad.cal)	06 -	HS	
YZF 750 R7 OW02	99 -	HS	
TDM 900	02 -	HS	
FZ1 1000 Fazer	06 -	HS	
FZS 1000 Fazer	01 - 05	HS	

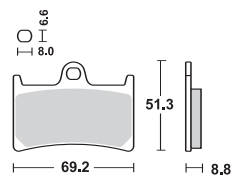
SUZUKI			
RG 125 F, Gamma	92 - 96	HF	
200 Wolf	92 -	HF	
RG 200 Gamma	91 -	LS	
DR 600 RK Djebel	89	HF	
DR 650 R	92	LS	
DR 650 RS, RSE	90 - 95	LS	
DR 650 SL,SM,SN,SP,SR,SS	90 - 95	LS	
DR 750 Big	89 - 90	LS	
DR 800 S, Big	90	LS	

BETA			
SR 34	89	HF	
TR 34	92 -	HF	
TR 36	92 -	HF	
50 Super Trial	92	HF	
MX 50 Enduro	92	HF	
TRIAL 125	97 -	HF	
240 Super Trial	92	HF	
ALP 240	92	HF	
250 Zero	91 -	HF	
ALP 250	92	HF	
260 Synt	92	HF	

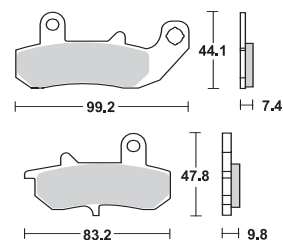
YAMAHA			
YFS 200 U-P Blaster	88 - 02	SI	



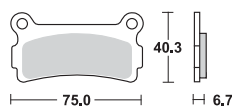
YAMAHA			HF	HS	DC	RS	DS	SBS 634
YZF 1000 R Thunder Ace	96 -	HS						
YZF 1000 R1	98 - 01	HS						
YZF 1000 R1	02 - 03	HS						
YZF 1000 R1 (Rad.cal)	04 - 06	HS						
YZF 1000 R1 SP (Rad.cal)	06	HS						
BT 1100 Bulldog	02 -	HS						
FJR 1300	01 -	HS						
FJR 1300 ABS	03 - 05	HS						
XJR 1300	99 - 01	HS						
XJR 1300	02 -	HS						
XJR 1300 SP	01	HS						
1700 MT-01 (Rad.cal)	05 - 06	HS						
XV 1700 PC Road Star Warrior	03 -	HS						
XV 1700 Road Star Warrior	02	HS						
XV 1900 Midnight Star	06 -	HS						



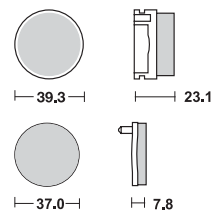
YAMAHA			HF	LS	SBS 635
DT 125 Tenere Scout	90 -	HF			
DTZ 125 Tenere	90 -	HF			



BETA			HF	SBS 636
260 Zero	91 -	HF		
TR 260 34,35,ZERO	89 - 92	HF		



YAMAHA			HF	SI	RSI	SBS 637
YFS 200 U-P Blaster	88 - 02	SI				

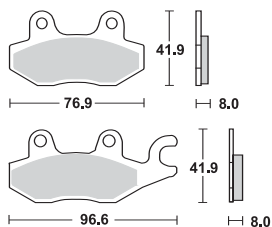


Dimensions in mm / Dimensions en mm
1" = 25.4 mm , 1 mm = 0.04"

◆ Selection of compound - see page 138-139/Sélectionnement de composé de friction - voir page 138-139



SBS 638 HF HS LS SI RSI



AEON			
125 Overland	02-		SI
180 Overland	02-		SI
180 Roadster	02-		SI

ARCTIC CAT			
50 DVX	06-		SI
90 DVX	06-		SI

CAGIVA			
500 Canyon	99-		LS
600 Canyon	95-		LS
900 Canyon I.E.	97-		LS
900 Elefant I.E.	91-		LS
900 Gran Canyon	99-		LS
1000 Navigator, T	00-		LS

HONDA			
CA 250 Rebel	90-		HF

JINCHENG			
JC 125 2A/3A	97-		HF

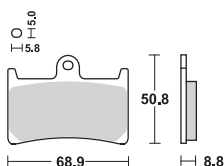
KAWASAKI			
BN 125 Eliminator A3	00-		HF
250 R Ninja	08-		HF HF
KLF 300 C1-C17 Bayou			
Right	89- 05		SI
KLF 400 B1-B7 Bayou Right	93- 99		SI
KLR 650	08-		LS
KVF 650 Brute Force 4x4i			
(F_, G_, H_) Right	05-		SI
KRF 750 Teryx 4x4 Right	08-		SI
KVF 750 Brute Force 4x4i			
(A_, B_, C_, D_, E_, F_) Right	05-		SI

KREIDLER			
125 Florett D	07-		HF
125 Florett RMC-F	07-		HF

MOTOR UNION			
HK 250 Haoke	97-		HF

SUZUKI			
LT-F 300 King Quad Right	02-		SI
LT-R 450 Right	06-		SI
LT-A 500 FY Quadmaster			
Right	00-		SI
LT-F 500 F Left	98-		SI

SBS 639 HF



YAMAHA			
FZR 250 R	89-		HF
R1-Z 250	90-		HF

SUZUKI

DR 800 S, Big	91 - 95		LS
DR 800 ST Big	96-		LS

TRIUMPH

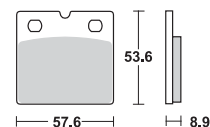
750 Trident Left/Rear	91 -	HS	LS
900 Bonneville	05 - 08		LS
900 Bonneville T100	05 - 08		LS
900 Daytona, Sprint	94-		LS
900 Daytona, Sprint			
Left/Rear	93	HS	LS
900 Speed Triple	94-		LS
900 Tiger Left/Rear	93 - 98	HS	LS
900 Trident Left/Rear	91 -	HS	LS
900 Trophy Left/Rear	91 - 95	HS	LS
955 Tiger	04 - 06		LS
1000 Trophy Left/Rear	91 - 95	HS	LS
1050 Tiger	07 -		LS
1050 Tiger SE (Rad.cal)	09 -		LS
1200 Trophy Left/Rear	91 - 95	HS	LS

YAMAHA

FZR 50	90 -		HF
YBR 250	07 -		HF
YXR 450 Rhino Right	06 -		SI
YZF 450 S Left/Rear	04 - 05		SI
YZF 450 S Left/Rear	06 -		SI
660 Rhino Right	05 -		SI
YFM 700 R Raptor Right	06 - 08		SI
YFM 700 RY	09 -		SI
YXR 700 Rhino Left/Rear	08 -		SI SI
XTZ 750 Super Tenere Right	89 - 95		HF

**BMW**

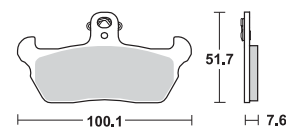
K75	750	90	HS
K75	750 RT	91 -	HS
R80	800 R	93 -	HS
K100	1000 LT ABS	89	HS
K100	1000 RS ABS	88 - 89	HS
R100	1000 RS	93 -	HS

HF HS SBS 640**PRILIA**

125	Tuareg Rally	90 -	HF
RX	125	90 -	HF
RX	125	91	HF
RX	125	91 - 92	HF
350	Tuareg	88 - 89	HF
350	Tuareg Wind	90 -	HF
600	Pegaso	90 -	HF
600	Tuareg	88 -	HF
600	Tuareg Wind	90 -	HF

CAGIVA

125	Freccia C 12 R	91 -	HF
125	Mito	91 - 92	HF
125	W 8	96 -	HF
K7	125	91 -	HF
N1	125	96 -	HF
N90	125	91 -	HF
350	W 12	92 -	HF
600	W 16	95 -	HF
750	Elefant Bifaro	90 -	HF

HF SBS 641**CAGIVA**

50	Super City	93 -	HF
80	Super City	94 -	HF

MOTO-MORINI

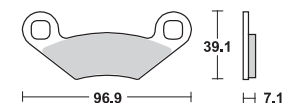
350	Dart	90 -	HF
400	Dart	90 -	HF

CAN-AM

DS	450	08 -	SI
----	-----	------	----

POLARIS

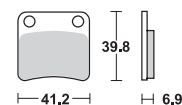
600	Sportsman	03 -	ATS
700	Sportsman	02 -	ATS
700	Sportsman MV 700	05 -	ATS
800	RZR	08 -	ATS
800	Sportsman	05 -	ATS

HF SI RSI ATS SBS 642**POLARIS**

250	Trail Boss	88 - 90	ATS
300	Sportsman 4x4	08 -	ATS
325	Xpedition	00 - 01	ATS
325	Xpedition	02 -	ATS
330	E Trail Blazer	08 -	ATS
450	Outlaw MXR	08 -	ATS
500	E Scrambler 2x4, 4x4	08 -	ATS
500	Revolver	06 -	ATS
500	Sportsman HO	03 -	ATS

POLARIS

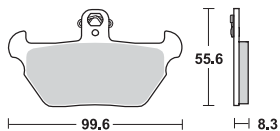
250	Cyclone	87	HF
250	Trail Boss	88 - 90	HF

HF SBS 643

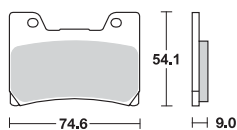
Dimensions in mm / Dimensions en mm

1" = 25.4 mm , 1 mm = 0.04"

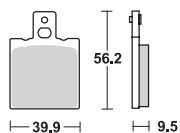
◆ Selection of compound - see page 138-139/Sélectionnement de composé de friction - voir page 138-139

**SBS 644 HF HS****BMW**

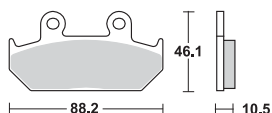
R80	800 R	91 -	HS
K1	1000	89	HS
K100	1000 LT	92 -	HS
K100	1000 RS	90 -	HS
R100	1000 R	91 -	HS
R100	1000 R	92 -	HS
K1100	1100 LT/SE	92 -	HS
K1100	1100 RS	93 -	HS
R1100	1100 RS	93	HS

SBS 645 HF HS**YAMAHA**

FZR	500 R (Austria)	90 - 91	HS
FZR	600 R	90 - 91	HS
TDM	850	96 - 01	HS
FZR	1000 EX UP	90 - 91	HS
V-MAX	1200 SPL,E,EC,F,FC,G, GC,H,HC,J,JC	93 - 03	HS

SBS 646 HF**HONDA**

CRM	125 , R	90 - 98	HF
NSR	125 F, R	90 - 92	HF
NSR	125 R, Italy	89 -	HF

SBS 647 HF HS**CAGIVA**

	500 Canyon	99 -	HS
	900 Canyon I.E.	97 -	HS
	900 Elefant I.E.	91 -	HS

HONDA

CB	125 TT	90	HF
NX	500 Dominator (Austria)	88 - 92	HS
VT	600 C, Shadow	88 - 93	HS
XL	600 V, Transalpino	91 - 93	HS
NX	650 Dominator J-K	88 - 92	HS
XR	650 Africa Twin	88 - 89	HS
GL	1500 A, SE, I Gold Wing	94 -	HS
GL	1500 Gold Wing, Gold Wing SE	88 -	HS

HONDA

GLX	1500	88 -	HF
-----	------	------	----



SUZUKI			
RM	125 M,N,PR,S	91 - 95	RSI
DR-Z	250	01 -	SI
RM	250 M,N,PR,S	91 - 95	RSI
RMX	250 K,L,M,N,PR,S	89 - 95	RSI
RMX	250 T-W	96 - 98	RSI
DR	350 L,M,N,PR,S	90 - 99	HF
DR	350 S,SH,SL,SM,SN, SP,SR,SE	90 - 96	HF
DR	350 V, W, X	97 -	SI
DR	650 SE T-W	96 -	HF

YAMAHA			
YZ	125	96 - 97	RSI

ARCTIC CAT			
	400 DVX	04 -	SI

HYOSUNG			
TE	400	05 - 06	SI
TE	450	07 -	SI

KAWASAKI			
KFX	400	02 -	SI

SUZUKI			
LT	250 RJ-RR	88 - 94	SI
LT-Z	400 Quad Sport	02 -	SI
LT-R	450 Left/Rear	06 -	SI

YAMAHA			
	400 Artesia	91 -	HS
XT	500 E (Austria)	90 - 96	HS
XT	600 E	90 -	HS
XT	600 K	91 -	HS
XTZ	660 Tenere	91 - 98	HS

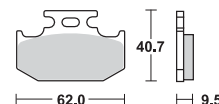
APRILIA			
	125 Pegaso	92 -	HF
	125 Tuareg Rally	92	HF
MX	125	04 -	HF
MX	125 Supermoto	07 -	HF
SX	125	08 -	HF
	600 Pegaso	90 -	HF
	650 Pegaso	92 - 94	HF

CAGIVA			
WMX	50	89 -	HF



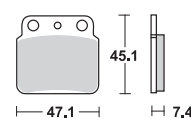
YAMAHA			
YZ	250 B1-J1	91 - 97	RSI
WR	400 F	98	SI
YZ	400 F	98	RSI

HF SI RSI SBS 648

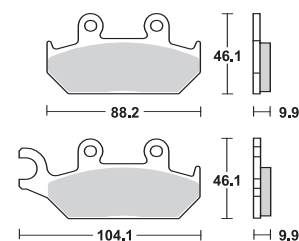


SUZUKI			
LT	500 RH-RR	87 - 95	SI

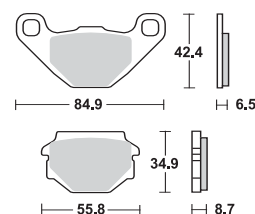
HF SI RSI SBS 649



HF HS SBS 650



HF SBS 651



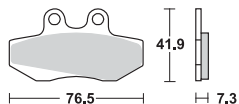
Dimensions in mm / Dimensions en mm

1" = 25.4 mm , 1 mm = 0.04"

◆ Selection of compound - see page 138-139/Sélectionnement de composé de friction - voir page 138-139



SBS 652 HF



APRILIA

125 Classic	96 -	HF
125 Pegaso	90 - 91	HF
125 Red Rose	90 -	HF
125 Tuareg Rally	92	HF
125 Tuareg Wind	90 -	HF

HRD

50 GS Enduro	00 - 02	HF
125 Supermotard	00 - 02	HF
125 Trail	00 - 02	HF

ITALJET

SM 125	02 -	HF
--------	------	----



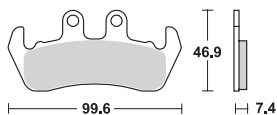
RIEJU

MRX 125	03 -	HF
SMX 125	03 -	HF

SIMSON

125 SM	01 -	HF
--------	------	----

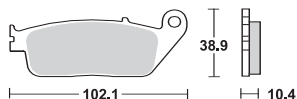
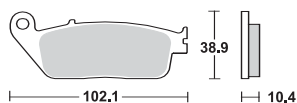
SBS 653 HF



YAMAHA

DT 125 Tenere Scout	90 -	HF
DTZ 125 Tenere	90 -	HF

SBS 654 HF HS LS



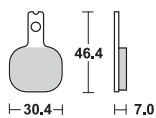
HONDA

VTR 250	98 -	HF
CB 400 Super Four	92 - 95	HS
NTV 650	94 -	HS
ST 1100	90 - 02	LS
ST 1100 ABS-TCS	92 - 95	LS

YAMAHA

1700 MT-01 (Rad.cal)	05 - 06	LS
1700 MT-01 (Rad.cal)	07 -	LS

SBS 655 HF DC



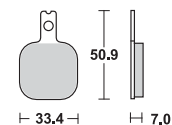
1 set = 6 pcs.

ISR CALIPERS

2 Piston (22-036)	◆
4 Piston (22-043)	◆
6 Piston Racing Caliper, small	◆

**HARRISON/BILLET CALIPERS**

Mini-6

**ISR CALIPERS**6 Piston Racing
Caliper, large**HF DC****SBS 656**

1 set = 6 pcs.

HONDA

CBR 400 F	92 -	LS
CBF 500	04 -	LS
CBF 500 ABS	04 -	LS
CB 600 Hornet	98 - 99	LS
CB 600 Hornet	00 - 01	LS
CB 600 Hornet	02 - 06	LS
CB 600 Hornet (Japan)	98 -	LS
CB 600 Hornet ABS	07 -	LS
CB 600 Hornet S	00 -	LS
CBF 600	04 - 07	LS
CBF 600 N	08 -	LS
CBF 600 S	08 -	LS
CBR 600 F, Super Sport	91 - 94	LS
CBR 600 F3	95 - 98	LS
CBR 600 F4, F4 Sport	99 -	LS
CBR 600 RR	03 - 04	LS
CBR 600 RR (Rad.cal)	05 - 06	LS
FMX 650	05 -	LS
NT 650 V Deauville	01	LS
XL 700 Transalp	08 -	LS
CB 750 N, F, Seven Fifty	92 -	LS
NR 750	92 -	LS
CB 900 Hornet	02 -	LS
CBR 900 RR Fireblade	98 - 99	LS
CBR 900 RR Fireblade	00 - 01	LS
CBR 900 RR Fireblade	02 - 03	LS
CBR 900 RR, Fireblade	92 - 95	LS
CBR 900 RR, Fireblade	96 - 97	LS
CB 1000 F (Big One)	93 - 97	LS
CBF 1000	06 -	LS
CBF 1000 Limited Edition	09 -	LS
CBR 1000 RR Fireblade (Rad.cal)	04 - 05	LS
VTR 1000 F Firestorm	97 -	LS
VTR 1000 SP-1, SP-2	00 -	LS
VT 1100 C2 Shadow A.C.E.	95 -	LS
VT 1100 C2 Y	00 -	LS
VT 1100 C3 Shadow Aero	98 -	LS
VT 1100 T Shadow	98 -	LS
VTX 1300 C	04 -	LS
VTX 1300 S	03 -	LS

KAWASAKI

Z 750 , ABS	07 -	LS
KLV 1000 Left/Rear	04 -	LS
Z 1000	07 - 09	LS
Z 1000 (Rad.cal)	10 -	LS

SUZUKI

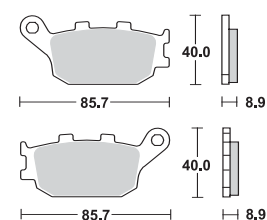
650 Gladius Left/Rear	09 -	LS
-----------------------	------	----

SUZUKI

DL 650 V-Strom Left/Rear	04 -	LS
GSF 650 Bandit	07 -	LS
GSF 650 Bandit / S Bandit Left/Rear ABS	06	LS
GSF 650 Bandit ABS	07 -	LS
GSF 650 S Bandit	07 -	LS
GSF 650 S Bandit ABS	07 -	LS
GSX 650 F	08 -	HF
SV 650 ,S Left/Rear	03 -	LS
DL 1000 V-Strom Left/Rear	02 -	LS
SV 1000 , S	03 -	LS
GSF 1200 Bandit	06	LS
GSF 1200 S Bandit	06	LS
GSF 1250 Bandit ABS	06	LS
GSF 1250 S Bandit ABS	06	LS
GSX 1250 FA	10 -	HF
1300 B-King	07	LS

YAMAHA

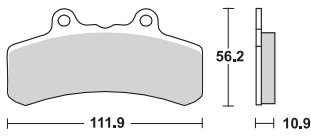
FZ6 600	04 -	LS
FZ6 600 Fazer	04 -	LS
FZ6 600 Fazer S2	07 -	LS
FZ6 600 Fazer S2 ABS	07 -	LS
FZ6 600 S2	07 -	LS
FZ6 600 S2 ABS	07 -	LS
XJ6 600 Diversion	09 -	LS
YZF 600 R6	03 - 04	LS
YZF 600 R6 (Rad.cal)	05	LS
YZF 600 R6 (Rad.cal)	06 -	LS
FZ1 1000 Fazer	06 -	LS
YZF 1000 R1 (Rad.cal)	04 - 06	LS
YZF 1000 R1 (Rad.cal)(4-pad)	07 - 08	LS
YZF 1000 R1 (Rad.cal)(4-pad)	09 -	LS
YZF 1000 R1 SP (Rad.cal)	06	LS

HF LS RQ**SBS 657**

Dimensions in mm / Dimensions en mm

1" = 25.4 mm , 1 mm = 0.04"

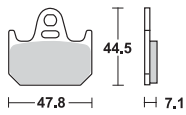
◆ Selection of compound - see page 138-139/Sélectionnement de composé de friction - voir page 138-139

**SBS 658 HF****BUELL**

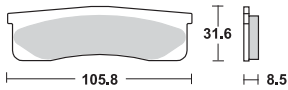
	all models	94 - 97	HF
RS	1200		HF

PERFORMANCE MACHINE

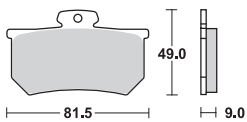
	125 X 6	◆
	137 X 6	◆

SBS 659 HF RQ**YAMAHA**

TZ	125	97 -	RQ
TZ	250	90 - 01	RQ
TZ	250 (Rad.cal)	02 -	RQ
TZR	250 R	94	HF

SBS 660 RS RQ**A.P. RACING CALIPERS**

	6 Piston 3366/3367	
	Series	◆

SBS 661 RS RQ**A.P. RACING CALIPERS**

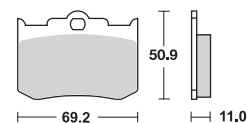
	CP-3485-8S0/9S0	◆
	CP-3569-4S0/5S0	◆
	CP-3586-4S0/5S0	◆

**PERFORMANCE MACHINE****HF RS RQ****SBS 662**

124 X 4HR



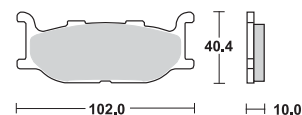
137 X 4

**YAMAHA****HF HS****SBS 663**

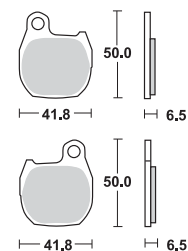
FZX	250 Zeal	91 - 92	HS
SRV	250	92 - 97	HS
XJ	400 Diversion	91 -	HS
XV	535 DX Virago	98 - 03	HS
XV	535 S Virago	96 - 03	HS
XJ	600 N	91 - 97	HS
XJ	600 S Diversion	91 - 97	HS
XVS	650 A Drag Star Classic	98 -	HS
XVS	650 Drag Star	97 -	HS
XV	750 Virago	94 -	HS
XJ	900 S, Diversion	94 - 03	HS
XVS	950 A Midnight Star	09 -	HS
XV	1100 Virago	94 - 98	HS

YAMAHA

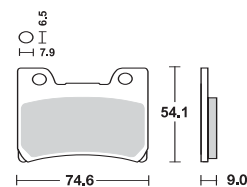
XVZ	1300 TF Royal Star		
	Venture	99 -	HS
XV	1600 A Wild Star	99 -	HS

**HONDA****HF****SBS 664**

TLM	220	89 -	HF
TLM	260 R	90 -	HF

**YAMAHA****HF HS****SBS 665**

FZR	600 R	92 - 95	HS
FZR	1000 EX UP	92 - 93	HS



Dimensions in mm / Dimensions en mm
 1" = 25.4 mm , 1 mm = 0.04"

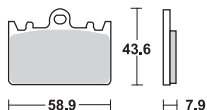
◆ Selection of compound - see page 138-139/Sélectionnement de composé de friction - voir page 138-139



SBS 666 HF HS RS

KAWASAKI

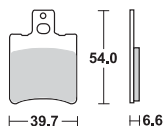
ZXR 400 L1-L5 91 - 02 HS



SBS 667 HF

TOMOS

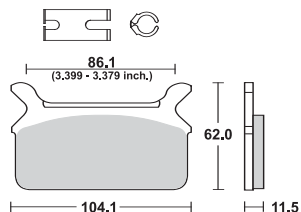
MC 50 Senior Pro 04 - HF HF



SBS 668 HF LS

HARLEY DAVIDSON

FLT Series 88 - 99 LS
 FLT/H Series 86 - 87 LS
 FLHS 1340 Electra Glide Sport 90 LS
 FLHTC 1340 Electra Glide Classic 90 - 99 LS
 FLHTC 1340 Ultra Classic 90 - 99 LS
 FLST 1340 Heritage Softail 88 - 99 LS
 FLTC 1340 Tour Glide Classic 90 LS



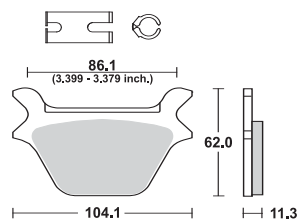
SBS 669 HF LS

HARLEY DAVIDSON

XLH Series 88 - 99 LS
 XLH 883 Sportster 87 - 89 HF
 XLH 883 Sportster 90 - 99 HF
 XLH 1100 87 - 88 LS
 XLH 1200 Sportster 90 - 99 LS
 FLHT 1340 Electra Glide Classic 87 - 99 LS
 FLHTC 1340 Electra Glide Classic 93 LS
 FLSTC 1340 Heritage Softail Cl. 90 - 99 LS
 FLSTF 1340 Fat Boy 90 - 99 LS
 FLSTN 1340 Heritage Softail Nost. 93 - 99 LS
 FXDB 1340 Dyna Glide Daytona 91 - 99 LS
 FXDB 1340 Dyna Glide Sturgis 91 - 99 HF
 FXDB 1340 Sturgis 91 - 99 LS
 FXDL 1340 Dyna Low Rider 93 - 99 LS

HARLEY DAVIDSON

FXDWG 1340 Dyna Wide Glide 93 - 99 LS
 FXE 1340 82 HF
 FXLR 1340 Low Rider Custom 87 - 88 LS
 FXLR 1340 Low Rider Custom 93 - 99 LS
 FXR 1340 87 - 88 LS
 FXR 1340 Super Glide 90 - 99 LS
 FXRS 1340 Low Rider Sport 87 - 99 LS
 FXRS 1340 Low Rider Sport Ed. 90 - 99 LS
 FXRS 1340 Low Rider, Convert. 90 - 99 LS
 FXRT 1340 Sport Glide 90 - 99 LS
 FXSTC 1340 Softail Custom 88 - 99 LS
 FXSTS 1340 Springer Softail 90 - 99 LS
 FXWG 1340 87 - 88 LS

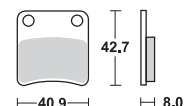


**HONDA**

	50 Giorno	92 - 94	HF
	50 Jazz	92 -	HF
GP	50 Dio	89 - 90	HF
SC	50 1-ZX	92 -	HF
SP	50	92 -	HF

HF

SBS 670

**ALFER**

VRE	125 4-stroke	00 -	SI
VR	250 Cross	99 -	RSI
VR	250 Enduro	99 -	SI
VR	250 No Limit	99 -	RSI
VR	250 Supermotard	99 -	RSI

GAS GAS

	300 Wild HP	03 -	SI	SI
EC	300	99	SI	
	450 Wild HP	03 -	SI	SI
	515 Wild HP	09 -	SI	SI

HF

HS

LS

SI

RSI

CS

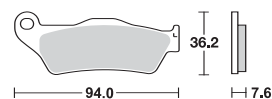
SBS 671

APRILIA

MX	125	04 -	HF
MX	125 Supermoto	07 -	HF
RX	125	97 -	HF
RX	125 Enduro	08 -	HF
RX	125 Supermotard	08 -	HF
SX	125	08 -	HF
RST	1000 Futura	01 -	LS

HIGHLAND

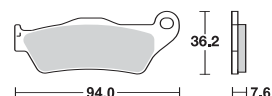
	450 MX	06 -	RSI
	950 V2 Motard	00 -	HF
	950 V2 Outback	99 -	HF

**BENELLI**

BX	449 Cross	07 -	RSI
BX	505 Enduro	08 -	SI

HONDA

NX	500 Dominator (Austria)	97 -	HS
NX	650 Dominator	97 -	HS

**BMW**

G	450 Enduro	08 -	SI
	1200 HP2 Enduro	06 -	LS
	1200 HP2 Sport	08 -	LS

HUSABERG

	all models	93 -	SI
FC	400	99 - 02	RSI
FE	400 ,S,E	99 - 03	SI
FC	450	03 -	RSI
FE	450	09 -	SI
FE	450 e	04 -	SI
FX	450 e	03 -	RSI
FC	470 , e	01 - 02	RSI
FX	470 e	01 - 02	RSI
FC	501	99 - 01	RSI
FE	501 ,S,E	99 - 04	SI
FC	550	01 -	RSI
FE	550 e	04 -	SI
FE	570	09 -	SI
FC	600	99 - 01	RSI
FE	600 ,S,E	99 - 02	SI
FE	650 e	01 -	SI
FX	650 e	01 -	RSI

BREMBO RACING CALIPERS

Floating Motocross
Caliper 22.5930.62 ◆

CAGIVA

	900 Elefant	93 -	HF	HF
--	-------------	------	----	----

CCM

	450 MX	08 -	RSI
604	600 RS	01	HF
604E	600 Sport	99 - 01	SI
604E	600 Supermoto	99 - 01	SI
C25	600	96 - 98	SI
	644 DS	02 -	HF
	644 R30	02 -	HF

HUSQVARNA

CR	125	96 - 04	RSI
CR	125	05 -	RSI
SM	125 Supermotard, S	99 -	HF
WR	125	96 -	SI
WRE	125	96 -	SI
CR	250	96 - 04	RSI
CR	250	05	RSI
TC	250	02 - 03	RSI
TC	250	04 -	RSI
TE	250	02 -	SI
WR	250	96 -	SI
TE	350	96 -	SI
WR	360	98 -	SI
TE	400	01 -	SI
TE	410	96 -	SI
TC	450	02 - 03	RSI
TC	450	04 -	RSI

FACTORY

YR	250	99 -	SI
----	-----	------	----

GAS GAS

	50 Wild HP	04 -	SI	SI
EC	125	97 - 99	SI	
	200 Wild HP	08 -	SI	SI
EC	200	99	SI	
	240 Wild HP	04 -	SI	SI
	250 Wild HP	08 -	SI	SI
EC	250	97 - 99	SI	
MC	250	97 - 99	RSI	

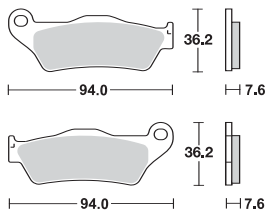
Dimensions in mm / Dimensions en mm

1" = 25.4 mm , 1 mm = 0.04"

◆ Selection of compound - see page 138-139/Sélectionnement de composé de friction - voir page 138-139



SBS 671 HF HS LS SI RSI CS HUSQVARNA



TE	450	02-	SI
TC	510	02- 03	RSI
TC	510	04-	RSI
TE	510	02-	SI
TE	510 Centennial	04- 05	SI
TC	570	01-	RSI
TE	570	01-	SI
TC	610	96-	RSI
TE	610 Rallye	96-	RSI
TE	630	10-	HS

KRAM-IT

GS	250	97-	SI
MX	250	97-	SI
SM	250	97-	SI

KTM

	most models	94-	SI
	125 SuperMoto	00-	HF
EXC	125 Enduro	99- 03	SI
EXC	125 Enduro	04-	SI
EXE	125	00-	HF
GS	125	92-	SI
LC2	125	99-	HF
MX	125	92- 93	SI
SX	125	96- 03	RSI
SX	125	04-	RSI
SX	144	07- 08	RSI
SX	150	09-	RSI
EXC	200 Enduro	99- 03	SI
EXC	200 Enduro	04-	SI
SX	200	03- 04	RSI
EXC	250 Enduro	99- 03	SI
EXC	250 Enduro	04-	SI
EXC	250 Enduro 4T	99- 03	SI
EXC	250 Enduro 4T	04- 06	SI
EXC-F	250 Enduro	07-	SI
MX	250	92- 93	SI
SX	250	96- 02	RSI
SX	250	03-	RSI
SX-F	250	06-	RSI
EXC	300	93- 96	SI
EXC	300 Enduro	99- 03	SI
EXC	300 Enduro	04-	SI
MX	300	92-	SI
MX	360	96- 97	SI
SX	360	96- 97	RSI
XC	360	96- 97	SI
EXC	380 Enduro	99	SI
MX	380	98-	SI
SX	380	98- 02	RSI
XC	380	98-	SI
EXC	400 Racing	00- 03	SI
EXC	400 Racing	04-	SI
LC4	400	93-	SI
LC4-E	400 Enduro	99-	SI
SC	400	99-	SI
SX	400 Racing	00- 02	RSI
SXC	400 Tiainen Replica	99- 00	SI
EXC	450 Racing	04-	SI
SX	450	03-	RSI
XC-F	450	08-	RSI
MX	500	92- 93	SI
SX	505 Racing	07-	RSI
XC-F	505	09-	RSI
EXC	520 Racing	00- 02	SI
SX	520 Racing	00- 02	RSI
EXC	525 Racing	03	SI

KTM

EXC	525 Racing	04-	SI
SX	525 Racing	03	RSI
SX	525 Racing	04- 06	RSI
EXC	530 Racing	08-	SI
SXC	540 Tiainen Replica	99- 00	SI
LC4	600 Six Days	92-	SI
LC4	620 Competition	99-	SI
LC4	620 Competition SuperMoto	00-	HF
LC4	620 RXC	95	SI
LC4	620 Supercompetition	01-	HF
SC	620	99-	SI
SX	620	95- 99	RSI
LC4	625 SC Supermoto	02- 04	HF
SXC	625	03- 04	HF
LC4	640 Adventure	99- 04	HF
LC4-E	640 Enduro	99-	HF
LC4-E	640 Supermoto	99- 02	HF
LC4	660 Rallye	01-	HF
	950 R Superenduro	06-	LS
	950 SM	05-	LS
	950 SM R	07-	LS
	990 Adventure, Adventure S	06-	LS
	990 Supermoto	07-	LS
	990 Supermoto T	09-	LS

MAICO

	250 Motocross/Enduro	99-	SI
	500 Motocross/Enduro	99-	SI
	500 Supermotard	99-	HF

MOTO-GUZZI

ES	1100 Quota	99-	HF
	1200 Griso 8V	07-	LS
	1200 Norge	06-	LS
	1200 Sport	07- 08	LS
	1200 Stelvio	08-	LS

MOTO-MORINI

	1200 Granferro	10-	LS
	1200 Granpasso	08-	LS
	1200 GT	10-	LS
	1200 Scrambler	09-	LS

PRAGA

ED	250	99-	SI
CD	610	99-	SI

RIEJU

MRX	250 Marathon	10-	SI
MRX	450 Marathon	08-	SI

SHERCO

SE	250 2.5i Enduro	06-	SI
SX	250 2.5i-F	09-	RSI
SE	300 3.0i-F	10-	SI
SE	450 4.5i Enduro	04	SI
SE	450 4.5i Enduro	05-	SI
SE	510 5.1i Enduro	06-	SI

TM

	80 Cross	96- 00	RSI
	85	01-	RSI
	125	96- 00	RSI
	125	01- 04	RSI
	125	05-	RSI
	125 Enduro	01- 04	SI



TM			
125 Enduro	05-	SI	
250	01- 04	RSI	
250	05-	RSI	
250 E	95- 00	RSI	
250 Enduro	01- 04	SI	
250 Enduro	05-	SI	
250 F	01- 04	RSI	
250 F	05-	RSI	
250 F Enduro	00	SI	
250 F Enduro	01- 04	SI	
250 F Enduro	05-	SI	
300	98- 00	RSI	
300	01- 04	RSI	
300	05-	RSI	
300 Enduro	01- 04	SI	
300 Enduro	05-	SI	
320	96- 97	RSI	
400 F	00	RSI	
400 F	01	RSI	
400 F Enduro	01	SI	
450 F	02- 04	RSI	
450 F	05-	RSI	
450 F Enduro	02- 04	SI	
450 F Enduro	05-	SI	
530 F	01- 04	RSI	
530 F	05-	RSI	
530 F Enduro	01- 04	SI	
530 F Enduro	05-	SI	

BETA			
TR 34	92-	HF	
TR 36	92-	HF	

CAGIVA			
50 Prima	93-	HF	
80 Prima	92-	HF	

APRILIA			
650 Moto	95-	HF	
650 Pegaso	95-	HF	
650 Pegaso i.e.	01-	HF	
650 Pegaso i.e. Tuscany			
Tibet Raid	04-	HF	
650 Pegaso Trail	06-	HF	
650 Starck	96-	HF	
ETV 1000 Caponord	01-	HS	
ETV 1000 Caponord Rally Raid	04-	HS	

BMW			
F 650 , ST	94- 00	HF	
F 650 CS Scarver	02- 06	HS	
F 650 GS	08-	HS	
F 650 GS Dakar	01- 07	HF	
F 650 GS, Rallye	01- 07	HF	
G 650 Xchallenge	07-	HS	
G 650 Xcountry	07-	HS	
F 800 GS	08-	HS	
1200 HP2 Enduro	06-	HS	

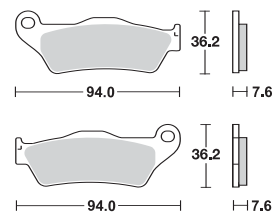
VERTEMATI			
C 500 Cross	02-	RSI	
E 501 Enduro	02-	SI	
S 501 Supermotard	02-	HF	

VOR			
400 Cross	00- 01	RSI	
400 Enduro	00- 01	SI	
EN 400	02-	SI	
MX 400	02	RSI	
EN 450	02-	SI	
MX 450	02-	RSI	
500 492 Enduro	99	SI	
500 495 Cross	99	RSI	
EN 530	02-	SI	
MX 530	02-	RSI	

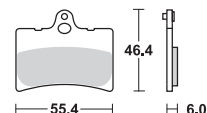
WRM			
450 MX	06-	RSI	

YAMAHA			
YZF 125 R	08-	HF	
TT 600 E,S	96-	HF	
TT 600 R	93- 95	HF	
TT 600 R	98-	HF	
XT 660 Z Tenere	08-	HS	

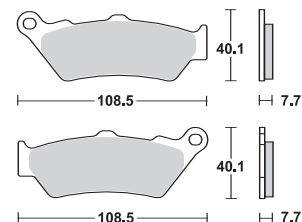
HF	HS	LS	SI	RSI	CS	SBS 671
----	----	----	----	-----	----	---------



HF	HS	LS	SI	RSI	CS	SBS 672
----	----	----	----	-----	----	---------



HF	HS	LS	SI	RSI	CS	SBS 674
----	----	----	----	-----	----	---------



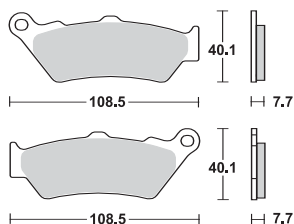
DUCATI			
620 Multistrada	05-	HS	
695 Monster	07-	HS	
800 Monster S2R	05-	HS	
1000 Biposto	07-	HS	
1000 GT	05-	HS	
1000 GT Touring	09-	HS	
1000 Paul Smart	05-	HS	
1000 Sport	05-	HS	

HONDA			
CB 500	97-	HS	
CB 500 S	98-	HS	
NT 650 V Deauville	98- 00	HS	
NT 650 V Deauville	01	HS	
SLR 650	97-	HS	
SX 650 Vigor	99- 02	HS	

KTM			
LC4 640 Adventure	05-	HF	
690 Enduro	08-	HS	

Dimensions in mm / Dimensions en mm
 1" = 25.4 mm , 1 mm = 0.04"

◆ Selection of compound - see page 138-139/Sélectionnement de composé de friction - voir page 138-139


SBS 674 HF HS LS

KTM

	690 Enduro R	09 -	HS
	950 R Superenduro	06 -	HS
LC8	950 Adventure	02 -	HS
	990 Adventure, Adventure S	06 -	HS

MOTO-GUZZI

	940 Custom	07 -	LS
	1100 California EV	06 -	LS
	1100 California EV Touring	06 -	LS
	1100 California Jackal	00	HF
	1100 California Jackal	01 -	LS
	1100 California Jackal Basic	00	HF
	1100 California Jackal Basic	01 -	LS
	1100 California Special	99 - 00	HF
	1100 California Special	01 -	LS
	1100 California Special Sport Alloy	02 -	LS
	1100 California Stone Metal	02 -	LS
	1100 California Stone, Stone Touring	02 -	LS
	1100 California Titanium	03 -	LS
	1100 California Vintage	06 -	LS
	1100 Griso	05 -	LS
ES	1100 Quota	99 -	HF
V	1100 Brevia	05 -	LS

MOTO-MORINI

	1200 Granpasso	08 -	HS
	1200 GT	10 -	HS
	1200 Scrambler	09 -	HS

TRIUMPH

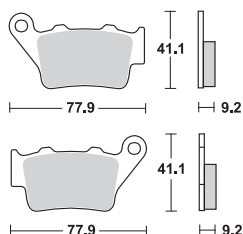
	1600 Thunderbird	09 -	LS
	2300 Rocket III	04 -	LS
	2300 Rocket III Classic	07 -	LS
	2300 Rocket III Roadster	10 -	LS

VICTORY

	1500 Kingpin	04 - 05	LS
	1500 Touring Cruiser	03 - 06	LS
	1500 V92C Cruiser	98 - 02	LS
	1500 V92C Deluxe	01 - 02	LS
	1500 V92SC Sport Cruiser	00 - 02	LS
	1500 Vegas	03 - 05	LS
	1500 Vegas 8-Ball	05	LS
	1634 Hammer	05 - 07	LS
	1634 Hammer S	06 - 08	LS
	1634 Kingpin	06 - 07	LS
	1634 Kingpin Tour	06 - 07	LS
	1634 Vegas	06 - 07	LS
	1634 Vegas 8-Ball	06 - 07	LS
	1634 Vegas Jackpot	06 - 07	LS

YAMAHA

DT	125 X Supermotard	05 -	HF
XT	660 R	04 -	HS

SBS 675 HF LS SI RSI CS

ALFER

VRE	125 4-stroke	00 -	SI
VR	250 Cross	99 -	RSI
VR	250 Enduro	99 -	SI
VR	250 No Limit	99 -	RSI
VR	250 Supermotard	99 -	RSI

APRILIA

	650 Pegaso Factory	07 -	LS
	650 Pegaso i.e.	01 -	HF
	650 Pegaso i.e. Tuscany Tibet Raid	04 -	HF
	650 Pegaso Strada	05 -	LS
	650 Pegaso Trail	06 -	HF
SL	750 Shiver	07 -	LS
SL	750 Shiver GT	09 -	LS
SMV	750 Dorsoduro	08	HF
SMV	750 Dorsoduro	09 -	LS
NA	850 Mana	07	LS

BENELLI

BX	449 Cross	07 -	RSI
BX	449 Supermotard	08 -	RSI
BX	505 Enduro	08 -	SI

BETA

	125 Jonathan	99 -	HF
	350 Euro	99 -	HF
	350 Jonathan	02 -	HF

BMW

F	650 , ST	94 - 00	HF
F	650 CS Scarver	02 - 06	LS

BMW

F	650 GS	08 -	LS
F	650 GS Dakar	01 - 07	HF
F	650 GS, Rallye	01 - 07	HF
G	650 Xchallenge	07 -	LS
G	650 Xcountry	07 -	LS
G	650 Xmoto	07 -	LS
F	800 GS	08 -	LS
F	800 R	09 -	LS
F	800 S	06 -	LS
F	800 ST	06 -	LS
R	850 RT	98 - 00	LS

BORILE

B	500 CR, MT	02 -	HF
---	------------	------	----

BREMBO RACING CALIPERS

Motocross Caliper 22.2180.20

CCM

604	600 RS	01	HF
604E	600 Sport	99 - 01	SI
604E	600 Supermoto	99 - 01	SI
C25	600	96 - 98	SI
	644 DS	02 -	HF
	644 R30	02 -	HF

DUCATI

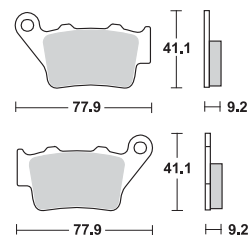
	1000 Biposto	07 -	LS
	1000 GT	05 -	LS
	1000 GT Touring	09 -	LS
	1000 Paul Smart	05 -	LS
	1000 Sport	05 -	LS



FACTORY			
YR	250	99 -	SI
GAS GAS			
EC	125	97 - 99	SI
EC	200	99	SI
EC	250	97 - 99	SI
MC	250	97 - 99	RSI
EC	300	99	SI
HIGHLAND			
	450 MX	06 -	RSI
	950 V2 Motard	00 -	HF
	950 V2 Outback	99 -	HF
HONDA			
CB	500	97 -	LS
CB	500 S	98 -	LS
NX	500 Dominator (Austria)	97 -	LS
NX	650 Dominator	97 -	LS
SLR	650	97 -	LS
SX	650 Vigor	99 - 02	LS
HRD			
	50 GS Enduro	00 - 02	HF
HUSABERG			
FC	400	99 - 02	RSI
FE	400 ,S,E	99 - 03	SI
FS	400 e, c	01 - 03	RSI
FC	450	03 -	RSI
FE	450 e	04 -	SI
FS	450 c	06 -	RSI
FS	450 e, c	03 - 05	RSI
FX	450 e	03 -	RSI
FC	470 , e	01 - 02	RSI
FX	470 e	01 - 02	RSI
FC	501	99 - 01	RSI
FE	501 ,S,E	99 - 04	SI
FC	550	01 -	RSI
FE	550 e	04 -	SI
FC	600	99 - 01	RSI
FE	600 ,S,E	99 - 02	SI
FE	650 e	01 -	SI
FS	650 e, c	01 -	RSI
FS	650 e, c	06 -	RSI
FX	650 e	01 -	RSI
HUSQVARNA			
CR	125	96 - 04	RSI
SM	125 Supermotard, S	99 -	HF
WR	125	96 -	SI
WRE	125	96 -	SI
CR	250	96 - 04	RSI
TC	250	02 - 03	RSI
TE	250	02 -	SI
WR	250	96 -	SI
TE	350	96 -	SI
WR	360	98 -	SI
SM	400 R	02	HF
TE	400	01 -	SI
TE	410	96 -	SI
SM	450 R	03 - 04	HF
SM	450 R	05	RSI
TC	450	02 - 03	RSI
TE	450	02 -	SI
SM	510 R	05	RSI
TC	510	02 - 03	RSI
TE	510	02 -	SI

HUSQVARNA			
TE	510 Centennial	04 - 05	SI
	570 Nox	01 - 03	HF
SM	570 R	01 -	HF
TC	570	01 -	RSI
TE	570	01 -	SI
LT	610	00 -	HF
SM	610 Super Motard, S	98 -	HF
TC	610	96 -	RSI
TE	610 Rallye	96 -	RSI
SMR	630	04 - 08	RSI
HYOSUNG			
RX	450 SM	08 -	LS
KRAM-IT			
	250 SMR	00 -	RSI
GS	250	97 -	SI
MX	250	97 -	SI
SM	250	97 -	SI
KTM			
	most models	94 -	SI
	125 Sting	99 -	HF
	125 SuperMoto	00 -	HF
EXC	125 Enduro	99 - 03	SI
EXE	125	00 -	HF
LC2	125	99 -	HF
SX	125	96 - 03	RSI
EXC	200 Enduro	99 - 03	SI
EXC	250 Enduro	99 - 03	SI
EXC	250 Enduro 4T	99 - 03	SI
SX	250	96 - 02	RSI
EXC	300 Enduro	99 - 03	SI
MX	360	96 - 97	SI
SX	360	96 - 97	RSI
XC	360	96 - 97	SI
EXC	380 Enduro	99	SI
MX	380	98 -	SI
SX	380	98 - 02	RSI
XC	380	98 -	SI
EXC	400 Racing	00 - 03	SI
LC4-E	400 Enduro	99 -	SI
SC	400	99 -	SI
SX	400 Racing	00 - 02	RSI
SXC	400 Tiainen Replica	99 - 00	SI
EXC	520 Racing	00 - 02	SI
SX	520 Racing	00 - 02	RSI
EXC	525 Racing	03	SI
SX	525 Racing	03	RSI
SXC	540 Tiainen Replica	99 - 00	SI
LC4	620 Competition	99 -	SI
LC4	620 Competition SuperMoto	00 -	HF
LC4	620 RXC	95	SI
LC4	620 Supercompetition	01 -	HF
SC	620	99 -	SI
SX	620	95 - 99	RSI
LC4	625 SC Supermoto	02 - 04	HF
SMC	625	05 -	HF
SXC	625	03 - 04	HF
	640 Duke	03 -	HF
LC4	640 Adventure	99 - 04	HF
LC4	640 Adventure	05 -	HF
LC4	640 Supermoto	03	HF
LC4	640 Supermoto	04 -	HF
LC4-E	640 Enduro	99 -	HF
LC4-E	640 Supermoto	99 - 02	HF
LC4	660 Rallye	01 -	HF

HF LS SI RSI CS SBS 675



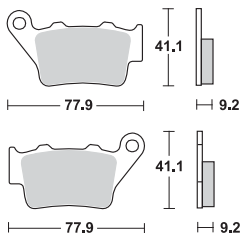
Dimensions in mm / Dimensions en mm

1" = 25.4 mm , 1 mm = 0.04"

◆ Selection of compound - see page 138-139/Sélectionnement de composé de friction - voir page 138-139



SBS 675 HF LS SI RSI CS



KTM

LC4	660 SM Factory Replica	02-	RSI
SMC	660 Supermoto	03	HF
SMC	660 Supermoto	04-	HF
	690 Duke	08-	LS
	690 Enduro	08-	LS
	690 Enduro R	09-	LS
	690 SM	07-	LS
	690 SMC	08-	LS
	690 Supermoto R	08-	LS
LC8	950 Adventure	02-	LS
	990 Super Duke	04-	LS
	990 Super Duke R	09-	LS

MAICO

	250 Motocross/Enduro	99-	SI
	500 Motocross/Enduro	99-	SI
	500 Supermotard	99-	HF

PRAGA

ED	250	99-	SI
CD	610	99-	SI

TM

	80 Cross	96- 00	RSI
	125	96- 00	RSI
	250 E	95- 00	RSI
	250 F Enduro	00	SI
	300	98- 00	RSI
	320	96- 97	RSI
	400 F	00	RSI

VERTEMATI

C	500 Cross	02-	RSI
E	501 Enduro	02-	SI
S	501 Supermotard	02-	HF

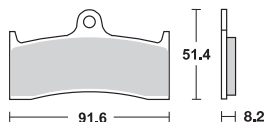
VOR

	400 Cross	00- 01	RSI
	400 Enduro	00- 01	SI
EN	400	02-	SI
MX	400	02	RSI
SM	400	02	RSI
EN	450	02-	SI
MX	450	02-	RSI
SM	450	02-	RSI
	500 492 Enduro	99	SI
	500 492 Super Motard	00- 01	HF
	500 495 Cross	99	RSI
EN	530	02-	SI
MX	530	02-	RSI
SM	530	02-	RSI

YAMAHA

TT	600 E,S	96-	HF
TT	600 R	98-	HF
	660 MT-03	06-	LS
XT	660 R	04-	LS
XT	660 X	04-	LS
XT	660 Z Tenere	08-	LS

SBS 676 HF HS DC RS



BRAKING

Front Harley Davidson ◆

BUELL

M2	1200 Cyclone	98- 02	HS
S1	1200 Lightning	98- 02	HS
S1	1200 Whitelighting	98- 02	HS
S3	1200 Thunderbolt	98- 02	HS
X1	1200 Lightning	01- 02	HS

HHI

6 Piston Caliper ◆ ◆

HONDA

CB	1300 SF	98-	HS
----	---------	-----	----

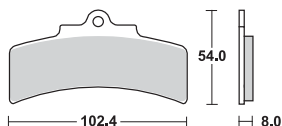
KAWASAKI

ZX-7RR 750 Ninja N1 96- 02 HS

MV AGUSTA

	750 Brutale, Brutale S	01-	HS
	750 F4 SPR	01-	HS
	750 F4/F4S	99-	HS
	910 Brutale	06-	HS
	910 Brutale R	06-	HS
	910 Brutale S	06-	HS
	1000 F4 Mamba	04- 06	HS
	1000 F4 Tamburini	04- 06	HS
	1000 F4S	04- 06	HS

SBS 677 HF



PVM

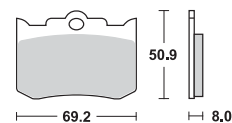
6 Piston Caliper ◆



HHI			
4 Piston Caliper		◆	◆

HF HS LS DC RS SBS 678

INDIAN			
1442 Chief	01 -	HF	HF
1442 Scout	01 -	HF	HF

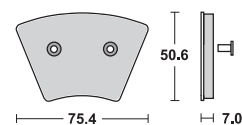


MOTOR FACTORY			
4 Piston Caliper front/rear		◆	◆

PERFORMANCE MACHINE			
125 X 4R		◆	◆
125 X 4RSPH		◆	◆
137 X 4B		◆	◆

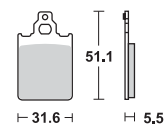
HARLEY DAVIDSON			
FXB Series	74- 77	HF	
FXE Series	74- 77	HF	
XL Series	74- 77	HF	

HF SBS 679



CAGIVA			
50 Prima	93 -		HF
80 Prima	92 -		HF

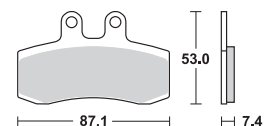
HF SBS 680



APRILIA			
650 Pegaso	92 - 94		HF

HF SBS 681

MZ			
125 SM, SX	99 - 01		HF
660 (MUZ) Baghira	96 -		HF
660 (MUZ) Black Panther	00 -		HF
660 (MUZ) Mastiff	96 -		HF
660 (MUZ) Street Moto	00 -		HF
660 (MUZ) Super Moto	07 -		HF

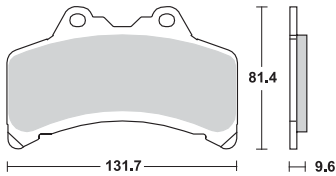


Dimensions in mm / Dimensions en mm
1" = 25.4 mm , 1 mm = 0.04"

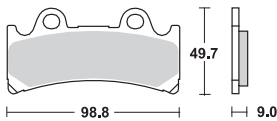
◆ Selection of compound - see page 138-139/Sélectionnement de composé de friction - voir page 138-139

**SBS 682 HF****YAMAHA**

GTS 1000 93-99 HF

**SBS 683 HF HS RS****PERFORMANCE MACHINE**

- 112 X 6RSB ◆
- 112 X 6SSB ◆
- 125 X 6QC ◆

**TRIUMPH**

900 Daytona Super III 94- HS

YAMAHA

YZF 750 R, SP 93-97 HS

FZR 1000 94-95 HS

SBS 684 HF**APRILIA**

RX 125 91-92 HF

MZ

- 660 (MUZ) Baghira 96- HF
- 660 (MUZ) Black Panther 00- HF
- 660 (MUZ) Mastiff 96- HF
- 660 (MUZ) Street Moto 00- HF
- 660 (MUZ) Super Moto 07- HF

SACHS

125 X-Road 05- HF

XTC 125 99- HF

XTC-N 125 99- HF

SACHS

ZX 125 99- HF

ZZ 125 99- HF

500 MadAss 05- HF

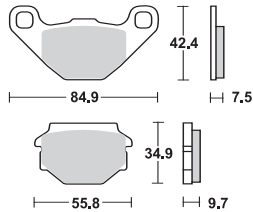
650 Roadster V1.6 01- HF

800 Roadster V2 00- HF

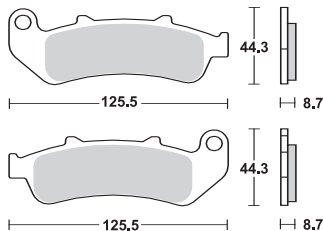
SIMSON

125 01- HF

125 RS 01- HF

**SBS 685 HF HS LS****HONDA**

CBR 1000 F, FP 93-99 HS LS



Dimensions in mm / Dimensions en mm

1" = 25.4 mm , 1 mm = 0.04"

◆ Selection of compound - see page 138-139/Sélectionnement de composé de friction - voir page 138-139



JAYBRAKE			
4 Piston Caliper A4 P/L			◆
KAWASAKI			
ZX-6R 600 Ninja	98 - 01	HS	
ZX-6R 636 Ninja	02	HS	
ZX-7R 750 Ninja P1,P2	96 - 02	HS	
ZX-9R 900 Ninja	96	HS	
ZX-9R 900 Ninja	97 - 01	HS	
ZRX 1100	96 - 00	HS	
ZRX 1200	01 -	HS	
ZRX 1200 R	01 -	HS	
ZRX 1200 S	01 -	HS	
ZX-12R 1200 Ninja	00 - 03	HS	
VN 1500 Mean Streak	02 - 03	HS	
VN 1600 Mean Streak	04	HS	

KAWASAKI			
ZZR 500 (Austria)	93 -	LS	
ZR 550 B4-B6 Zephyr	93 - 99	LS	
ZR 550 Zephyr (Germany)			
fr.no.B024010-	93 -	LS	
ZX-6R 600 E1-E5 (Ninja ZX6)	93 - 97	LS	
ZX-6R 600 F1-F3			
(Ninja ZX6R)	95 - 97	LS	
ZX-6R 600 Ninja	98 - 01	LS	
ZX-6R 600 Ninja (Rad.cal)	07 - 08	LS	
ZX-6R 600 Ninja (Rad.cal)	09 -	LS	
ZX-6RR 600 Ninja (Rad.cal)	03 - 06	LS	
ZZR 600	93 - 05	LS	
ZX-6R 636 Ninja	02	LS	
ZX-6R 636 Ninja (Rad.cal)	03 - 06	LS	
650 Versys Left/Rear	07 - 09	LS	
650 Versys Left/Rear	10 -	LS	
ER-6f 650 Left/Rear	06 - 08	LS	
ER-6f 650 Left/Rear	09 -	LS	
ER-6n 650 Left/Rear	06 - 08	LS	

DAELIM			
125 Roadwin	04 -	HF	
250 Roadwin	08 -	HF	

HONDA			
VT 125 C1 Shadow	99 -	HF	
VT 125 C2 Shadow	99 - 00	HF	
VT 125 C2 Shadow	01 -	HF	
XLV 125 Varadero	01 -	HF	
NSR 150	02 -	HF	
CBF 250	04 -	HF	

ITALJET			
50 Rollercraft	08 -	HF	
125 Torpedo	08 -	HF	
150 Torpedo	08 -	HF	

KYMCO			
125 Hipster	01 -	HF	
125 Pulsar	01 -	HF	
125 Zing	96 -	HF	
150 Hipster	01 -	HF	



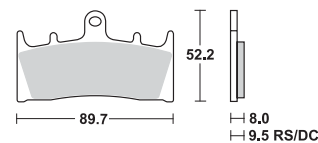
SUZUKI			
GSX-R 750	94 - 95	HS	
GSX-R 750	94 - 99	HS	
GSX-R 1000	01 - 02	HS	
TL 1000 RW	98 - 02	HS	
GSX-R 1100 WP,WR,WS,WT, WV	93 - 97	HS	
GSF 1200 Bandit	01 - 05	HS	
GSF 1200 S Bandit	01 - 05	HS	
GSX-R 1300 Hayabusa	99 - 07	HS	
GSX 1400	02 -	HS	
VZ 1600 Marauder	04	HS	

KAWASAKI			
ER-6n 650 Left/Rear	09 -	LS	
Z 750 Left/Rear	04 -	LS	
Z 750 S Left/Rear	05 - 06	LS	
ZX-9R 900 Ninja	94 - 95	LS	
ZX-9R 900 Ninja	96	LS	
ZX-9R 900 Ninja	97 - 01	LS	
ZX-9R 900 Ninja	02 -	LS	
Z 1000	03 - 06	LS	
ZX-10R 1000 Ninja (Rad.cal)	04 - 07	LS	
ZX-10R 1000 Ninja (Rad.cal)	08 - 09	LS	
ZX-10R 1000 Ninja (Rad.cal)	10 -	LS	
GPZ 1100 (ZX 1100 E1-E2)			
Left/Rear	95 - 96	LS	
GPZ 1100 ABS, Horizont			
Left/Rear	97 -	LS	

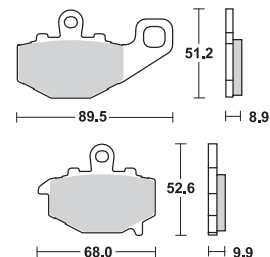
LONCIN			
LX 110 4	02 -	HF	
LX 125	02 -	HF	

TGB			
Buffalo	03 -	HF	

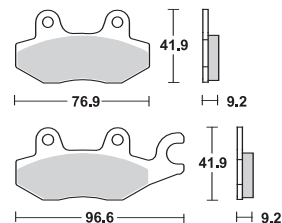
HF HS DC RS SBS 686



HF LS RQ SBS 687



HF SBS 688

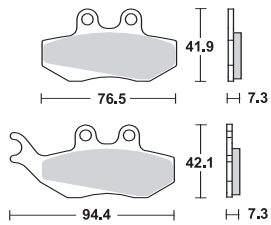




SBS 689 HF

APRILIA

125 Pegaso 92- HF



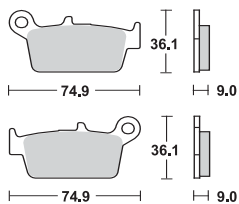
SBS 690 HF

JINCHENG

JC 125 2B 97- HF

MOTOR UNION

JC 125 2B Deer 98- HF



SBS 691 HF HS

BAOXIN

BX 125 L 97- HF

JIANSHE

JS 125 3 02- HF

JINCHENG

JC 150 T-D 06- HF

KEEWAY

250 Supershadow 06- HF

LONCIN

LX 150 6 02- HF

MZ

1000 (MUZ) S 01- 02 HF

QUINGOI

QM 125 2V 02- HF

YAMAHA

SR 125 97- 02 HF

TDR 125 R 93- 03 HS

TZR 125 93 HF

XV 125 Virago 97- HF

XVS 125 Drag Star 00- HF

XV 250 S Virago 95- 97 HS

XV 250 S Virago 98- HS

XVS 250 Drag Star 01- HF

FZ6 600 04- HS

FZ6 600 Fazer 04- HS

XJ 600 N 98- HS

YAMAHA

XJ 600 S Diversion 98- 03 HS

XJ6 600 Diversion 09- HS

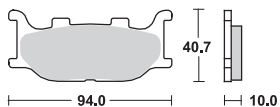
660 MT-03 06- HS

XV 1100 Virago 99- HS

XVS 1100 Drag Star 99- HS

XVS 1100 Drag Star Classic 00- HS

XVS 1300 A Midnight Star 07- HS



Dimensions in mm / Dimensions en mm

1" = 25.4 mm , 1 mm = 0.04"

◆ Selection of compound - see page 138-139/Sélectionnement de composé de friction - voir page 138-139



APRILIA			
	125 Pegaso	90 - 91	HF
	125 Tuareg Wind	90 -	HF
RX	125	91	HF
RX	125	97 -	HF
	600 Tuareg	88 -	HF
	600 Tuareg Wind	90 -	HF
	650 Moto	95 -	HF
	650 Pegaso	95 -	HF
	650 Starck	96 -	HF

BUELL			
	all models	94 - 97	HF
RS	1200		HF

CAGIVA			
	125 Cross	86 -	SI
	125 W 8	96 -	HF
WMX	125	89 - 90	SI
WMX	250	89 - 90	SI
	600 W 16	95 -	HF

FANTIC			
	50 .1 Raider	87 -	HF
	50 Strada	83	HF

AJP			
PR5	250 Enduro	09 -	SI
PR5	250 Supermotard	09 -	SI

APRILIA			
MXV	450	09 -	RSI
RXV	450	06 -	SI
RXV	550	06 -	SI

BETA			
RR	250 Enduro	05 -	SI
RR	400 Enduro	05 -	SI
RR	450 Enduro	05 -	SI
RR	525 Enduro	05 -	SI

BRAKING			
	Front cross		◆

CANNONDALE			
MX	400	00 -	RSI
C	440 R	03 -	RSI
E	440 , A, R	03 -	RSI
X	440	03 -	RSI

CPI			
	125 Sahel	02 -	HF

FANTIC			
	50 Regolarna		
	Competizione	08 -	HF
MX	50 Regolarna		
	Competizione	08 -	RSI
MX	65 Regolarna		
	Competizione	08 -	RSI
	80 Regolarna		
	Competizione	08 -	HF
MX	85 Regolarna		
	Competizione	08 -	RSI



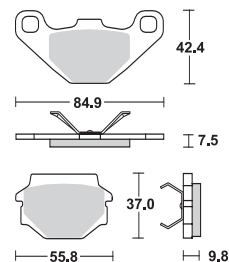
HUSQVARNA			
CR/WR	125	91	SI
WR	240	91	SI
CR	250	91	SI
WR	260	90 -	SI
TC	610 Cross	91	SI
TE	610	91 - 95	SI

KRAM-IT			
	50 Scrambler		HF
ER	125	89 - 93	SI
MC	250	89	SI
ER	300	89	SI

KTM			
MX	125	89 - 90	SI
MX	125	92 - 93	SI
MX	250	89 - 90	SI
MX	250	92 - 93	SI
MX	500	89 - 91	SI
MX	500	92 - 93	SI

YAMAHA			
TDR	125 (Italy)	90 - 93	SI

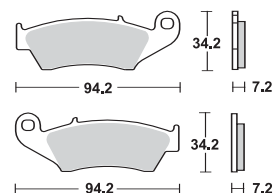
HF SI RSI SBS 692



FANTIC			
	125 Regolarna		
	Competizione	08 -	HF

GAS GAS			
	125 Enducross	93 -	SI
EC	125	00 -	SI
MC	125	03 -	RSI
EC	200	00 -	SI
EC	200 Hobby	07 -	SI
EC	250	00 -	SI
EC	250 fse	02 -	SI
MC	250	00 -	SI
EC	300	00 -	SI
	400 Pampera	06 -	SI
EC	400 fse	02	SI
EC	450 fse	03 -	SI
EC	450 FSR	07 -	SI
EC	515 fsr	08 -	SI

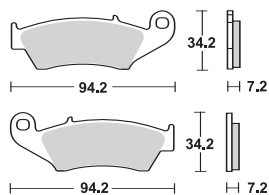
HF HS SI RSI CS SBS 694



HM			
	125 Supermotard	00 - 02	HF
CR	125 Supermotard	04 - 06	HF
CRE	125 Enduro	95 - 01	SI
CRE	125 Enduro	02 -	SI
CRE	125 Supermotard	03	HF
	250 Supermotard	00 - 02	HF
CRE	250 Enduro	95 - 01	SI
CRE	250 Enduro	02 -	SI
CRE	250 F Enduro	04 -	SI
CRE	250 Supermotard	03	HF
CRE	250 Supermotard	04 - 07	HF
CRE	250 X Enduro	04 -	SI
CRF	250 Supermotard	04 - 06	HF
CRE	450 F Enduro	02 -	SI
CRE	450 X Enduro	04 -	SI
CRF	450 Supermotard	02 - 06	HF

Dimensions in mm / Dimensions en mm
1" = 25.4 mm , 1 mm = 0.04"

◆ Selection of compound - see page 138-139/Sélectionnement de composé de friction - voir page 138-139

**SBS 694 HF HS SI RSI CS****HONDA**

CR	125	02-	RSI
CR	125 R	95- 01	RSI
CRE	125	02-	SI
XR	125 L	03-	HF
CRF	150 F	03-	SI
CTX	200	04-	SI
CRF	230	04-	SI
SL	230	97-	HF
CR	250	02-	RSI
CR	250 R	95- 01	RSI
CRE	250	02-	SI
CRE	250 F	04-	SI
CRF	250 R	04- 09	RSI
CRF	250 R Efi	10-	RSI
CRF	250 X	04-	SI
XLR	250 R SPL	94-	SI
XR	250 L	93- 97	SI
XR	250 S, R	96-	HF
XR	400 R	96-	SI
XR	400 Supermotard	00-	RSI
XR	440 R	00-	SI
CRE	450 F	02-	SI
CRF	450 Efi	09-	RSI
CRF	450 R	02- 08	RSI
CRF	450 X	05-	SI
TRX	450 R	04-	SI
CR	500 R	95- 01	RSI
XL	600 V, Transalpino	97- 99	HS
XR	600 R	93- 00	SI
XL	650 V Transalp	00-	HS
XR	650 L	93-	SI
XR	650 R	00-	SI
TRX	700 XX	08-	SI
XRV	750 Africa Twin	93- 03	HS

KAWASAKI

KX	125 K1	94	RSI
KX	125 K2-M2	95-	RSI
KDX	200 E6, H1-H9	94- 99	SI
KDX	220 R A4	97-	SI
KLX	250	98- 07	SI
KLX	250 D1-D4, ES	93- 96	SI
KX	250 K1	94	RSI
KX	250 K2-M2	95-	RSI
KX-F	250	04-	RSI
KLX	300 R A2	97-	SI
KLX	400 R	03-	SI
KLX	400 SR	03-	HF
KLX	450 R	07-	SI

KAWASAKI

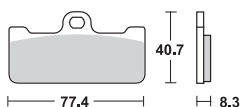
KX-F	450	06- 08	RSI
KX-F	450 Efi	09-	RSI
KX	500 E6-E7	94- 95	RSI
KX	500 E8-	96-	RSI
KLX	650 A1-3, C1-4	93- 96	SI
KLX	650 R	93- 95	SI
KLX	650 R D1	96	SI

SUZUKI

DR	125 SM	08-	HF
RM	125	05-	RSI
RM	125 T-K	96- 04	RSI
DR-Z	250	01-	SI
RM	250	05-	RSI
RM	250 T-K	96- 04	RSI
RMX	250 T-W	96- 98	RSI
RMX	250 X-K1	99-	SI
RM-Z	250	04- 06	RSI
RM-Z	250	07- 09	RSI
RM-Z	250 Efi	10-	RSI
DR	350 V, W, X	97-	SI
DR-Z	400 S/E	00-	HF
DR-Z	400 SM	05-	RSI
RM-Z	450	05- 07	RSI
RM-Z	450 Efi	08-	RSI
DR	650 SE T-W	96-	HF

YAMAHA

WR	125	98- 02	SI
YZ	125	98- 02	RSI
YZ	125	03- 07	RSI
WR	250	98- 02	SI
WR	250 F	01- 02	SI
WR	250 F	03-	SI
WR	250 R	08-	HS
YZ	250	98- 02	RSI
YZ	250	03- 07	RSI
YZ	250 F	01- 02	RSI
YZ	250 F	03- 06	RSI
WR	400 F	98	SI
WR	400 F	99- 00	SI
YZ	400 F	98	RSI
YZ	400 F	99	RSI
WR	426 F	01- 02	SI
YZ	426 F	00- 02	RSI
WR	450 F	03-	SI
YZ	450 F	03- 07	RSI

SBS 695 DC RS DS**APRILIA**

SXV	450 Van den Bosch Rep.	08-	RS
SXV	550 Van den Bosch Rep.	08-	RS

BREMBO RACING CALIPERS

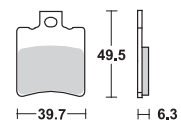
GP X10.48.13/14,
racing



**BENELLI**

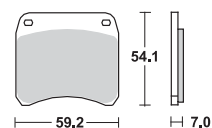
666 125 Born in Hell 98 - HF

HF SBS 697

**A.P. RACING CALIPERS**

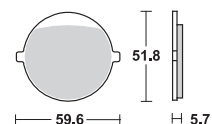
CP-2868-8E0/9E0 ◆

HF SBS 698

**JAWA**

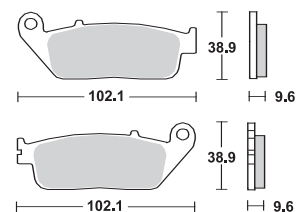
350 93 - 95 HF

HF SBS 699

**HONDA**

CBF	500	04 -	HS
XL	600 V, Transalpino	94 - 96	HS
VT	750 Black Widow	01 -	HS
VT	750 C2 Shadow A.C.E.	97 - 03	HS
VT	750 C2 Shadow Spirit	07 -	HS
VT	750 C4 Shadow	04 -	HS
CBF	1000	06 -	HS
CBF	1000 Limited Edition	09 -	HS

HF HS SBS 700

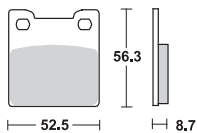


Dimensions in mm / Dimensions en mm
 1" = 25.4 mm , 1 mm = 0.04"

◆ Selection of compound - see page 138-139/Sélectionnement de composé de friction - voir page 138-139



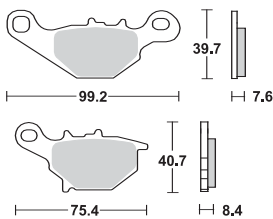
SBS 701 HF LS



SUZUKI

RF	900 RR,RS,RS2,TV	94 - 97	LS
----	------------------	---------	----

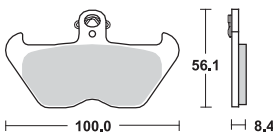
SBS 702 HF SI RSI CS



SUZUKI

RM	80	96 - 01	RSI
RM	85 , L	02 - 04	RSI
DR-Z	125 L	03 -	HF

SBS 703 HF HS



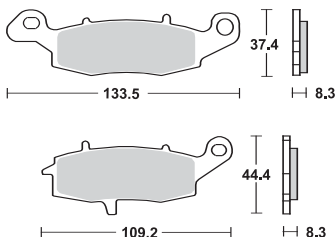
BMW

R	850 C	99 -	HS
R	850 GS	99 -	HS
R	850 R	96 -	HS
R	850 RT	98 - 00	HS
R	1100 GS	99	HS
R	1100 R	99 -	HS
R	1100 RT	95 -	HS
R	1100 S	99 - 00	HS
R1100	1100 GS	94 -	HS
R1100	1100 RS	94 -	HS
R	1150 GS	00 - 01	HS
K	1200 LT	99 - 00	HS
K	1200 RS	97 - 00	HS

BMW

R	1200 C	98 - 02	HS
---	--------	---------	----

SBS 704 HF HS LS RS



KAWASAKI

	650 Versys Right	07 - 09	HS
	650 Versys Right	10 -	HS
ER-6f	650 Right	06 - 08	HS
ER-6f	650 Right	09 -	HS
ER-6n	650 Right	06 - 08	HS
ER-6n	650 Right	09 -	HS
W	650	99 -	HF
Z	750 Right	04 -	HS
Z	750 S Right	05 - 06	HS
ZR	750 Zephyr Right	96 -	HS
ZR-7	750 Left/Rear	99 -	LS
ZR-7	750 Right	99 -	HS
ZR-7S	750 Left/Rear	01 -	LS
ZR-7S	750 Right	01 -	HS

KAWASAKI

VN	800 Drifter	99 - 02	LS
VN	900 Classic	06 -	LS
VN	900 Custom	07 -	LS
KLV	1000 Right	04 -	HS
	1100 Zephyr Right	97 -	HS
GPZ	1100 (ZX 1100 E1-E2)		
	Right	95 - 96	HS
GPZ	1100 ABS, Horizont Right	97 -	HS
VN	1500 Classic Fi	00 -	LS
VN	1500 Classic Tourer Fi		
	Left/Rear	00 -	LS
VN	1500 Classic Tourer Fi		
	Right	00 -	HS
VN	1500 Classic Tourer Right	98 -	HS

Dimensions in mm / Dimensions en mm

1" = 25.4 mm , 1 mm = 0.04"

◆ Selection of compound - see page 138-139/Sélectionnement de composé de friction - voir page 138-139



KAWASAKI

VN	1500 Drifter	99 - 02	LS
VN	1500 Mean Streak	02 - 03	LS
VN	1600 Classic Left/Rear	03 -	LS
VN	1600 Classic Right	03 -	HS
VN	1600 Mean Streak	04	LS
VN	1600 Mean Streak	05 -	LS
VN	1700 Classic Left/Rear	09 -	LS
VN	1700 Classic Right	09 -	HS
VN	1700 Classic Tourer		
	Left/Rear	09 -	LS
VN	1700 Classic Tourer Right	09 -	HS
VN	1700 Voyager	09 -	LS
VN	2000	04 -	LS

SUZUKI

GS	500	04 -	HS
GS	500 E	96 - 03	HS
GS	500 F	04 -	HS
GSF	600 Bandit / S Bandit		
	Right/Rear	00 - 04	HS
GSX	600 FW Right	98 -	HS
	650 Gladius Right	09 -	HS
DL	650 V-Strom Right	04 -	HS
GSF	650 Bandit / S Bandit		
	Right	05	HS

KAWASAKI

ER-5	500	01 -	HS
	650 Versys Left/Rear	07 - 09	HS
	650 Versys Left/Rear	10 -	HS
ER-6f	650 Left/Rear	06 - 08	HS
ER-6f	650 Left/Rear	09 -	HS
ER-6n	650 Left/Rear	06 - 08	HS
ER-6n	650 Left/Rear	09 -	HS
KL	650 C1 (KLR)	95	HS
KLR	650 C1-	98	HS
KLR	650 C1-	99 -	HS
Z	750 Left/Rear	04 -	HS
Z	750 S Left/Rear	05 - 06	HS
ZR	750 Zephyr Left/Rear	96 -	HS
ZR-7	750 Left/Rear	99 -	HS
ZR-7S	750 Left/Rear	01 -	HS
VN	800 Classic	98 -	HS
VN	800 Drifter	99 - 02	HS
VN	900 Classic	06 -	HS
VN	900 Custom	07 -	HS
KLV	1000 Left/Rear	04 -	HS
	1100 Zephyr Left/Rear	97 -	HS
GPZ	1100 (ZX 1100 E1-E2)		
	Left/Rear	95 - 96	HS
GPZ	1100 ABS, Horizontal		
	Left/Rear	97 -	HS
VN	1500 Classic	97 -	HS
VN	1500 Classic Fi	00 -	HS
VN	1500 Classic Tourer Fi		
	Left/Rear	00 -	HS
VN	1500 Classic Tourer		
	Left/Rear	98 -	HS
VN	1500 Drifter	99 - 02	HS
VN	1600 Classic Left/Rear	03 -	HS
VN	1700 Classic Left/Rear	09 -	HS
VN	1700 Classic Tourer		
	Left/Rear	09 -	HS



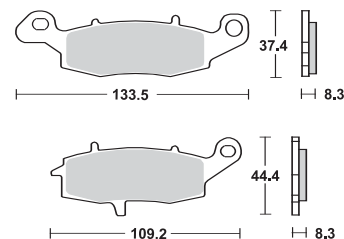
SUZUKI

GSF	650 Bandit / S Bandit		
	Right ABS	06	HS
SV	650 ,S Right	99 - 02	HS
SV	650 ,S Right	03 -	HS
XF	650 Freewind	97 - 02	HS
GSX	750 FW Right	98 - 02	HS
GSX	750 Right	98 - 02	HS
C	800 Intruder	05 -	HS
M	800 Intruder	05 -	HS
VL	800 Intruder LC Volusia	01 - 04	HS
VZ	800 Marauder	97 - 04	HS
DL	1000 V-Strom Right	02 -	HS
GSX	1100 G Right	96 -	HS
C	1500 Intruder Right	05 -	HS
M	1500 Intruder Left/Rear	09 -	LS
M	1500 Intruder Right	09 -	HS
VL	1500 Intruder LC Right	02	HS
M	1600 Intruder	05 -	LS
VZ	1600 Marauder	04	LS
C	1800 R Intruder	08 -	LS
M	1800 R Intruder	06 -	LS
M	1800 R2 Intruder	08 -	LS

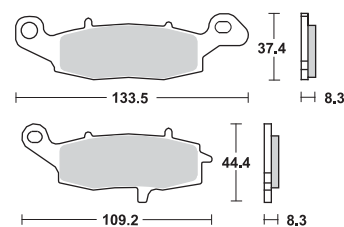
SUZUKI

RV	125 VanVan	03 -	HF
GSF	250 VS, S Bandit	95 -	HS
GSF	400 Bandit	94 - 97	HS
GSF	600 Bandit / S Bandit		
	Left	00 - 04	HS
GSX	600 FW Left/Rear	98 -	HS
	650 Gladius Left/Rear	09 -	HS
DL	650 V-Strom Left/Rear	04 -	HS
GSF	650 Bandit / S Bandit		
	Left/Rear	05	HS
GSF	650 Bandit / S Bandit		
	Left/Rear ABS	06	HS
SV	650 ,S Left/Rear	99 - 02	HS
SV	650 ,S Left/Rear	03 -	HS
GSX	750 FW Left/Rear	98 - 02	HS
GSX	750 Left/Rear	98 - 02	HS
DR	800 ST Big	96 -	HS
DL	1000 V-Strom Left/Rear	02 -	HS
GSX	1100 G Left/Rear	96 -	HS
C	1500 Intruder Left/Rear	05 -	HS
M	1500 Intruder Left/Rear	09 -	HS
VL	1500 Intruder LC		
	Left/Rear	02	HS

HF HS LS RS SBS 704



HF HS RS SBS 705



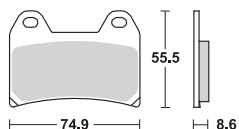
Dimensions in mm / Dimensions en mm

1" = 25.4 mm , 1 mm = 0.04"

◆ Selection of compound - see page 138-139/Sélectionnement de composé de friction - voir page 138-139



SBS 706 HF HS DC RS



APRILIA

RS	250	97- 02	HF
RS	250 Pista	04-	HF
	650 Pegaso Strada	05-	HS
SMV	750 Dorsoduro	08	HS
	1000 Blue Marlin	02-	HS
RST	1000 Futura	01-	HS
RSV	1000 Falco SL, R	00-	HS
RSV	1000 Mille	97- 01	HS
RSV	1000 Mille R	00	HS
RSV	1000 Mille SP	00	HS
RSV	1000 Tuono Fighter	03- 05	HS
RSV	1000 Tuono R (Rad.cal)	04-	HS

BENELLI

666	125 Born in Hell	98-	HF
	756 Cue	10-	HS
	899 Trek	07-	HS
TnT	899	07-	HS
	900 Tornado 3	00- 02	HS
TnT	1100	04	HS
TnT	1130	05-	HS
TnT	1130 Trek	06-	HS
TnT	1130 Trek Amazonas	07-	HS

BIMOTA

DB4	900	99-	HS
SB8	1000 R	98-	HS
SB8K	1000	06-	HS

BMW

G	650 Xmoto	07-	HS
F	800 R	09-	HS
F	800 S	06-	HS
F	800 ST	06-	HS

BRAKING

Street, Supermotard ◆

BREMBO RACING CALIPERS

Goldline two pin 20.6800, road ◆

CAGIVA

	650 Raptor	01-	HS
	650 V-Raptor	01-	HS
	1000 Raptor	00-	HS
	1000 V-Raptor	00-	HS
	1000 Xtra Raptor	02-	HS

DUCATI

	400 Monster (Japan)	01-	HS
	600 Monster	00- 01	HS
	620 Monster Dark i.e.	02-	HS
	620 Monster i.e., s i.e.	02-	HS
	620 Multistrada Dark	05-	HS
	620 Sport	03-	HS
	696 Monster (Rad.cal)	08-	HS
	748 , S	99- 02	HS
	748 R	00	HS
	748 SPS	98- 99	HS
	750 Monster	00- 01	HS
	750 Monster i.e.	02	HS
	750 Sport	00-	HS
	750 Super Sport	00-	HS
	796 Hypermotard	10-	HS
	800 Monster Dark i.e., s i.e.	03-	HS
	800 Monster i.e., s i.e.	03-	HS
	800 Sport	03-	HS

DUCATI

	800 Supersport	03-	HS
	848 (Rad.cal)	08-	HS
	900 Monster	00- 01	HS
	900 Monster i.e.	02	HS
	900 Super Sport	98-	HS
MH	900	00-	HS
	916 Monster S4	01- 03	HS
	916 Sport Touring 4	99- 01	HS
	916 SPS	97- 98	HS
	944 Sport Touring	98-	HS
	944 ST2	97-	HS
	992 ST3	04-	HS
	992 ST3s ABS	06-	HS
	996 , SPS	99- 01	HS
	996 Monster S4R	04-	HS
	996 ST4s	02-	HS
	996 ST4s ABS	03-	HS
	998 , S	02	HS
	1000 Monster Dark i.e., s i.e.	03-	HS
	1000 Monster i.e., s i.e.	03-	HS
	1000 Monster S2R	06-	HS
	1000 Multistrada	07-	HS
	1000 Multistrada DS	03- 06	HS
	1000 Multistrada S DS	05-	HS
	1000 Supersport DS	03-	HS
	1100 Hypermotard EVO	10-	HS
	1100 Monster (Rad.cal)	09-	HS
	1100 Monster S (Rad.cal)	09-	HS
	1200 Multistrada	10-	HS

HUSQVARNA

	570 Nox	01- 03	HF
LT	610	00-	HF
SM	610 Super Motard, S	98-	HF
SMR	630	04- 08	RS

KTM

SMC	625	05-	HF
	640 Duke	03-	HF
LC4	640 Supermoto	04-	HF
SMC	660 Supermoto	04-	HF

MOTO-GUZZI

	750 Brevia	03-	HS
	750 Nevada Classic ie	06-	HF
	750 Nevada, Nevada Club	03-	HF
V7	750 Clubman Racer	10-	HS
	940 Custom	07-	HS
	1100 California EV	06-	HS
	1100 California EV Touring	06-	HS
	1100 California Jackal	01-	HS
	1100 California Jackal Basic	01-	HS
	1100 California Special	01-	HS
	1100 California Special Sport Alloy	02-	HS
	1100 California Stone Metal	02-	HS
	1100 California Stone, Stone Touring	02-	HS
	1100 California Titanium	03-	HS
	1100 California Vintage	06-	HS
	1100 Griso	05-	HS
EV	1100 California, 80, Touring	01-	HS
V	1100 Brevia	04	HS

Dimensions in mm / Dimensions en mm

1" = 25.4 mm , 1 mm = 0.04"

◆ Selection of compound - see page 138-139/Sélectionnement de composé de friction - voir page 138-139

**MOTO-GUZZI**

V	1100 Brevia	05 -	HS
V11	1100 , Scura, Sport Scura	02 -	HS
V11	1100 Lemans, Lemans Tenni, Lemans Rosso		
	Corsa	01 -	HS
V11	1100 Sport Rosso		
	Mandell	01 -	HS
V11	1100 Sport, Sport Naked	01 -	HS
	1200 Griso 8V	07 -	HS
	1200 Norge	06 -	HS
	1200 Sport	07 - 08	HS
	1200 Sport 4V	09 -	HS
	1200 Stelvio	08 -	HS

MOTO-MORINI

	1200 9c	06 -	HS
	1200 Corsaro	06 -	HS
	1200 Sport	08 -	HS

MV AGUSTA

	989 Brutale R	09	HS
	990 Brutale R	10 -	HS

MZ

	1000 (MUZ) S	01 - 02	HS
--	--------------	---------	----

SUZUKI

GSX	1200	99 - 01	HS
-----	------	---------	----

VICTORY

	1500 Kingpin	04 - 05	HS
--	--------------	---------	----

A.P. RACING CALIPERS

6 Piston 4466/4477 Series ◆

SYM

	125 Attila	95 -	HF
H01	150	95 -	HF

**VICTORY**

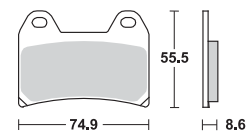
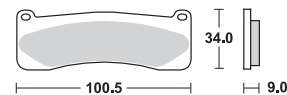
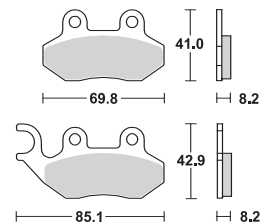
	1500 Touring Cruiser	03 - 06	HS
	1500 V92C Cruiser	98 - 02	HS
	1500 V92C Deluxe	01 - 02	HS
	1500 V92SC Sport Cruiser	00 - 02	HS
	1500 Vegas	03 - 05	HS
	1500 Vegas 8-Ball	05	HS
	1634 Hammer	05 - 07	HS
	1634 Hammer S	06 - 08	HS
	1634 Kingpin	06 - 07	HS
	1634 Kingpin Tour	06 - 07	HS
	1634 Vegas	06 - 07	HS
	1634 Vegas 8-Ball	06 - 07	HS
	1634 Vegas Jackpot	06 - 07	HS

VOXAN

VB1	1000 EVO	04 -	HS
-----	----------	------	----

YAMAHA

XJR	400 R	95 -	HS
XT	660 X	04 -	HS
TRX	850 (Italy)	95 -	HS
XJR	1200 (Italy)	95 - 98	HS

HF HS DC RS SBS 706**RS RQ SBS 707****HF SBS 708**

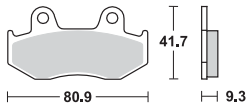
Dimensions in mm / Dimensions en mm

1" = 25.4 mm , 1 mm = 0.04"

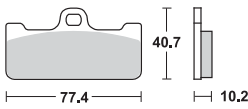
◆ Selection of compound - see page 138-139/Sélectionnement de composé de friction - voir page 138-139

**SBS 709 HF LS SI RSI****YAMAHA**

YZF 450 S Left/Rear 06- SI

**SBS 711 DC RS DS****BREMBO RACING CALIPERS**

Monobloc X10.17.40/41, racing ◆
 Radial Monobloc X97.37.60/61,
 racing ◆

**NISSIN**

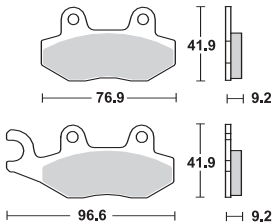
4 Piston Racing Caliper ◆

SBS 713 HF**HONDA**

CA 125 Rebel 95 - 96 HF
 CMX 250 C Rebel 96 HF
 CMX 250 C Rebel 97 - HF

KREIDLER

125 Enduro 07 - HF
 125 Supermoto 07 - HF
 200 Enduro 07 - HF

**JINCHENG**

JC 250 06 - HF

MZ

125 SM, SX 02 - HF

KEEWAY

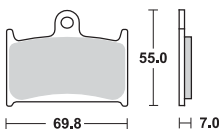
125 Superlight 06 - HF
 150 Superlight 06 - HF
 250 Land Cruiser 06 - HF

QUINGOI

QM 125 GY 02 - HF

SBS 714 HF HS**SUZUKI**

RF 900 RR,RS,RS2,TV 94 - 97 HS
 GSF 1200 Bandit 97 - 00 HS





HONDA			
CB	1300 R	02 -	LS
CB	1300 SF	98 -	LS
CB	1300 X-4	97 -	LS

KAWASAKI			
ZX-7RR	750 Ninja N1	96 - 02	LS
GTR	1400 (Rad.cal)	07 -	LS
ZZR	1400 (Rad.cal)	06 -	LS

MZ			
	1000 (MUZ) S	03 -	LS

POLARIS			
	Trail Blazer	90 - 93	ATS
	Trail Boss 2x4, 4x4	88 - 89	ATS
	250 2x4, 4x4	90	ATS
	250 2x4, 4x4	93	ATS
	250 Big Boss 4x6, 6x6	89 - 93	ATS
	250 Trail Blazer	94 - 98	ATS
	250 Trail Blazer	99 -	ATS
	250 Trail Boss	91 - 99	ATS
	250 Trail Boss 2x4, 4x4	91 - 92	ATS
	250 Xplorer 4x4	00 -	ATS
	300 2x4, 4x4	94 - 95	ATS
	300 Big Boss 6x6	94	ATS
	300 Hawkeye 2x4, 4x4	06 -	ATS
	300 Xplorer 4x4	96 -	ATS
	300 Xpress 2x4	98 -	ATS
	300 Xpress L	96 - 97	ATS
	325 Magnum 2x4, 4x4	00 - 02	ATS
	325 Trail Boss	00 - 02	ATS
	330 ATP	04 - 05	ATS
	330 ATP	06 -	ATS
	330 Magnum 2x4, 4x4	03 -	ATS
	330 Trail Boss	03 -	ATS
	335 Sportsman 4x4	99 -	ATS
	350 Big Boss	93	ATS
	350 L 2x4, 4x4	90	ATS
	350 L 4x4	93	ATS
	350 Sportsman 4x4	93	ATS
	350 Trail Boss L 2x4	91 - 93	ATS
	350 Trail Boss L 4x4	91	ATS
	400 Big Boss L 6x6	96	ATS
	400 L 2x4	94 - 95	ATS
	400 L 4x4	94	ATS
	400 Scrambler 2x4, 4x4	00 -	ATS

POLARIS			
	Trail Blazer	90 - 93	ATS
	Trail Boss 2x4, 4x4	88 - 89	ATS
	250 2x4, 4x4	90	ATS
	250 2x4, 4x4	93	ATS
	250 Big Boss 4x6, 6x6	89 - 93	ATS
	250 Big Boss 4x6, 6x6		
	Middle Axle Brake	89 - 93	ATS
	250 Trail Blazer	94 - 98	ATS
	250 Trail Boss	91 - 99	ATS
	250 Trail Boss 2x4, 4x4	91 - 92	ATS
	300 2x4, 4x4	94 - 95	ATS
	300 Big Boss 6x6	94	ATS
	300 Big Boss 6x6		
	Middle Axle Brake	94	ATS

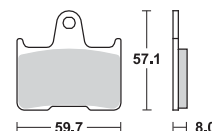


MZ			
	1000 (MUZ) SF	05 -	LS
	1000 (MUZ) SFX	07 -	LS
	1000 (MUZ) SN	05 -	LS
	1000 (MUZ) ST	07 -	LS

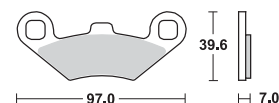
POLARIS			
	400 Scrambler 4x4	98	ATS
	400 Scrambler 4x4	99 -	ATS
	400 Scrambler L 4x4	95 - 97	ATS
	400 Sport	99 - 00	ATS
	400 Sport L	94 - 98	ATS
	400 Sportsman	01 -	ATS
	400 Sportsman L 4x4	94 - 97	ATS
	400 Trail Blazer	03 -	ATS
	400 Xplorer L 4x4	95 - 99	ATS
	400 Xplorer L 4x4	00 -	ATS
	400 Xpress L	96 - 97	ATS
	425 2x4, 4x4 Magnum	95 - 98	ATS
	425 Magnum 6x6	96	ATS
	425 Xpedition 4x4	00 -	ATS
	450 Sportsman	06 -	ATS
	455 Diesel EBS 4x4	99 -	ATS
	500 ATP HO	04 -	ATS
	500 Big Boss 6x6	98 - 99	ATS
	500 Magnum 2x4, 4x4	02 -	ATS
	500 Magnum 4x4	00 - 01	ATS
	500 Outlaw	06 -	ATS
	500 Predator	03 -	ATS
	500 Predator e	06 -	ATS
	500 Ranger 6x6	00 - 02	ATS
	500 Scrambler 2x4	01 -	ATS
	500 Scrambler 4x4	97	ATS
	500 Scrambler 4x4	98 -	ATS
	500 Sportsman 4x4	96 -	ATS
	500 Sportsman 6x6	00 -	ATS
	500 Sportsman EBS 4x4	98 -	ATS
	500 Xplorer 4x4	97	ATS
	525 Outlaw	07 -	ATS

POLARIS			
	300 Xplorer 4x4	96 -	ATS
	300 Xpress 2x4	98 -	ATS
	300 Xpress L	96 - 97	ATS
	350 Big Boss	93	ATS
	350 Big Boss		
	Middle Axle Brake	93	ATS
	350 L 2x4, 4x4	90	ATS
	350 L 4x4	93	ATS
	350 Sportsman 4x4	93	ATS
	350 Trail Boss L 2x4	91 - 93	ATS
	350 Trail Boss L 4x4	91	ATS
	400 Big Boss L 6x6	96	ATS
	400 L 2x4	94 - 95	ATS
	400 L 4x4	94	ATS

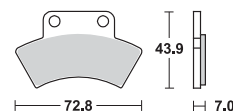
HF LS RQ SBS 715



HF SI RSI ATS SBS 716



HF SI RSI ATS SBS 717



Dimensions in mm / Dimensions en mm

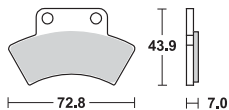
1" = 25.4 mm , 1 mm = 0.04"

◆ Selection of compound - see page 138-139/Sélectionnement de composé de friction - voir page 138-139



SBS 717 HF SI RSI ATS

POLARIS



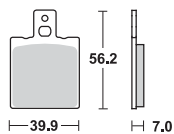
400 Scrambler 4x4	98	ATS
400 Scrambler L 4x4	95 - 97	ATS
400 Sport L	94 - 98	ATS
400 Sportsman L 4x4	94 - 97	ATS
400 Xplorer L 4x4	95 - 99	ATS
400 Xpress L	96 - 97	ATS
425 2x4, 4x4 Magnum	95 - 98	ATS
500 Big Boss 6x6	98 - 99	ATS
500 Big Boss 6x6		
Middle Axle Brake	98 - 99	ATS
500 Scrambler 4x4	97	ATS
500 Sportsman 4x4	96 -	ATS

POLARIS

500 Xplorer 4x4	97	ATS
-----------------	----	-----

SBS 718 HF SI RSI

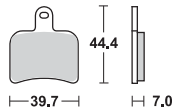
A.P. RACING CALIPERS



CP-3548	◆
---------	---

SBS 719 RQ

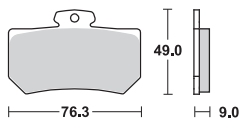
A.P. RACING CALIPERS



CP-4226-2S0/3S0	◆
-----------------	---

SBS 720 RS RQ

A.P. RACING CALIPERS



CP-4484-2S0/3S0	◆
-----------------	---

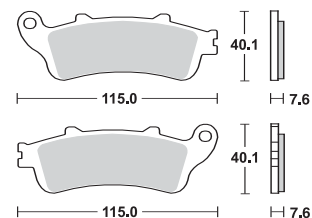
Dimensions in mm / Dimensions en mm

1" = 25.4 mm , 1 mm = 0.04"

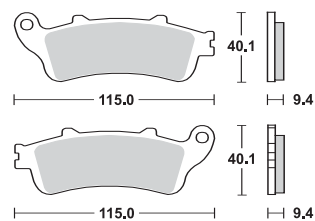
◆ Selection of compound - see page 138-139/Sélectionnement de composé de friction - voir page 138-139

**HONDA**

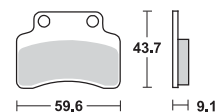
ST 1100 A6 ABS-TCS-CBS 96- HS

HF HS**SBS 721****HONDA**

ST 1100 A6 ABS-TCS-CBS 96- LS

HF HS LS**SBS 722****CAGIVA**

125 Brillo 08- HF

HF**SBS 723****KAWASAKI**

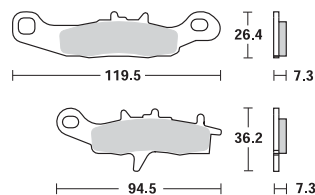
KX 80 R7, T7, W1, Y1, W2, Y2 97- 00 RSI

KX 85 01- RSI

KX 85 II 01- RSI

KX 100 97- RSI

KL 250 Super Sherpa 00- SI

SI RSI CS**SBS 726****SUZUKI**

RM 85 , L 05- RSI

RM 100 03- RSI

Dimensions in mm / Dimensions en mm
 1" = 25.4 mm , 1 mm = 0.04"

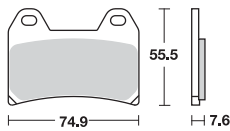
◆ Selection of compound - see page 138-139/Sélectionnement de composé de friction - voir page 138-139



SBS 727 HF HS

HONDA

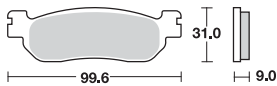
CB 400 Super Four S 97- HS



SBS 728 HF LS RQ

YAMAHA

TW 125 99- 01 HF
 TW 125 02- HF
 DT 175 00- HF
 TW 200 01- HF
 225 Bronco, Cellow 97- HF
 XT 225 01- HF
 XG 250 Tricker 05- HF
 YZF 600 R6 99- 02 LS
 YZF 1000 R1 02- 03 LS



SBS 729 HF HS DC RS

NISSIN

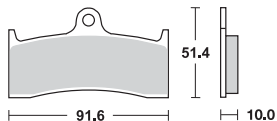
6 Piston Racing Caliper ◆

PERFORMANCE MACHINE

112 X 6B ◆
 112 X 6QC ◆

YAMAHA

YZF 750 R7 OW02 Race kit 99- HS



SBS 730 HF LS RQ

APRILIA

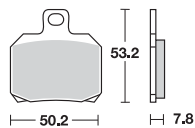
1000 Blue Marlin 02- LS
 ETV 1000 Caponord 01- LS
 ETV 1000 Caponord Rally
 Raid 04- LS
 RSV 1000 Factory Pista
 (Rad.cal) 04- LS
 RSV 1000 Falco SL, R 00- LS
 RSV 1000 Mille 97- 01 LS
 RSV 1000 Mille 02- LS
 RSV 1000 Mille Nera
 (Rad.cal) 04- LS
 RSV 1000 Mille R 00 LS
 RSV 1000 Mille R 01- 02 LS
 RSV 1000 Mille R 04 LS
 RSV 1000 Mille R (Rad.cal) 03 LS
 RSV 1000 Mille R (Rad.cal) 05- LS
 RSV 1000 Mille R Factory
 (Rad.cal) 04- LS
 RSV 1000 Mille SP 00 LS
 RSV 1000 Tuono Fighter 03- 05 LS

APRILIA

RSV 1000 Tuono R 03 LS
 RSV 1000 Tuono R (Rad.cal) 04- LS
 RSV 1000 Tuono R Factory 06- LS
 RSV4 1000 09- LS
 RSV4-R 1000 10- LS

BENELLI

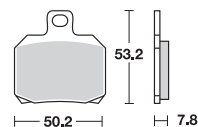
756 Cue 07- 09 LS
 756 Cue 10- LS
 899 Trek 07- LS
 TnT 899 07- LS
 900 Tornado TRE 03- LS
 900 Tornado TRE RS
 (Rad.cal) 04- LS
 TnT 1130 05- LS
 TnT 1130 Cafe Racer 05- LS
 TnT 1130 Officine 07- LS
 TnT 1130 Sport 05- LS
 TnT 1130 Titanium 05- LS
 TnT 1130 Trek 06- LS





BENELLI			
TnT	1130 Trek Amazonas	07 -	LS
BIMOTA			
DB5	1000 Mille (Rad.cal)	05 -	LS
DB5	1000 S (Rad.cal)	07 -	LS
DB6	1000 Delirio (Rad.cal)	07 -	LS
DB7	1098 (Rad.cal)	08	LS
3D	1100 Tesi (Rad.cal)	07 -	LS
DB6R	1100 Delirio (Rad.cal)	08 -	LS
BOMBARDIER			
	500 Traxter 4x4	99- 00	HF HF
BREMO RACING CALIPERS			
	Goldline 20.6951.50, road		◆
CAGIVA			
	650 Raptor	01 -	LS
	650 V-Raptor	01 -	LS
	1000 Raptor	00 -	LS
	1000 V-Raptor	00 -	LS
	1000 X3 Raptor	04 -	LS
	1000 X-Raptor	03 -	LS
	1000 Xtra Raptor	02 -	LS
DERBI			
GP1	50	05 -	HF
GPR	50 Nude	04 -	HF
GPR	50 Racing	04 -	HF
GP1	125	05 -	HF
GP1	250	05 -	HF
	659 Mulhacen	05	LS
	659 Mulhacen	06- 07	LS
	659 Mulhacen Cafe	08 -	LS
DUCATI			
	620 Multistrada	05 -	LS
	620 Multistrada Dark	05 -	LS
	620 Sport	03 -	LS
	696 Monster (Rad.cal)	08 -	LS
	749 , S	03 -	LS
	749 R (Rad.cal)	04 -	LS
	750 Sport	00 -	LS
	750 Super Sport	00 -	LS
	796 Hypermotard	10 -	LS
	800 Sport	03 -	LS
	800 Supersport	03 -	LS
	848 (Rad.cal)	08 -	LS
	900 Super Sport	98 -	LS
	916 Sport Touring 4	99- 01	LS
	944 Sport Touring	98 -	LS
	944 ST2	97 -	LS
D16RR	990 Desmosedici RR	07 -	LS
	992 ST3	04 -	LS
	992 ST3s ABS	06 -	LS
	996 ST4s	02 -	LS
	996 ST4s ABS	03 -	LS
	998 Monster S4Rs	06	LS
	999 , S	03 -	LS
	999 Monster S4R	07 -	LS
	999 Monster S4RS	07 -	LS
	999 R (Rad.cal)	03 -	LS
	1000 Hypermotard	06	LS
	1000 Monster S2R	06 -	LS
	1000 Multistrada	07 -	LS
	1000 Multistrada DS	03- 06	LS
	1000 Multistrada S DS	05 -	LS
	1000 Supersport DS	03 -	LS

DUCATI			HF	LS	RQ	SBS 730
	1098 (Rad. cal)	07 - 08		LS		
	1098 R (Rad.cal)	08 -		LS		
	1098 R Bayliss LE (Rad.cal)	09 -		LS		
	1098 S (Rad. cal)	07 - 08		LS		
	1098 Streetfighter (Rad.cal)	09 -		LS		
	1098 Streetfighter S (Rad.cal)	09 -		LS		
	1100 Hypermotard	07 -		LS		
	1100 Hypermotard EVO	10 -		LS		
	1100 Hypermotard EVO SP	10 -		LS		
	1100 Monster (Rad.cal)	09 -		LS		
	1100 Monster S (Rad.cal)	09 -		LS		
	1198 (Rad.cal)	09 -		LS		
	1198 S (Rad.cal)	09 -		LS		
	1200 Multistrada	10 -		LS		
GILERA						
	600 Supersport	02 -		LS		
KTM						
RC8	1190	08 -		LS		
RC8	1190 R	09 -		LS		
LAVERDA						
TTS	800	99 -		HF		
SFC	1000 (Rad.cal)	04 -		LS		
MONDIAL						
	1000 EVO (Rad.cal)	04 -		LS		
	1000 Piega	03 -		LS		
	1000 RZ Nuda	04 -		LS		
	1000 Starfighter (Rad.cal)	04 -		LS		
MOTO-GUZZI						
	750 Breva	03 -		LS		
	750 Nevada Classic ie	06 -		HF		
	750 Nevada, Nevada Club	03 -		HF		
V7	750 Clubman Racer	10 -		LS		
V	1100 Breva	04		LS		
	1200 MGS-01 Corsa (Rad.cal)	05 -		LS		
	1200 Sport 4V	09 -		LS		
MOTO-MORINI						
	1200 9c	06 -		LS		
	1200 Corsaro	06 -		LS		
	1200 Sport	08 -		LS		
RIEJU						
	50 Tangoo	10 -		HF		
	125 Marathon Pro	09 -		HF		
	125 Marathon Pro Supermotard	09 -		HF		
	125 Tango	08 -		HF		
	125 Tango Pro	08 -		HF		
	250 Tango	08 -		HF		
VOXAN						
	1000 Cafe Racer	01 -		LS		
	1000 Roadster	01 -		LS		
VB1	1000 EVO	04 -		LS		



Dimensions in mm / Dimensions en mm

1" = 25.4 mm , 1 mm = 0.04"

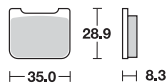
◆ Selection of compound - see page 138-139/Sélectionnement de composé de friction - voir page 138-139



SBS 732 RQ

BREMBO RACING CALIPERS

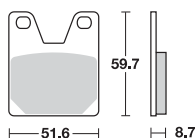
Billet P2.24 X20.60.01, racing



SBS 733 HF LS RQ

YAMAHA

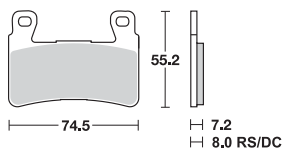
YZF 750 R7 OW02	99-	LS
YZF 1000 R1	98- 01	LS



SBS 734 HF HS DC RS

HONDA

CB 600 Hornet (Japan)	98-	HS
CBR 600 F4, F4 Sport	99-	HS
CBR 600 RR	03- 04	HS
CBR 900 RR Fireblade	98- 99	HS
CBR 900 RR Fireblade	00- 01	HS
CBR 900 RR Fireblade	02- 03	HS
VTR 1000 SP-1, SP-2	00-	HS
CB 1300 R	02-	HS



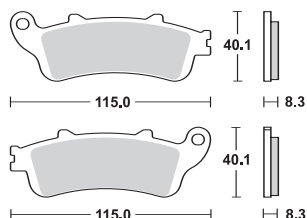
SBS 735 HF HS

HONDA

NT 650 V Deauville	02- 05	HS
VFR 800 FI	98- 01	HS
VFR 800 V-TEC, ABS	02- 05	HS
XL 1000 Varadero	99	HS
XL 1000 Varadero (Linked brake system)	00- 03	HS
CB 1100 Hornet	99-	HS
CB 1100 X-11	00-	HS
CBR 1100 XX Super Blackbird	96-	HS
ST 1300 Pan European, ABS	02-	HS
GL 1800 Gold Wing	01-	HS
VTX 1800	01-	HS

VICTORY

1731 Vision all models	08-	HS
------------------------	-----	----



**HONDA**

NT	650 V Deauville	02 - 05	LS
NT	700 Deauville ABS	06 -	LS
VFR	800	06 -	LS
VFR	800 ABS	06 -	LS
VFR	800 FI	98 - 01	LS
VFR	800 V-TEC, ABS	02 - 05	LS
XL	1000 Varadero	99	LS
XL	1000 Varadero	04 -	LS
XL	1000 Varadero (Linked brake system)	00 - 03	LS
XL	1000 Varadero Travel	05 -	LS
CB	1100 Hornet	99 -	LS
CB	1100 X-11	00 -	LS

HARRISON/BILLET CALIPERS

- 4 Piston Billet ◆
- Big-6 ◆

EXCELSIOR-HENDERSON

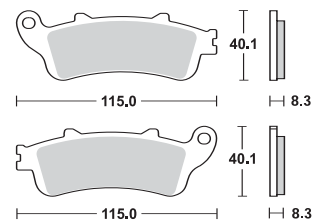
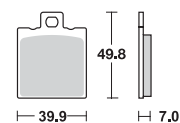
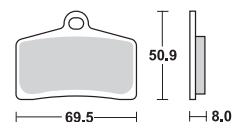
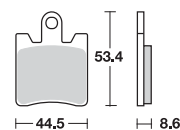
1386 Deadwood Special	00 -	HS	LS
1386 Super X all models	99 -	HS	LS

YAMAHA

FJR	1300 ABS	06 -	HS
-----	----------	------	----

**HONDA**

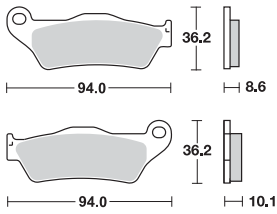
CBR	1100 XX Super Blackbird	96 -	LS
ST	1300 Pan European, ABS	02 -	LS
GL	1800 Gold Wing	01 -	LS
VTX	1800	01 -	LS

HF LS SBS 736**HF SBS 737****HS LS SBS 739****HS SBS 740**

1 set = 4 pcs.



SBS 742 HF LS RQ



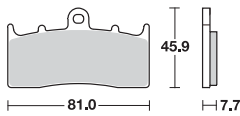
BMW

R	850 C	99-	LS
R	850 GS	99-	LS
R	850 R	96-	LS
R	850 R	03-	LS
R	850 RT With Integral ABS	01-	LS
R	1100 GS	99	LS
R	1100 R	99-	LS
R	1100 RT	95-	LS
R	1100 S	99- 00	LS
R	1100 S With Integral ABS	01-	LS
R	1100 S Without Integral ABS	01-	LS
R1100	1100 GS	94-	LS
R	1150 GS	00- 01	LS
R	1150 GS, GS Adventurer	02-	LS
R	1150 R	01-	LS
R	1150 R Rockster	03-	LS

BMW

R	1150 RS	01 -	LS
R	1150 RT With Integral ABS	01 -	LS
	1200 HP2 Megamoto	07 -	LS
K	1200 R	05- 08	LS
K	1200 R Sport	07 -	LS
K	1200 S	05- 08	LS
R	1200 C	98- 02	LS
R	1200 C Classic	03- 04	LS
R	1200 C Independent	03 -	LS
R	1200 C Montauk	04 -	LS
R	1200 GS	04 -	LS
R	1200 R	07 -	LS
R	1200 RT	06 -	LS
R	1200 S	06 -	LS
R	1200 ST	06 -	LS
K	1300 GT	09 -	LS
K	1300 R	09 -	LS
K	1300 S	09 -	LS

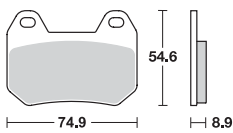
SBS 743 HF HS



KAWASAKI

ZRX	400	98-	HS
-----	-----	-----	----

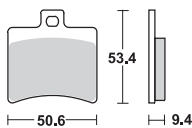
SBS 746 HF



BMW

K	1200 LT	99- 00	HF
K	1200 LT With Integral ABS	01 -	HF
R	1200 CL	03 -	HF

SBS 747 HF RQ



APRILIA

RS	125	06-	HF
----	-----	-----	----

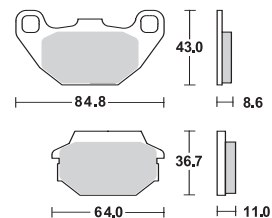
Dimensions in mm / Dimensions en mm

1" = 25.4 mm , 1 mm = 0.04"

◆ Selection of compound - see page 138-139/Sélectionnement de composé de friction - voir page 138-139

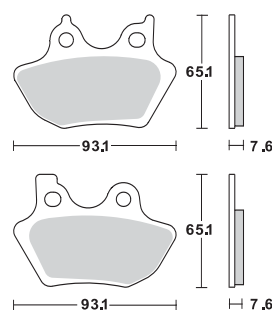
**KYMCO**

50 MXer	03-	HF
50 MXU	05-	HF
125 MXer	03-	HF
150 MXer	03-	HF
150 MXU	05-	HF

HF**SBS 749****HARLEY DAVIDSON**

Front pads replaced by SBS 826

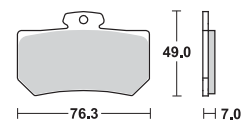
Rear pads replaced by SBS 846

SBS 750**A.P. RACING CALIPERS**

CP-4485



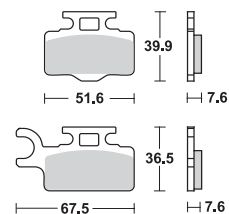
CP-4679-2S0/3S0

**HF****SBS 751****KAWASAKI**

KX	65	00-	RSI
----	----	-----	-----

SUZUKI

RM	65	03-	RSI
----	----	-----	-----

SI RSI CS**SBS 752**

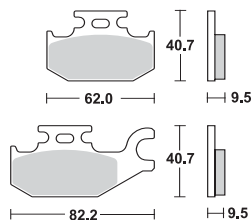
Dimensions in mm / Dimensions en mm

1" = 25.4 mm , 1 mm = 0.04"

◆ Selection of compound - see page 138-139/Sélectionnement de composé de friction - voir page 138-139



SBS 754 HF SI RSI



BOMBARDIER

DS	250 Left/Rear	06	SI	SI
	330 Outlander Left/Rear	04 - 06	SI	SI
	400 Outlander Left/Rear	03 - 06	SI	SI
	400 Outlander Max			
	Left/Rear	03 - 06	SI	SI
	500 Quest Left/Rear	02 - 06	SI	SI
	500 Traxter 4x4 Left/Rear	01 - 06	SI	SI
	500 Traxter Max			
	Left/Rear	03 - 05	SI	
	650 Quest Left/Rear	02 - 06	SI	SI
	650 Quest Max Left/Rear	03 - 06	SI	
	650 Traxter Max			
	Left/Rear	03 - 05	SI	
DS	650 Left/Rear	01 - 06	SI	SI
	800 Outlander Left/Rear	06	SI	SI
	800 Outlander XT			
	Left/Rear	06	SI	SI

CAN-AM

	400 Outlander EFi			
	Left/Rear	09 -	SI	
	400 Outlander MAX STD			
	Left/Rear	07 -	SI	
	400 Outlander MAX XT			
	Left/Rear	07 -	SI	
	400 Outlander STD			
	Left/Rear	07 -	SI	
	400 Outlander XT			
	Left/Rear	07 -	SI	
	500 Outlander MAX STD			
	Left/Rear	07 -	SI	
	500 Outlander MAX XT			
	Left/Rear	07 -	SI	
	500 Outlander STD			
	Left/Rear	07 -	SI	
	500 Outlander XT			
	Left/Rear	07 -	SI	
	500 Renegade Left/Rear	08 -	SI	
	650 Outlander MAX STD			
	Left/Rear	07 -	SI	
	650 Outlander MAX XT			
	Left/Rear	07 -	SI	
	650 Outlander STD			
	Left/Rear	07 -	SI	
	650 Outlander XT			
	Left/Rear	07 -	SI	
	800 Outlander MAX LTD			
	Left/Rear	07 -	SI	

CAN-AM

	800 Outlander MAX STD			
	Left/Rear	07 -	SI	
	800 Outlander MAX XT			
	Left/Rear	07 -	SI	
	800 Outlander STD			
	Left/Rear	07 -	SI	
	800 Outlander XT			
	Left/Rear	07 -	SI	
	800 Renegade EFi			
	Left/Rear	07 -	SI	
	800 Renegade Left/Rear	08 -	SI	
	800 Renegade X			
	Left/Rear	08 -	SI	

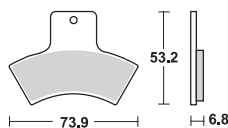
CANNONDALE

	440 Blaze Left/Rear	03 -	SI	SI
	440 Cannibal Left/Rear	03 -	SI	SI
	440 Glamis Left/Rear	03 -	SI	SI
	440 Moto Left/Rear	03 -	SI	SI
	440 Speed Left/Rear	03 -	SI	SI

YAMAHA

YFM	400 FAM Kodiak	00 -		SI
YFM	400 FWN Big Bear 4WD	00 -		SI
YFM	400 FWNH Big Bear-Buckmaster			
	4WD	00 -		SI
YFM	400 N Big Bear 2WD	00 -		SI
YFM	450 FA_ Kodiak	03 -		SI
YFM	450 Wolverine	06 -		SI

SBS 755 SI RSI ATS



POLARIS

	250 Trail Blazer	99 -		ATS
	250 Xplorer 4x4	00 -		ATS
	325 Magnum 2x4, 4x4	00 - 02		ATS
	325 Trail Boss	00 - 02		ATS
	325 Xpedition	00 - 01		ATS
	330 Trail Boss	03 -		ATS
	335 Sportsman 4x4	99 -		ATS
	400 Scrambler 2x4, 4x4	00 -		ATS
	400 Scrambler 4x4	99 -		ATS
	400 Sport	99 - 00		ATS
	400 Sportsman	01 -		ATS
	400 Trail Blazer	03 -		ATS
	400 Xplorer L 4x4	00 -		ATS
	425 Magnum 6x6	96		ATS

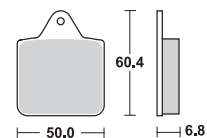
POLARIS

	425 Xpedition 4x4	00 -		ATS
	455 Diesel EBS 4x4	99 -		ATS
	500 Magnum 4x4	00 - 01		ATS
	500 Scrambler 2x4	01 -		ATS
	500 Scrambler 4x4	98 -		ATS
	500 Sportsman EBS 4x4	98 -		ATS

**POLARIS**

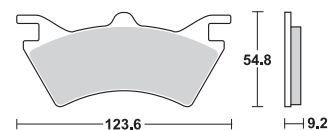
400 Big Boss L 6x6			
Middle Axle Brake	96	ATS	
425 Magnum 6x6			
Middle Axle Brake	96	ATS	

SI RSI ATS SBS 756

**POLARIS**

500 Sportsman 6x6	00-	ATS	
-------------------	-----	-----	--

SI RSI ATS SBS 757

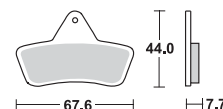
**ARCTIC CAT**

Bear Cat	96 - 97	ATS	
250 2x4/4x4	99 - 04	ATS	ATS
300 2x4/4x4	98 - 04	ATS	ATS
375 2x4/4x4	02	ATS	ATS
400 2x4/4x4	98 - 04	ATS	ATS
400 2x4/4x4 (FIS)	02 - 04	ATS	ATS
400 2x4/4x4 (FIS)			
(Man. Hand Brake)	05-	ATS	
400 TBX 4x4	04	ATS	ATS
454 Arctic Cat 4x4	98	ATS	ATS
454 Bear Cat 2x4/4x4	96 - 98	ATS	ATS
500 2x4/4x4	98 - 04	ATS	ATS
500 2x4/4x4 (FIS)	02 - 04	ATS	ATS

ARCTIC CAT

500 TBX 4x4	02 - 04	ATS	ATS
500 TRV 4x4	03 - 04	ATS	ATS

SI RSI ATS SBS 758

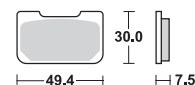
**LAVERDA**

HP 125 Quasar	04-	ATS	
HP 180 Quasar	04-	ATS	
400 Quasar 4x4	04-	ATS	ATS
500 Quasar 4x4	04-	ATS	ATS
500 Quasar 4x4 C	04-	ATS	ATS

BREMBO RACING CALIPERS

Billet P4.24 X20.61.01, racing	◆		
--------------------------------	---	--	--

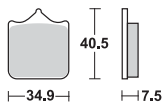
RQ SBS 759



Dimensions in mm / Dimensions en mm

1" = 25.4 mm , 1 mm = 0.04"

◆ Selection of compound - see page 138-139/Sélectionnement de composé de friction - voir page 138-139

**SBS 762 HF HS DC RS DS**

1 set = 4 pcs.

APRILIA

RSV 1000 Factory Pista (Rad.cal)	04 -	HS
RSV 1000 Mille	02 -	HS
RSV 1000 Mille Nera (Rad.cal)	04 -	HS
RSV 1000 Mille R	01 - 02	HS
RSV 1000 Mille R	04	HS
RSV 1000 Mille R (Rad.cal)	03	HS
RSV 1000 Mille R (Rad.cal)	05 -	HS
RSV 1000 Mille R Factory (Rad.cal)	04 -	HS
RSV 1000 Tuono R	03	HS
RSV 1000 Tuono R Factory	06 -	HS

BENELLI

BX 449 Supermotard	08 -	RS
756 Cue	07 - 09	HS
900 Tornado TRE	03 -	HS
900 Tornado TRE RS (Rad.cal)	04 -	HS
TnT 1130 Cafe Racer	05 -	HS
TnT 1130 Officine	07 -	HS
TnT 1130 Sport	05 -	HS
TnT 1130 Titanium	05 -	HS

BIMOTA

DB5 1000 Mille (Rad.cal)	05 -	HS
DB5 1000 S (Rad.cal)	07 -	HS
DB6 1000 Delirio (Rad.cal)	07 -	HS
SB8K 1000 Santamonica	07 -	HS
DB7 1098 (Rad.cal)	08	HS
3D 1100 Tesi (Rad.cal)	07 -	HS
DB6R 1100 Delirio (Rad.cal)	08 -	HS

BMW

G 450 SMR	09 -	RS
-----------	------	----

BREMBO RACING CALIPERSGoldline 4 pad 20.7850.11/21,
road ◆**CAGIVA**

1000 X3 Raptor	04 -	HS
1000 X-Raptor	03 -	HS

DERBI

659 Mulhacen	06 - 07	HS
659 Mulhacen Cafe	08 -	HS

DUCATI

748 R	01 - 02	HS
749 , S	03 -	HS
749 R (Rad.cal)	04 -	HS
996 R	01	HS
998 Monster S4Rs	06	HS
998 R	02	HS
999 , S	03 -	HS
999 Monster S4R	07 -	HS
999 Monster S4RS	07 -	HS
999 R (Rad.cal)	03 -	HS
1000 Hypermotard	06	HS

GILERA

600 Supersport	02 -	HS
----------------	------	----

HUSQVARNA

SM 450 R	05	RS
SM 450 R	06 - 08	RS
SM 450 R	09 -	RS

HUSQVARNA

SM 450 RR	06 -	RS
SM 510 Centennial	06 -	RS
SM 510 R	05	RS
SM 510 R	06 -	RS
SM 610 ie	07 -	RS
SM 630	10 -	HS
STR 650 CRC	07 -	HF

HYOSUNG

RX 450 SM	08 -	HS
-----------	------	----

KTM

690 Duke	08 -	HS
690 SM	07 -	HS
690 SMC	08 -	HS
690 Supermoto R	08 -	HS
950 SM	05 -	HS
950 SM R	07 -	HS
990 Super Duke	04 -	HS
990 Super Duke R	09 -	HS
990 Supermoto	07 -	HS
990 Supermoto T	09 -	HS

LAVERDA

SFC 1000 (Rad.cal)	04 -	HS
--------------------	------	----

MONDIAL

1000 EVO (Rad.cal)	04 -	HS
1000 Piega	03 -	HS
1000 RZ Nuda	04 -	HS
1000 Starfighter (Rad.cal)	04 -	HS

MOTO-GUZZI

1200 MGS-01 Corsa (Rad.cal)	05 -	HS
-----------------------------	------	----

MOTO-MORINI

1200 Granferro	10 -	HS
----------------	------	----

MV AGUSTA

1000 F4 R	06 - 07	HS
-----------	---------	----

SHERCO

SM 450 4.5i Supermotard	06 -	RS
-------------------------	------	----

TM

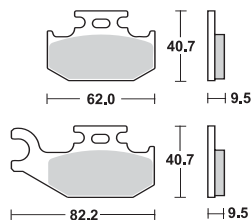
SMX 450 F	04 -	RS
SMX 660 F	04 -	RS

TRIUMPH

1050 Speed Triple (Rad.cal)	08 -	HS
-----------------------------	------	----



SBS 767 SI RSI



CAN-AM			
500 Outlander MAX STD			
Left/Rear	07 -		SI
500 Outlander MAX STD			
Right	07 -	SI	
500 Outlander MAX XT			
Left/Rear	07 -		SI
500 Outlander MAX XT			
Right	07 -	SI	
500 Outlander STD			
Left/Rear	07 -		SI
500 Outlander STD Right	07 -	SI	
500 Outlander XT			
Left/Rear	07 -		SI
500 Outlander XT Right	07 -	SI	
500 Renegade Left/Rear	08 -		SI
500 Renegade Right	08 -	SI	
650 Outlander MAX STD			
Left/Rear	07 -		SI
650 Outlander MAX STD			
Right	07 -	SI	
650 Outlander MAX XT			
Left/Rear	07 -		SI
650 Outlander MAX XT			
Right	07 -	SI	
650 Outlander STD			
Left/Rear	07 -		SI
650 Outlander STD Right	07 -	SI	
650 Outlander XT			
Left/Rear	07 -		SI
650 Outlander XT Right	07 -	SI	
800 Outlander MAX LTD			
Left/Rear	07 -		SI
800 Outlander MAX LTD			
Right	07 -	SI	

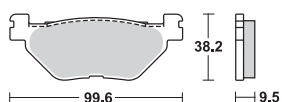
CAN-AM

800 Outlander MAX STD			
Left/Rear	07 -		SI
800 Outlander MAX STD			
Right	07 -	SI	
800 Outlander MAX XT			
Left/Rear	07 -		SI
800 Outlander MAX XT			
Right	07 -	SI	
800 Outlander STD			
Left/Rear	07 -		SI
800 Outlander STD Right	07 -	SI	
800 Outlander XT			
Left/Rear	07 -		SI
800 Outlander XT Right	07 -	SI	
800 Renegade EFi			
Left/Rear	07 -		SI
800 Renegade EFi Right	07 -	SI	
800 Renegade Left/Rear	08 -		SI
800 Renegade Right	08 -	SI	
800 Renegade X			
Left/Rear	08 -		SI
800 Renegade X Right	08 -	SI	

CANNONDALE

440 Blaze Right	03 -	SI	
440 Cannibal Right	03 -	SI	
440 Glamis Right	03 -	SI	
440 Moto Right	03 -	SI	
440 Speed Right	03 -	SI	

SBS 769 HF LS



HYOSUNG

GV 650 Aguila	04 - 05	HF	
---------------	---------	----	--

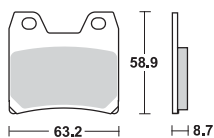
YAMAHA

TDM 900	02 -	LS	
XVS 950 A Midnight Star	09 -	LS	
FJR 1300	01 -	LS	
FJR 1300 ABS	03 - 05	LS	
FJR 1300 ABS	06 -	LS	
XVS 1300 A Midnight Star	07 -	LS	
V-MAX 1700	09 -	LS	

YAMAHA

XV 1700 PC Road Star			
Warrior	03 -		LS
XV 1900 Midnight Star	06 -		LS

SBS 770 HF LS



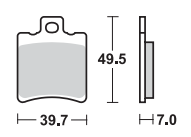
YAMAHA

FZS 1000 Fazer	01 - 05	LS	
XJR 1300	02 -	LS	



BERINGER			
6 Piston Caliper			
			◆

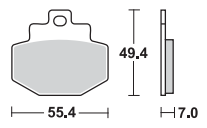
HF HS RS RQ SBS 771



1 set = 6 pcs.

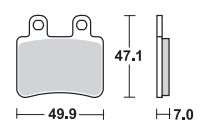
DERBI			
GP1	250	05-	HF

HF SBS 772



SCORPA			
	250 T-Ride	08-	HF

HF SBS 773



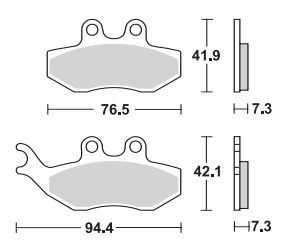
SHERCO			
SE	125 1.25F	10-	HF

YAMAHA			
XT	125 R	05-	HF

AJP			
PR3	125 Enduro	08-	HF
PR3	125 Supermotard	08-	HF
MX	200	09-	HF
PR3	200 Enduro	08-	HF
PR3	200 Supermotard	08-	HF

FANTIC			
	125 Caballero Motard		
	Aircooled	10-	HF
	125 Regolarna Casa	08-	HF
	125 Supersei Motard	08-	HF

HF SBS 774



BETA			
	125 M4	06-	HF
	125 Urban	10-	HF
ALP	125 4-stroke	06-	HF
RR	125 Enduro	10-	HF
RR	125 Supermotard	08-	HF
	200 Urban	10-	HF
ALP	200 4-stroke	06-	HF
ALP	350 4.0	04- 05	HF
ALP	350 4.0	06-	HF

GAS GAS			
	125 Pampera	04-	HF
	250 Pampera	02-	HF
	280 Pampera	04-	HF

HM			
CRE	50	06-	HF

KEEWAY			
	125 Enduro	07-	HF
	125 X-Ray	07-	HF

DERBI			
	125 Mulhacen	07	HF
	125 Senda R 4T	04-	HF
	125 Senda X-Treme		
	SM 4T	04-	HF

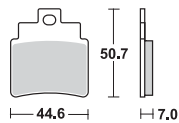
SHERCO			
SE	125 1.25F	10-	HF

YAMAHA			
XT	125 X Supermotard	05-	HF

Dimensions in mm / Dimensions en mm
1" = 25.4 mm , 1 mm = 0.04"

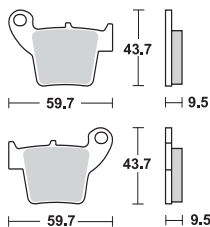
◆ Selection of compound - see page 138-139/Sélectionnement de composé de friction - voir page 138-139

Brake Pad Drawings


SBS 775 HF SI RSI
GILERA


1 set = 4 pcs.

250 Oregon Quad	07-	SI
KYMCO		
250 MXU	06-	SI
250 Urban Quad	06-	SI
KXR 250	04-	SI
300 Maxxer	06-	SI

SBS 777 SI RSI CS
APRILIA


MXV 450	09-	RSI
BRAKING		
Rear cross (1 piston)		◆
FANTIC		
50 Caballero Motard	10-	HF
50 Caballero Regularita	10-	HF
125 Caballero Motard	10-	HF
125 Caballero Regularita	10-	HF
200 Caballero Motard	10-	HF
200 Caballero Regularita	10-	HF

HONDA

CRE 125	02-	SI
CRF 150 R	07-	RSI
CR 250	02-	RSI
CRE 250	02-	SI
CRE 250 F	04-	SI
CRF 250 R	04- 09	RSI
CRF 250 R Efi	10-	RSI
CRF 250 X	04-	SI
CRE 450 F	02-	SI
CRF 450 Efi	09-	RSI
CRF 450 R	02- 08	RSI
CRF 450 X	05-	SI

HM

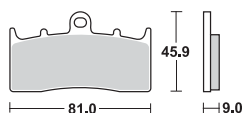
CR 125 Supermotard	04- 06	RSI
CRE 125 Enduro	02-	SI
CRM 125 X Supermotard	07	RSI
CRE 250 Enduro	02-	SI
CRE 250 F Enduro	04-	SI
CRE 250 Supermotard	04- 07	RSI
CRE 250 X Enduro	04-	SI
CRF 250 Supermotard	04- 06	RSI
CRM 250 X Supermotard	07-	RSI
CRE 450 F Enduro	02-	SI
CRE 450 X Enduro	04-	SI
CRF 450 Supermotard	02- 06	RSI
CRM 450 X Supermotard	07-	RSI
CRM 500 X Supermotard	07-	RSI

MEGELLI

125 M, R, S	08-	HF
-------------	-----	----

SUZUKI

RME 50	10-	HF
--------	-----	----

SBS 778 HF HS RS
BMW


R 850 R	03-	HS
R 1100 S With Integral ABS	01-	HS
R 1150 R	01-	HS
R 1150 R Rockster	03-	HS
R 1150 RS	01-	HS
K 1200 LT With Integral ABS	01-	HS
K 1200 R	05- 08	HS
K 1200 R Sport	07-	HS
R 1200 C Classic	03- 04	HS
R 1200 C Independent	03-	HS
R 1200 C Montauk	04-	HS
R 1200 CL	03-	HS
R 1200 R	07-	HS
K 1300 R	09-	HS

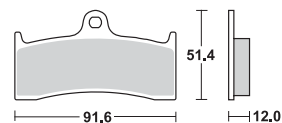
Dimensions in mm / Dimensions en mm

1" = 25.4 mm , 1 mm = 0.04"

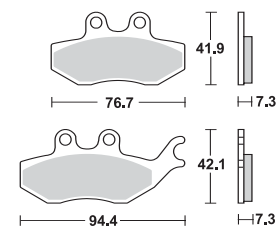
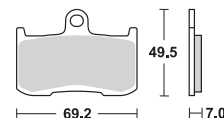
◆ Selection of compound - see page 138-139/Sélectionnement de composé de friction - voir page 138-139

**BERINGER**

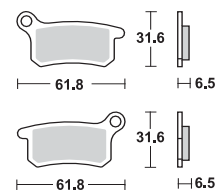
6 Piston Endurance Caliper

**DC****SBS 779****KEEWAY**

TX 125 SM 10- HF

HF**SBS 780****KAWASAKI**ZX-9R 900 Ninja 02- HS
Z 1000 03- 06 HS**HF HS DC RS****SBS 782****SUZUKI**

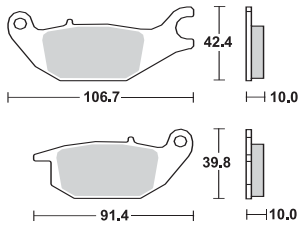
1340 B-King 08- HS

TRIUMPH675 Daytona (Rad.cal) 06- 08 HS
675 Street Triple R 09- HS
1050 Speed Triple
(Rad.cal) 05- 07 HS
1050 Tiger 07- HS
1050 Tiger SE (Rad.cal) 09- HS**KTM**SX 65 02- 03 RSI
SX 65 04- 08 RSI
SX 65 09- RSI RSI
SX 85 04- RSI RSI**SI RSI****SBS 783**



SBS 784 HF

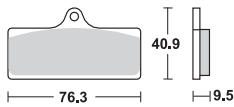
HONDA



CBR 125 R	04 -	HF
XLV 125 Varadero	01 -	HF
CBR 150 R	00 -	HF

SBS 785 HS DC RS DS

A.P. RACING CALIPERS

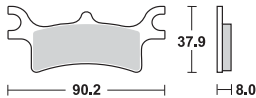


CP-4488 Two Pad Radial		
4 Piston Monoblock	◆	

SBS 787 SI RSI ATS

POLARIS

POLARIS

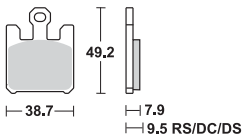


325 Xpedition	02 -	ATS
330 ATP	06 -	ATS
330 E Trail Blazer	08 -	ATS
330 Magnum 2x4, 4x4	03 -	ATS
450 Sportsman	06 -	ATS
500 E Scrambler 2x4, 4x4	08 -	ATS
500 Magnum 2x4, 4x4	02 -	ATS
500 Predator e	06 -	ATS
500 Sportsman HO	03 -	ATS
600 Sportsman	03 -	ATS
700 Sportsman	02 -	ATS
700 Sportsman MV 700	05 -	ATS

800 Sportsman	05 -	ATS
---------------	------	-----

SBS 788 HS DC RS DS

DERBI



659 Mulhacen	05	HS
--------------	----	----

KAWASAKI

ZX-6RR 600 Ninja (Rad.cal)	03 - 06	HS
ZX-6R 636 Ninja (Rad.cal)	03 - 06	HS
ZX-10R 1000 Ninja (Rad.cal)	04 - 07	HS
ZX-12R 1200 Ninja (Rad.cal)	04 -	HS
VN 1600 Mean Streak	05 -	HS

SUZUKI

GSX-R 1000 (Rad.cal)	03	HS
M 1600 Intruder	05 -	HS

1 set = 4 pcs.

Dimensions in mm / Dimensions en mm

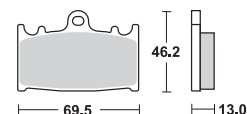
1" = 25.4 mm , 1 mm = 0.04"

◆ Selection of compound - see page 138-139/Sélectionnement de composé de friction - voir page 138-139



SUZUKI			
C	1500 Intruder Left/Rear	05 -	LS
VL	1500 Intruder LC Left/Rear	02	LS

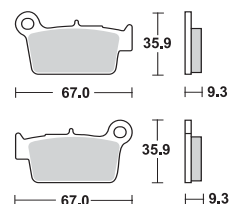
HF LS **SBS 789**



APRILIA			
RXV	450	06 -	SI
SXV	450	06 -	RSI
SXV	450 Van den Bosch Rep.	08 -	RSI
RXV	550	06 -	SI
SXV	550	06 -	RSI
SXV	550 Van den Bosch Rep.	08 -	RSI

SUZUKI			
RM-Z	450	05 - 07	RSI
RM-Z	450 Efi	08 -	RSI

HF LS SI RSI CS **SBS 790**



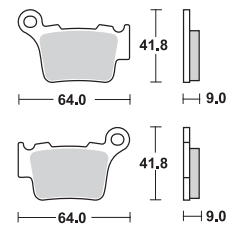
BETA			
RR	250 Enduro	05 -	SI
RR	400 Enduro	05 -	SI
RR	450 Enduro	05 -	SI
RR	525 Enduro	05 -	SI

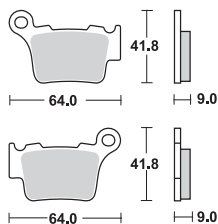
TM			
125		05 -	RSI
125 Enduro		05 -	SI
250		05 -	RSI
250 Enduro		05 -	SI
250 F		05 -	RSI
250 F Enduro		05 -	SI
300		05 -	RSI
300 Enduro		05 -	SI
450 F		05 -	RSI
450 F Enduro		05 -	SI
530 F		05 -	RSI
530 F Enduro		05 -	SI

CCM			
450 MX		08 -	RSI

YAMAHA			
WR	125 R, XY	09 -	HF
YZ	125	03 - 07	RSI
YZ	125	08 -	RSI
WR	250 F	03 -	SI
WR	250 R	08 -	LS
WR	250 X	08 -	LS
YZ	250	03 - 07	RSI
YZ	250	08 -	RSI
YZ	250 F	03 - 06	RSI
YZ	250 F	07 - 09	RSI
YZ	250 F	10 -	RSI
WR	450 F	03 -	SI
YZ	450 F	03 - 07	RSI
YZ	450 F	08 - 09	RSI
YZ	450 F Efi	10 -	RSI

HF SI RSI CS **SBS 791**




SBS 791 HF SI RSI CS

KTM

EXC 125 Enduro	04 -	SI
SX 125	04 -	RSI
SX 144	07 - 08	RSI
SX 150	09 -	RSI
EXC 200 Enduro	04 -	SI
SX 200	03 - 04	RSI
EXC 250 Enduro	04 -	SI
EXC 250 Enduro 4T	04 - 06	SI
EXC-F 250 Enduro	07 -	SI
SX 250	03 -	RSI
SX-F 250	06 -	RSI
EXC 300 Enduro	04 -	SI
EXC 400 Racing	04 -	SI
EXC 450 Racing	04 -	SI
SX 450	03 -	RSI
SX 450 SM Factory Replica	04 -	RSI
SX 450 SMR	04 - 06	RSI

KTM

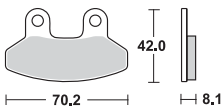
SX 450 SMR	07 -	RSI
XC-F 450	08 -	RSI
SX 505 Racing	07 -	RSI
XC-F 505	09 -	RSI
EXC 525 Racing	04 -	SI
SX 525 Racing	04 - 06	RSI
SX 525 SMR	04 -	RSI
EXC 530 Racing	08 -	SI
SX 560 SMR	06 -	RSI

RIEJU

MRX 250 Marathon	10 -	SI
MRX 450 Marathon	08 -	SI

WRM

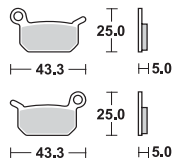
450 MX	06 -	RSI
--------	------	-----

SBS 792 HF

RIEJU

RS2 125 Pro	08 -	HF
-------------	------	----

SYM

VS 125	07 -	HF
VS 150	07 -	HF

SBS 794 SI RSI

HUSQVARNA

CR 50 Pro Senior	06 -	RSI
CR 50 Senior	06 -	RSI

KTM

SM 50 Supermoto	06 -	RSI	RSI
SX 50 Pro Junior LC	02 -	RSI	RSI
SX 50 Pro Senior LC	02 - 03	RSI	RSI
SX 50 Pro Senior LC	04 -	RSI	RSI
SX 50 Senior Adventure	04 -	RSI	RSI
SX 65	04 - 08	RSI	RSI

LEM

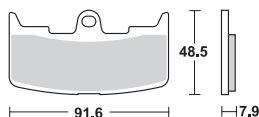
50 R2, R3, R3 XC	03 -	RSI	RSI
------------------	------	-----	-----

LEM

RX 65	05 -	RSI	RSI
-------	------	-----	-----

POLINI

X1 50 R	04 -	RSI	RSI
X3 50 R	04 -	RSI	RSI
X5 65 RP	05 -	RSI	RSI

SBS 795 HF HS RS

BUELL

XB9R 984 Firebolt	02 -	HS
XB9S 984 Lightning	03 -	HS
XB9SX 984 CityX	05 -	HS
XB12R 1200 Firebolt	04 - 08	HS
XB12S 1200 Lightning	04 - 08	HS
XB12Scg 1200 Lightning	06 - 08	HS
XB12Ss 1200 Lightning Long	06 - 08	HS
XB12STT 1200 Super TT	07 -	HS
XB12X 1200 Ulysses	06 -	HS

**BMW**

R	850 RT With Integral ABS	01 -	HS
R	1100 S Without Integral ABS	01 -	HS
R	1150 GS, GS Adventurer	02 -	HS
R	1150 RT With Integral ABS	01 -	HS
	1200 HP2 Megamoto	07 -	HS
K	1200 GT With Integral ABS	02 - 08	HS
K	1200 RS	01 - 02	HS
K	1200 RS	03 -	HS
K	1200 S	05 - 08	HS

HONDA

CBF	125	09 -	HF
CBR	125 R	04 -	HF
CBR	150 R	00 -	HF

RIEJU

RS2	125 NKD	06 -	HF
-----	---------	------	----

KAWASAKI

KFX	450 Right	07 -	SI
KVF	650 Brute Force 4x4 (D_, E_) Right	05 -	SI
KVF	650 Prairie (A_, B_) Right	01 - 03	SI
KFX	700 V-Force Right	04 -	SI
KSV	700 V-Force A1- Right	04 -	SI
KVF	700 Prairie (A_, B_, D_) Right	04 -	SI

SUZUKI

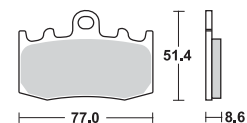
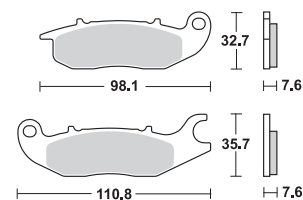
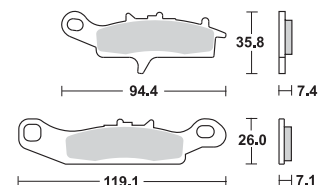
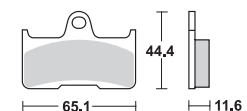
LT-V	700 Quadrunner Twin Peaks Right	04 -	SI
------	------------------------------------	------	----

YAMAHA

YFM	660 FWAP 4x4 Grizzly	02 -	SI
-----	----------------------	------	----

BMW

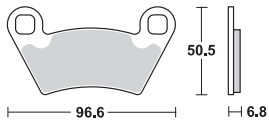
R	1200 GS	04 -	HS
R	1200 RT	06 -	HS
R	1200 S	06 -	HS
R	1200 ST	06 -	HS
K	1300 GT	09 -	HS
K	1300 S	09 -	HS

HF HS RS SBS 796**HF SBS 797****SI RSI SBS 798****SI RSI SBS 799**



SBS 800 SI RSI ATS

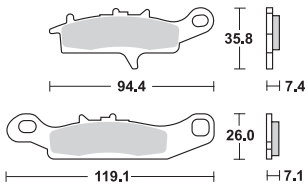
POLARIS



Ranger 2x4, 4x4, 6x6	02 -	ATS	ATS
Ranger XP	06 -	ATS	ATS

SBS 801 SI RSI

KAWASAKI



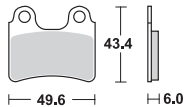
KFX 450 Left/Rear	07 -	SI	
KVF 650 Brute Force 4x4 (D., E.) Left	05 -	SI	
KVF 650 Prairie (A., B.) Left	01 - 03	SI	
KFX 700 V-Force Left	04 -	SI	
KSV 700 V-Force A1- Left	04 -	SI	
KVF 700 Prairie (A., B., D.) Left	04 -	SI	

SUZUKI

LT-V 700 Quadrunner Twin Peaks Left	04 -	SI	
-------------------------------------	------	----	--

SBS 802 HF

AJP



PR3 125 Enduro	08 -	HF	
PR3 125 Supermotard	08 -	HF	
PR4 125 Enduro	04 -	HF	
PR4 125 Supermotard	04 -	HF	
PR3 200 Enduro	08 -	HF	
PR3 200 Supermotard	08 -	HF	
PR4 200 Enduro	04 -	HF	
PR4 200 Supermotard	04 -	HF	

BETA

80 EVO	09 -	HF	
125 EVO	09 -	HF	
125 Rev 3	00 -	HF	HF
200 EVO	09 -	HF	
250 EVO (2 stroke & 4 stroke)	09 -	HF	
250 Rev 3	00 -	HF	HF
270 Rev 3	00 -	HF	HF
290 EVO	09 -	HF	
300 EVO	09 -	HF	

GAS GAS

TXT 125	04 -	HF	
TXT 200	04 -	HF	
TXT 250	04 -	HF	
TXT 280	04 -	HF	
TXT 300	04 -	HF	
TXT 300 Pro	07 -	HF	

HONDA

250 Cota 4RT	05 -	HF	
--------------	------	----	--

MONTESA

250 Cota 4RT	05 -	HF
360 315R	01 - 04	HF

OSSA

TR 280 i	10 -	HF
----------	------	----

SCORPA

SY 115 F Trial	06 -	HF
SY 125 F Trial	06 -	HF
SY 250 F Trial	06 -	HF
SY 250 Trial	00 -	HF

SHERCO

ST 125 1.25	06 -	HF
ST 250 2.5	01 -	HF
ST 290 2.9	01 -	HF
ST 320 3.2F	05 -	HF



APRILIA			
50 Mini RX	04-	HF	

BETA			
50 ProRace 12/10	04-	HF	HF

FACTORY			
R12 50 Phantom Agua	06-	HF	
R14 50 Phantom Agua	04-	HF	
R2 65 Phantom	04-	HF	

GAS GAS			
TXT 125	04-	HF	
TXT 200	04-	HF	
TXT 250	04-	HF	
TXT 280	04-	HF	
TXT 300	04-	HF	
TXT 300 Pro	07-	HF	

HONDA			
250 Cota 4RT	05-	HF	

HUSQVARNA			
CR 50 Junior	06-	HF	
CR 50 Pro Senior	06-	HF	
CR 50 Senior	06-	HF	

MACBOR			
XC 50 510 Racing	04-	HF	
XC 50 512 Pro	04-	HF	
XC 50 512 Racing	04-	HF	
XC 50 512 T	04-	HF	

A.P. RACING CALIPERS			
CP-6688 Four Pad			
Radial 4 Piston			
Monoblock		◆	

BREMBO RACING CALIPERS			
Four Pad Radial			
Monoblock		◆	

PVM			
4 Pad Caliper		◆	

KAWASAKI			
Z 1000 (Rad.cal)	10-	HS	
ZX-10R 1000 Ninja (Rad.cal)	08- 09	HS	
ZX-10R 1000 Ninja (Rad.cal)	10-	HS	

SUZUKI			
GSX-R 600 (Rad.cal)	04- 05	HS	
GSX-R 600 (Rad.cal)	06-	HS	
GSX-R 750 (Rad.cal)	04- 05	HS	
GSX-R 750 (Rad.cal)	06-	HS	
GSX-R 1000 (Rad.cal)	04- 06	HS	
GSX-R 1000 (Rad.cal)	07- 08	HS	
GSX-R 1000 (Rad.cal)	09-	HS	
GSX-R 1300 Hayabusa	08-	HS	
M 1800 R Intruder	06-	HS	



MACBOR			
XC 50 515 R 6V	04-	HF	

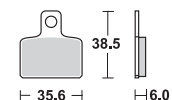
MONTESA			
250 Cota 4RT	05-	HF	
360 315R	01- 04	HF	

OSSA			
TR 280 i	10-	HF	

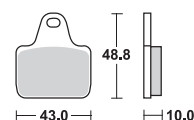
SCORPA			
SY 115 F Trial	06-	HF	
TY-S 115 F Trial	06-	HF	
SY 125 F Trial	06-	HF	
TY-S 125 F Trial	06-	HF	
SY 250 F Trial	06-	HF	
SY 250 Trial	00-	HF	

SHERCO			
ST 125 1.25	06-	HF	
ST 250 2.5	01-	HF	
ST 290 2.9	01-	HF	
ST 320 3.2F	05-	HF	

HF SBS 803



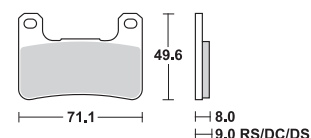
DC DS SBS 805



1 set = 4 pcs.

HS DC RS DS SBS 806

SUZUKI			
M 1800 R2 Intruder	08-	HS	



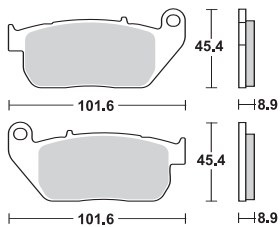
Dimensions in mm / Dimensions en mm

1" = 25.4 mm , 1 mm = 0.04"

◆ Selection of compound - see page 138-139/Sélectionnement de composé de friction - voir page 138-139



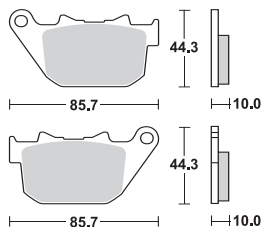
SBS 807 HS



HARLEY DAVIDSON

XL	883 C Sportster Custom	04 -	HS
XL	883 L Sportster Low	06 -	HS
XL	883 Sportster	04 -	HS
XL	883 Sportster R	05 -	HS
XL	1200 C Sportster Custom	04 -	HS
XL	1200 L Sportster Low	07 -	HS
XL	1200 N Nightster	07 -	HS
XL	1200 R Sportster		
	Roadster	04 -	HS

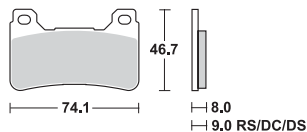
SBS 808 LS



HARLEY DAVIDSON

XL	883 C Sportster Custom	04 -	LS
XL	883 L Sportster Low	06 -	LS
XL	883 Sportster	04 -	LS
XL	883 Sportster R	05 -	LS
XL	1200 C Sportster Custom	04 -	LS
XL	1200 L Sportster Low	07 -	LS
XL	1200 N Nightster	07 -	LS
XL	1200 R Sportster		
	Roadster	04 -	LS
XR	1200	08 -	LS

SBS 809 HS DC RS DS



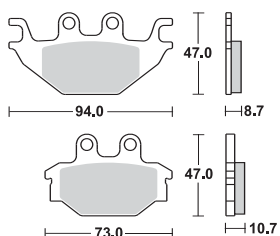
HONDA

CBR	600 RR (Rad.cal)	05 - 06	HS
CBR	600 RR (Rad.cal)	07 -	HS
CBR	600 RR (Rad.cal) ABS	09 -	HS
CB	1000 R (Rad.cal)	08 -	HS
CBR	1000 RR Fireblade		
	(Rad.cal)	04 - 05	HS
CBR	1000 RR Fireblade		
	(Rad.cal)	06 - 07	HS
CBR	1000 RR Fireblade		
	(Rad.cal)	08	HS

HONDA

CBR	1000 RR Fireblade		
	(Rad.cal) ABS	09 -	HS

SBS 810 HF SI RSI



ADLY

	300 Cross X Over	07 -	SI
	300 Cross X Road	07 -	SI
ATV	300 Sport	07 -	SI
	320 S	07 -	SI
	320 U	07 -	SI

KYMCO

	300 Maxxer	06 -	SI
	300 MXU	06 -	SI
	500 MXU	06 -	SI
	500 UXV 4x4	08 -	SI

CAN-AM

DS	250	08 -	SI	SI
----	-----	------	----	----

SYM

	200 Trackrunner	06 -	SI	SI
	250 Quadlander	06 -	SI	
	300 City Max	06 -	SI	
	300 Quadlander	06 -	SI	SI
	600 Quad Raider	08 -	SI	SI

CPI

	250 XS ATV	07 -	SI
--	------------	------	----

HERCULES

	280 ATV	07 -	SI
	300 ATV Sport	07 -	SI

YAMAHA

YZF	125 R	08 -	HF
-----	-------	------	----

KYMCO

	250 MXU	06 -	SI
	250 Urban Quad	06 -	SI
KXR	250	04 -	SI

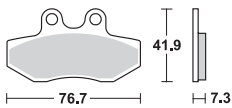
Dimensions in mm / Dimensions en mm

1" = 25.4 mm , 1 mm = 0.04"

◆ Selection of compound - see page 138-139/Sélectionnement de composé de friction - voir page 138-139



SBS 817 HF



AJP

PR4	125 Enduro	04 -	HF
PR4	125 Supermotard	04 -	HF
PR4	200 Enduro	04 -	HF
PR4	200 Supermotard	04 -	HF

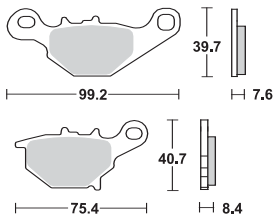
SHERCO

125		02 -	HF
125	City Corp 4T Enduro	03 -	HF
125	City Corp 4T SM	03 -	HF

TOMOS

MC	125 T	06 -	HF
SE	125	05 -	HF

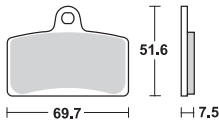
SBS 820 SI RSI CS



SUZUKI

RM	85 , L	05 -	RSI
----	--------	------	-----

SBS 821 HS



BLATA

125	Enduro	07 -	HS
125	Motard	07 -	HS

MALAGUTI

NKD	50 Dragon	06 -	HS
-----	-----------	------	----

MOTORHISPANIA

MH7	125 Naked	08 -	HS
RX	125 R	08 -	HS

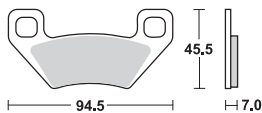
RIEJU

125	Tango	06 -	HS
RS3	125	10 -	HS

TOMOS

SM	125 F (Rad.cal)	06 -	HS
----	-----------------	------	----

SBS 822 SI RSI ATS



ARCTIC CAT

250	2x4	05 -	ATS	ATS
300	4x4	05 -	ATS	ATS
400	2x4/4x4 (FIS)	05 -	ATS	ATS
500	2x4/4x4 (FIS)	05 -	ATS	ATS
500	TBX 4x4	05 -	ATS	ATS
500	TRV 4x4	05 -	ATS	ATS
TRV	550	09 -	ATS	ATS
650	H1 4x4 Aut.	05 -	ATS	ATS
650	V2 4x4 Aut.	05 -	ATS	ATS
650	V2 4x4 Aut. LE	05 -	ATS	ATS
TRV	700	09 -	ATS	ATS
1000	Thundercat	09 -	ATS	ATS
TRV	1000	09 -	ATS	ATS

KYMCO

400	MXU	08 -	ATS	ATS
-----	-----	------	-----	-----

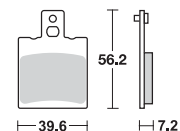
Dimensions in mm / Dimensions en mm

1" = 25.4 mm , 1 mm = 0.04"

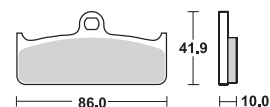
◆ Selection of compound - see page 138-139/Sélectionnement de composé de friction - voir page 138-139

**APRILIA**

RS	125	99 - 05	HF
RS	125 , Extrema	93 - 98	HF
RS	125 Pista	05 -	HF

**HF RQ****SBS 824****NISSIN**

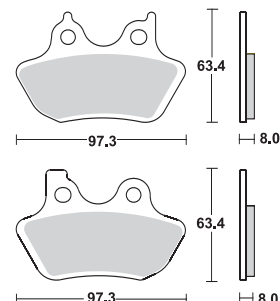
4 Piston Racing Caliper ◆

DC**SBS 825****HARLEY DAVIDSON**

XL	883 R Sportster	00 - 03	HS
XL	883 Sportster		
	Custom	00 - 03	HS
XLH	883 Sportster	00 - 03	HS
XLH	883 Sportster Hugger	00 - 03	HS
VRSCA	1130 V-Rod	02 - 05	HS
VRSCB	1130 V-Rod	04	HS
XL	1200 Sportster		
	Custom	00 - 03	HS
XL	1200 Sportster Sport	00 - 03	HS
XLH	1200 Sportster	00 - 03	HS
FLHR/I	1450 Road King	00 - 04	HS
FLHR/I	1450 Road King	05 - 06	HS
FLHRCI	1450 Road King		
	Classic	00 - 04	HS
FLHRCI	1450 Road King		
	Classic	05 - 06	HS
FLHRS/I	1450 Road King		
	Custom	04	HS
FLHRS/I	1450 Road King		
	Custom	05 - 06	HS
FLHT/I	1450 Electra Glide		
	Standard	00 - 04	HS
FLHT/I	1450 Electra Glide		
	Standard	05 - 06	HS
FLHTC/I	1450 Electra Glide		
	Classic	00 - 04	HS
FLHTC/I	1450 Electra Glide		
	Classic	05 - 06	HS
FLHTCUI	1450 Ultra Classic		
	Electra Glide	00 - 04	HS
FLHTCUI	1450 Ultra Classic		
	Electra Glide	05 - 06	HS
FLHXI	1450 Street Glide	06	HS
FLSTC/I	1450 Heritage Softail		
	Classic	00 - 04	HS

HARLEY DAVIDSON

FLSTC/I	1450 Softail	05 - 06	HS
FLSTF/I	1450 Fat Boy	00 - 04	HS
FLSTF/I	1450 Fat Boy	05 - 06	HS
FLSTI	1450 Heritage Softail	06	HS
FLSTN/I	1450 Softail Deluxe	05 - 06	HS
FLTR/I	1450 Road Glide		
	Classic	00 - 04	HS
FLTR/I	1450 Road Glide		
	Classic	05 - 06	HS
FXD	1450 Dyna Super		
	Glide	00 - 03	HS
FXDBI	1450 Dyna Street Bob	06	HS
FXDC/I	1450 Dyna Super Glide		
	Custom	05 - 06	HS
FXDI	1450 35th Anniversary		
	Super Glide	06	HS
FXDI	1450 Dyna Super		
	Glide	04	HS
FXDI	1450 Dyna Super		
	Glide	05 - 06	HS
FXDL	1450 Dyna Low Rider	00 - 03	HS
FXDLI	1450 Dyna Low Rider	04	HS
FXDLI	1450 Dyna Low Rider	05 - 06	HS
FXDS	1450 Dyna Convertible	00 - 02	HS
FXDWG	1450 Dyna Wide Glide	00 - 03	HS
FXDWGI	1450 Dyna Wide Glide	04	HS
FXDWGI	1450 Dyna Wide Glide	05 - 06	HS
FXDX	1450 Dyna Super		
	Glide Sport	00 - 03	HS
FXDXI	1450 Dyna Super		
	Glide Sport	04	HS
FXDXI	1450 Dyna Super		
	Glide Sport	05 - 06	HS
FXDXT	1450 Dyna Super		
	Glide T-Sport	00 - 03	HS
FXST/I	1450 Softail Standard	00 - 04	HS

HS**SBS 826**

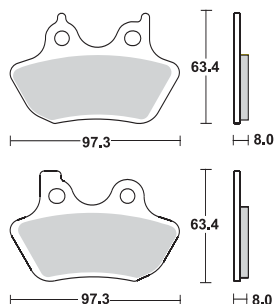
Dimensions in mm / Dimensions en mm

1" = 25.4 mm , 1 mm = 0.04"

◆ Selection of compound - see page 138-139/Sélectionnement de composé de friction - voir page 138-139



SBS 826 HS



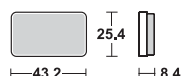
HARLEY DAVIDSON

FXST/I	1450 Softail Standard	05	HS
FXST/I	1450 Softail Standard	06	HS
FXSTB/I	1450 Night Train	00 - 04	HS
FXSTB/I	1450 Night Train	05	HS
FXSTB/I	1450 Night Train	06	HS
FXSTD/I	1450 Softail Deuce	00 - 04	HS
FXSTD/I	1450 Softail Deuce	05 - 06	HS
FLHR	1584 Road King	07	HS
FLHRC	1584 Road King		
	Classic	07	HS
FLHRS	1584 Road King		
	Custom	07 -	HS
FLHT	1584 Electra Glide		
	Standard	07	HS
FLHTC	1584 Electra Glide		
	Classic	07	HS
FLHTCU	1584 Ultra Classic		
	Electra Glide	07 -	HS

HARLEY DAVIDSON

FLHX	1584 Street Glide	07	HS
FLSTC	1584 Heritage Softtail		
	Classic	07	HS
FLSTF	1584 Fat Boy	07	HS
FLSTN	1584 Softail Deluxe	07	HS
FXD	1584 Dyna Super		
	Glide	07	HS
FXDB	1584 Dyna Street Bob	07	HS
FXDC	1584 Dyna Super Glide		
	Custom	07	HS
FXDL	1584 Dyna Low Rider	07	HS
FXDWG	1584 Dyna Wide Glide	07	HS
FXST	1584 Softail Standard	07	HS
FXSTB	1584 Night Train	07	HS
FXSTC	1584 Softail Custom	07	HS
FXSTD	1584 Softail Deuce	07	HS

SBS 827 ATS



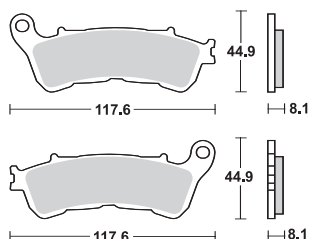
ARCTIC CAT

250 2x4			
	(Man. Hand Brake)	99 -	ATS
250 4x4			
	(Man. Hand Brake)	00 -	ATS
300 2x4			
	(Man. Hand Brake)	98 - 04	ATS
300 4x4			
	(Man. Hand Brake)	98 -	ATS
375 2x4/4x4			
	(Man. Hand Brake)	02	ATS
400 2x4			
	(Man. Hand Brake)	98 - 02	ATS
400 2x4/4x4 (FIS) Aut.			
	(Man. Hand Brake)	03 - 04	ATS
400 2x4/4x4 (FIS)			
	(Man. Hand Brake)	02 - 04	ATS
400 4x4			
	(Man. Hand Brake)	98 - 04	ATS
400 TBX 4x4			
	(Man. Hand Brake)	04	ATS
454 Bear Cat 2x4/4x4			
	(Man. Hand Brake)	98	ATS
500 2x4 (FIS)			
	(Man. Hand Brake)	02	ATS

ARCTIC CAT

500 2x4			
	(Man. Hand Brake)	02	ATS
500 4x4 (FIS) Aut.			
	(Man. Hand Brake)	02 - 03	ATS
500 4x4 (FIS)			
	(Man. Hand Brake)	02 - 03	ATS
500 4x4			
	(Man. Hand Brake)	98 - 02	ATS
500 TBX 4x4			
	(Man. Hand Brake)	03 - 04	ATS
500 TBX 4x4 Aut.			
	(Man. Hand Brake)	02	ATS
500 TRV 4x4			
	(Man. Hand Brake)	03 - 04	ATS

SBS 828 HF HS LS



HONDA

CBF	500 ABS	04 -	HS
CB	600 Hornet ABS	07 -	HS
CBF	600 N	08 -	HS
CBF	600 S	08 -	HS
DN-01	680	08 -	HS
NT	700 Deauville ABS	06 -	HS
XL	700 Transalp	08 -	HS
VFR	800	06 -	HS
VFR	800 ABS	06 -	HS
CBF	1000 ABS	06 -	HS LS
CBF	1000 Limited Edition ABS	09 -	HS LS
XL	1000 Varadero	04 -	HS
XL	1000 Varadero Travel	05 -	HS

SUZUKI

C	1800 R Intruder	08 -	HS
---	-----------------	------	----

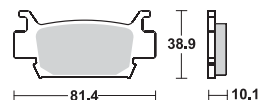
Dimensions in mm / Dimensions en mm

1" = 25.4 mm , 1 mm = 0.04"

◆ Selection of compound - see page 138-139/Sélectionnement de composé de friction - voir page 138-139

**HONDA**

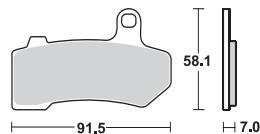
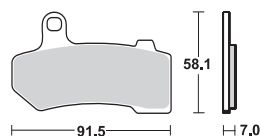
TRX	500 all models	05 -	SI	
TRX	700 XX	08 -	SI	

SI **SBS 829****HARLEY DAVIDSON**

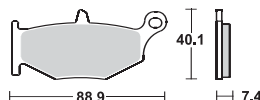
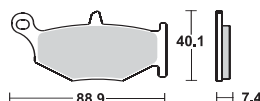
VRSCA	1130 V-Rod	06 -	HS	LS
VRSCAW	1130 V-Rod	08 -	HS	LS
VRSCD	1130 Night Rod	06 -	HS	LS
VRSCDX	1130 Night Rod			
	Special	08 -	HS	LS
VRSCF	1130 Muscle	09 -	HS	LS
VRSCR	1130 Street Rod	06 -	HS	LS
VRSCX	1130 V-Rod	08 -	HS	LS
FLHR	1584 Road King	08 -	HS	LS
FLHRC	1584 Road King			
	Classic	08 -	HS	LS
FLHT	1584 Electra Glide			
	Standard	08 -	HS	LS

HARLEY DAVIDSON

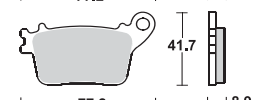
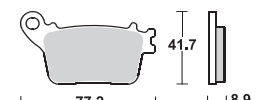
FLHTC	1584 Electra Glide			
	Classic	08 -	HS	LS
FLHTCi	1584 Ultra Electra			
	Glide Classic	08 -	HS	LS
FLHX	1584 Street Glide	08 -	HS	LS
FLTR	1584 Road Glide	08 -	HS	LS

HS LS **SBS 830****SUZUKI**

GSR	600	06 -	LS
GSX-R	600 (Rad.cal)	06 -	LS
GSX-R	750 (Rad.cal)	06 -	LS
GSX-R	1000 (Rad.cal)	07 - 08	LS
GSX-R	1300 Hayabusa	08 -	LS
	1340 B-King	08 -	LS

HF LS RQ **SBS 833****HONDA**

CB	600 Hornet	07 -	LS
CBR	600 RR (Rad.cal)	07 -	LS
CBR	600 RR (Rad.cal) ABS	09 -	LS
CBR	1000 RR Fireblade		
	(Rad.cal)	06 - 07	LS
CBR	1000 RR Fireblade		
	(Rad.cal)	08	LS
CBR	1000 RR Fireblade		
	(Rad.cal) ABS	09 -	LS

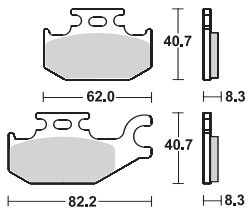
HF LS RQ **SBS 834****SUZUKI**

GSX-R	1000 (Rad.cal)	09 -	LS
-------	----------------	------	----

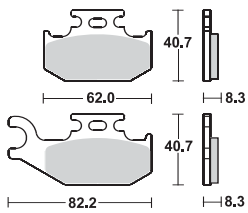
Dimensions in mm / Dimensions en mm

1" = 25.4 mm , 1 mm = 0.04"

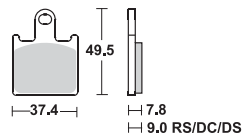
◆ Selection of compound - see page 138-139/Sélectionnement de composé de friction - voir page 138-139

**SBS 835 SI RSI****SUZUKI**

KLT-A	400 King Quad Left	08 -	SI
KLT-F	400 King Quad Left	08 -	SI
LT-A	400 King Quad Left	08 -	SI
LT-F	400 King Quad Left	08 -	SI
LT-A	450 King Quad Left	08 -	SI
LT-A	700 King Quad Left	05 -	SI
LT-A	750 King Quad Left	08 -	SI

SBS 836 SI RSI**SUZUKI**

KLT-A	400 King Quad Right	08 -	SI
KLT-F	400 King Quad Right	08 -	SI
LT-A	400 King Quad Right	08 -	SI
LT-F	400 King Quad Right	08 -	SI
LT-A	450 King Quad Right	08 -	SI
LT-A	700 King Quad Right	05 -	SI
LT-A	750 King Quad Right	08 -	SI

SBS 838 HS DC RS DS

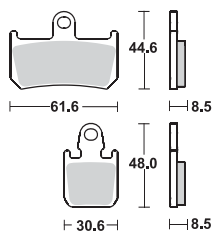
1 set = 4 pcs.

KAWASAKI

ZX-6R	600 Ninja (Rad.cal)	07 - 08	HS
ZX-6R	600 Ninja (Rad.cal)	09 -	HS
Z	1000	07 - 09	HS
GTR	1400 (Rad.cal)	07 -	HS
ZZR	1400 (Rad.cal)	06 -	HS

SUZUKI

1300 B-King	07	HS
-------------	----	----

SBS 839 HS DC RS DS

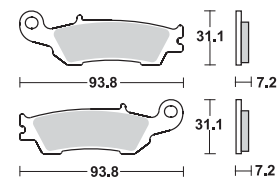
1 set = 2 pcs. small / large

YAMAHA

YZF	1000 R1 (Rad.cal)		
	(4-pad)	07 - 08	HS
YZF	1000 R1 (Rad.cal)		
	(4-pad)	09 -	HS
	1700 MT-01 (Rad.cal)	07 -	HS
V-MAX	1700	09 -	HS

**YAMAHA**

YZ	125	08 -	RSI
YZ	250	08 -	RSI
YZ	250 F	07 - 09	RSI
YZ	250 F	10 -	RSI
YZ	450 F	08 - 09	RSI
YZ	450 F Efi	10 -	RSI

SI RSI CS SBS 840**APRILIA**

RSV4	1000	09 -	HS
RSV4-R	1000	10 -	HS

BIMOTA

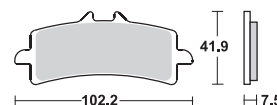
DB7	1099 (Rad.cal)	09 -	HS
-----	----------------	------	----

BMW

1200 HP2 Sport	08 -	HS
----------------	------	----

DUCATI

1098 Streetfighter S			
(Rad.cal)	09 -	HS	
1100 Hypermotard	07 -	HS	
1100 Hypermotard			
EVO SP	10 -	HS	
1198 (Rad.cal)	09 -	HS	
1198 S (Rad.cal)	09 -	HS	

HS DC RS DS SBS 841**DUCATI**

D16RR	990 Desmosedici RR	07 -	HS
	1098 (Rad. cal)	07 - 08	HS
	1098 R (Rad.cal)	08 -	HS
	1098 R Bayliss LE		
	(Rad.cal)	09 -	HS
	1098 S (Rad. cal)	07 - 08	HS
	1098 Streetfighter		
	(Rad.cal)	09 -	HS

KTM

RC8	1190	08 -	HS
RC8	1190 R	09 -	HS

MV AGUSTA

1078 Brutale RR	09	HS
1078 F4 CC	08 -	HS
1078 F4 RR	08 -	HS
1090 Brutale RR	10 -	HS

APRILIA

SXV	450	06 -	RSI
SXV	550	06 -	RSI
	650 Pegaso Factory	07 -	HS

HUSABERG

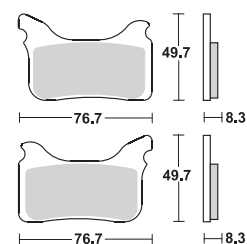
FS	450 c	06 -	RSI
FS	650 e, c	06 -	RSI

KTM

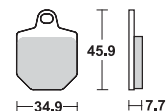
SX	450 SMR	04 - 06	RSI
----	---------	---------	-----

KTM

SX	525 SMR	04 -	RSI
----	---------	------	-----

HS RSI RS SBS 842**HM**

CRM	125 X Supermotard	07	RSI
CRM	250 X Supermotard	07 -	RSI
CRM	450 X Supermotard	07 -	RSI
CRM	500 X Supermotard	07 -	RSI

RSI DC SBS 843

1 set = 4 pcs.

KTM

SX	450 SMR	07 -	RSI
SX	560 SMR	06 -	RSI

Dimensions in mm / Dimensions en mm

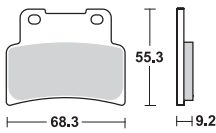
1" = 25.4 mm , 1 mm = 0.04"

◆ Selection of compound - see page 138-139/Sélectionnement de composé de friction - voir page 138-139



SBS 844 HF HS DC RS

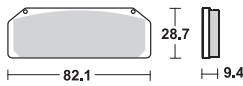
APRILIA



RS	125	06-	HF
SL	750 Shiver	07-	HS
SL	750 Shiver GT	09-	HS
SMV	750 Dorsoduro	09-	HS
NA	850 Mana	07	HS
NA	850 Mana	08-	HS
NA	850 Mana GT	09-	HS

SBS 845 DS

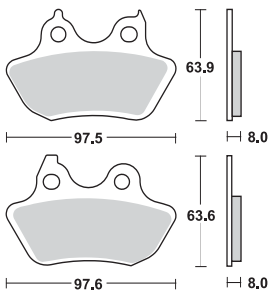
BREMBO RACING CALIPERS



GP type Radial
Monoblock
Racing Caliper

SBS 846 LS

HARLEY DAVIDSON



XL	883 R Sportster	00 - 03	LS
XL	883 Sportster		
	Custom	00 - 03	LS
XLH	883 Sportster	00 - 03	LS
XLH	883 Sportster		
	Hugger	00 - 03	LS
VRSCA	1130 V-Rod	02 - 05	LS
VRSCB	1130 V-Rod	04	LS
XL	1200 Sportster		
	Custom	00 - 03	LS
XL	1200 Sportster Sport	00 - 03	LS
XLH	1200 Sportster	00 - 03	LS
FLHR/I	1450 Road King	00 - 04	LS
FLHR/I	1450 Road King	05 - 06	LS
FLHRCI	1450 Road King		
	Classic	00 - 04	LS
FLHRCI	1450 Road King		
	Classic	05 - 06	LS
FLHRS/I	1450 Road King		
	Custom	04	LS
FLHRS/I	1450 Road King		
	Custom	05 - 06	LS
FLHT/I	1450 Electra Glide		
	Standard	00 - 04	LS
FLHT/I	1450 Electra Glide		
	Standard	05 - 06	LS
FLHTC/I	1450 Electra Glide		
	Classic	00 - 04	LS
FLHTC/I	1450 Electra Glide		
	Classic	05 - 06	LS
FLHTCUI	1450 Ultra Classic		
	Electra Glide	00 - 04	LS

HARLEY DAVIDSON

FLHTCUI	1450 Ultra Classic		
	Electra Glide	05 - 06	LS
FLHXI	1450 Street Glide	06	LS
FLSTC/I	1450 Heritage Softail		
	Classic	00 - 04	LS
FLSTC/I	1450 Softail	05 - 06	LS
FLSTF/I	1450 Fat Boy	00 - 04	LS
FLSTF/I	1450 Fat Boy	05 - 06	LS
FLSTI	1450 Heritage Softail	06	LS
FLSTN/I	1450 Softail Deluxe	05 - 06	LS
FLSTS/I	1450 Heritage		
	Springer	00 - 03	LS
FLSTSC/I	1450 Springer Softail		
	Classic	05 - 06	LS
FLTR/I	1450 Road Glide		
	Classic	00 - 04	LS
FLTR/I	1450 Road Glide		
	Classic	05 - 06	LS
FXD	1450 Dyna Super		
	Glide	00 - 03	LS
FXDBI	1450 Dyna Street Bob	06	LS
FXDC/I	1450 Dyna Super		
	Glide Custom	05 - 06	LS
FXDI	1450 35th Anniversary		
	Super Glide	06	LS
FXDI	1450 Dyna Super		
	Glide	04	LS
FXDI	1450 Dyna Super		
	Glide	05 - 06	LS
FXDL	1450 Dyna Low Rider	00 - 03	LS
FXDLI	1450 Dyna Low Rider	04	LS
FXDLI	1450 Dyna Low Rider	05 - 06	LS

Dimensions in mm / Dimensions en mm

1" = 25.4 mm , 1 mm = 0.04"

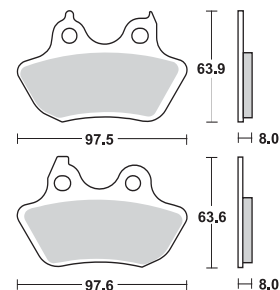
◆ Selection of compound - see page 138-139/Sélectionnement de composé de friction - voir page 138-139

**HARLEY DAVIDSON**

FXDS	1450 Dyna Convertible	00 - 02	LS
FXDWG	1450 Dyna Wide Glide	00 - 03	LS
FXDWGI	1450 Dyna Wide Glide	04	LS
FXDWGI	1450 Dyna Wide Glide	05 - 06	LS
FXDX	1450 Dyna Super Glide Sport	00 - 03	LS
FXDXI	1450 Dyna Super Glide Sport	04	LS
FXDXI	1450 Dyna Super Glide Sport	05 - 06	LS
FXDXT	1450 Dyna Super Glide T-Sport	00 - 03	LS
FXST/I	1450 Softail Standard	00 - 04	LS
FXST/I	1450 Softail Standard	05	LS
FXST/I	1450 Softail Standard	06	LS
FXSTB/I	1450 Night Train	00 - 04	LS
FXSTB/I	1450 Night Train	05	LS
FXSTB/I	1450 Night Train	06	LS
FXSTD/I	1450 Softail Deuce	00 - 04	LS
FXSTD/I	1450 Softail Deuce	05 - 06	LS
FXSTS/I	1450 Softail	05	LS
FXSTS/I	1450 Springer Softail	00 - 04	LS
FLHR	1584 Road King	07	LS
FLHRC	1584 Road King Classic	07	LS
FLHRS	1584 Road King Custom	07 -	LS
FLHT	1584 Electra Glide Standard	07	LS
FLHTC	1584 Electra Glide Classic	07	LS
FLHTCU	1584 Ultra Classic Electra Glide	07 -	LS

HARLEY DAVIDSON

FLHX	1584 Street Glide	07	LS
FLSTC	1584 Heritage Softtail Classic	07	LS
FLSTF	1584 Fat Boy	07	LS
FLSTN	1584 Softail Deluxe	07	LS
FLSTSC/I	1584 Softail	07	LS
FXD	1584 Dyna Super Glide	07	LS
FXDB	1584 Dyna Street Bob	07	LS
FXDC	1584 Dyna Super Glide Custom	07	LS
FXDL	1584 Dyna Low Rider	07	LS
FXDWG	1584 Dyna Wide Glide	07	LS
FXST	1584 Softail Standard	07	LS
FXSTB	1584 Night Train	07	LS
FXSTC	1584 Softail Custom	07	LS
FXSTD	1584 Softail Deuce	07	LS

LS SBS 846**DAELIM**

ST	250 Sector Quad	05 - 06	HF
----	-----------------	---------	----

E-TON

RXL	150 Viper	07 -	HF
VXL	250 Vector, ST Vector	06 -	HF
VTX	300 Vortex, ST Vortex	07 -	HF
VXL	300 Vector, ST Vector	07 -	HF

SYM

	250 Quadlander	06 -	HF
	300 City Max	06 -	HF

ADLY

ATV	300 Sport	07 -	SI
-----	-----------	------	----

CPI

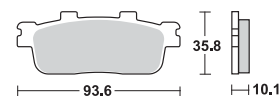
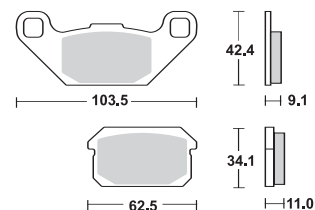
XS	250 Quad	06 -	SI
----	----------	------	----

PGO

BR	200 Bugrider	07 -	HF
BR	250 Bugrider	05 -	HF

QUADZILLA

XRV	250 , E	06 -	HF
-----	---------	------	----

HF SBS 847**HF SI SBS 848**

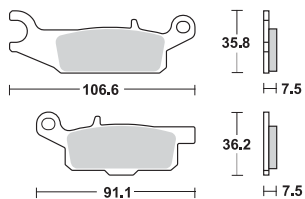
Dimensions in mm / Dimensions en mm

1" = 25.4 mm , 1 mm = 0.04"

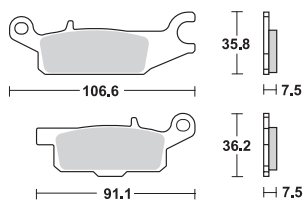
◆ Selection of compound - see page 138-139/Sélectionnement de composé de friction - voir page 138-139

**SBS 849 SI RSI****YAMAHA**

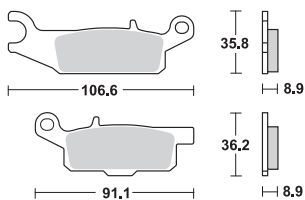
YFM 250 Raptor Right	09 -	SI
YFM 550 FGPW Grizzly Right	09 -	SI
YFM 700 FGPW Grizzly Right	07 -	SI

**SBS 850 SI RSI****YAMAHA**

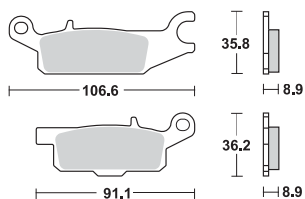
YFM 250 Raptor Left/Rear	09 -	SI
YFM 550 FGPW Grizzly Left	09 -	SI
YFM 700 FGPW Grizzly Left	07 -	SI

**SBS 851 SI RSI****YAMAHA**

YFM 550 FGPW Grizzly Right	09 -	SI
YFM 700 FGPW Grizzly Right	07 -	SI

**SBS 852 SI RSI****YAMAHA**

YFM 550 FGPW Grizzly Left	09 -	SI
YFM 700 FGPW Grizzly Left	07 -	SI



**HARLEY DAVIDSON**

FLSTC	1584 Heritage Softail Classic	08 -	HS
FLSTF	1584 Fat Boy	08 -	HS
FLSTN	1584 Softail Deluxe	08 -	HS
FXCW	1584 Rocker	08 -	HS
FXCWC	1584 Rocker C	08 -	HS
FXD	1584 Dyna Super Glide	08 -	HS
FXDB	1584 Dyna Street Bob	08 -	HS
FXDC	1584 Dyna Super Glide Custom	08 -	HS
FXDF	1584 Fat Bob	08 -	HS
FXDL	1584 Dyna Low Rider	08 -	HS
FXDWG	1584 Dyna Wide Glide	08 -	HS

HARLEY DAVIDSON

FLSTC	1584 Heritage Softail Classic	08 -	LS
FLSTF	1584 Fat Boy	08 -	LS
FLSTN	1584 Softail Deluxe	08 -	LS
FXCW	1584 Rocker	08 -	LS
FXCWC	1584 Rocker C	08 -	LS
FXD	1584 Dyna Super Glide	08 -	LS
FXDB	1584 Dyna Street Bob	08 -	LS
FXDC	1584 Dyna Super Glide Custom	08 -	LS
FXDF	1584 Fat Bob	08 -	LS
FXDL	1584 Dyna Low Rider	08 -	LS
FXDWG	1584 Dyna Wide Glide	08 -	LS

PGO

	50 Bugrider	06 -	HF
BR	150 Bugxter	05 -	HF
BR	200 Bugrider	07 -	HF
BR	250 Bugrider	05 -	HF

QUADZILLA

XRV	250 , E	06 -	HF
-----	---------	------	----

BUELL

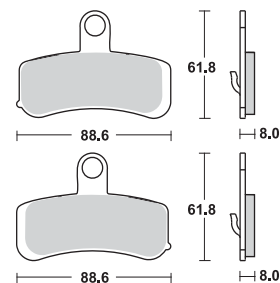
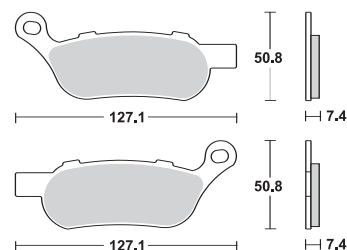
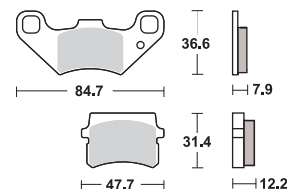
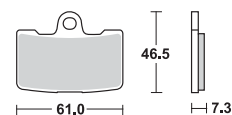
	1125 CR	09 -	HS
	1125 R	08 -	HS
XB12R	1200 Firebolt	09 -	HS
XB12Scg	1200 Lightning	09 -	HS
XB12Ss	1200 Lightning Long	09 -	HS

**HARLEY DAVIDSON**

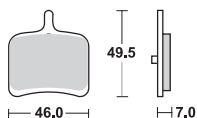
FXST	1584 Softail Standard	08 -	HS
FXSTB	1584 Night Train	08 -	HS
FXSTC	1584 Softail Custom	08 -	HS

HARLEY DAVIDSON

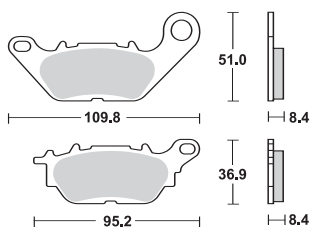
FXST	1584 Softail Standard	08 -	LS
FXSTB	1584 Night Train	08 -	LS
FXSTC	1584 Softail Custom	08 -	LS

HS SBS 853**LS SBS 854****HF SBS 855****HS RS SBS 856**

1 set = 4 pcs.

**SBS 857 LS****BUELL**

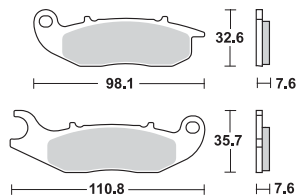
1125 CR	09 -	LS
1125 R	08 -	LS

SBS 858 HF**MBK**

XC 125 Waap	08 -	HF
-------------	------	----

YAMAHA

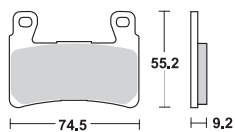
XC 125 Vity	08 -	HF
YBR 125	08 -	HF
135 Crypton X	08 -	HF

SBS 859 HF**DERBI**

125 Mulhacen	08 -	HF
125 Terra	08 -	HF
125 Terra Adventure	08 -	HF

SCORPA

250 T-Ride	08 -	HF
------------	------	----

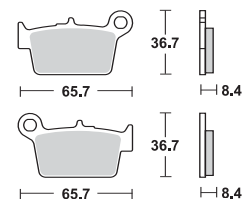
SBS 860 HS**HARLEY DAVIDSON**

XR 1200	08 -	HS
---------	------	----



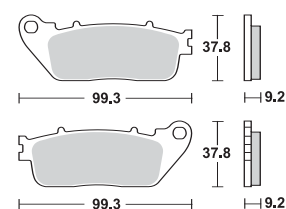
BETA		
125 M4	06-	HF
125 Urban	10-	HF
ALP 125 4-stroke	06-	HF
RR 125 Enduro	10-	HF
RR 125 Supermotard	08-	HF
200 Urban	10-	HF
ALP 200 4-stroke	06-	HF
350 M4	06-	HF
ALP 350 4.0	06-	HF

HF SBS 861



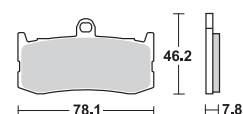
HONDA		
CB 1000 R (Rad.cal)	08-	LS
VFR 1200 F	10-	LS

HF LS SBS 862



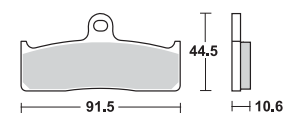
TRIUMPH		
675 Daytona Triple (Rad.cal)	09-	HS

HS DC RS SBS 864

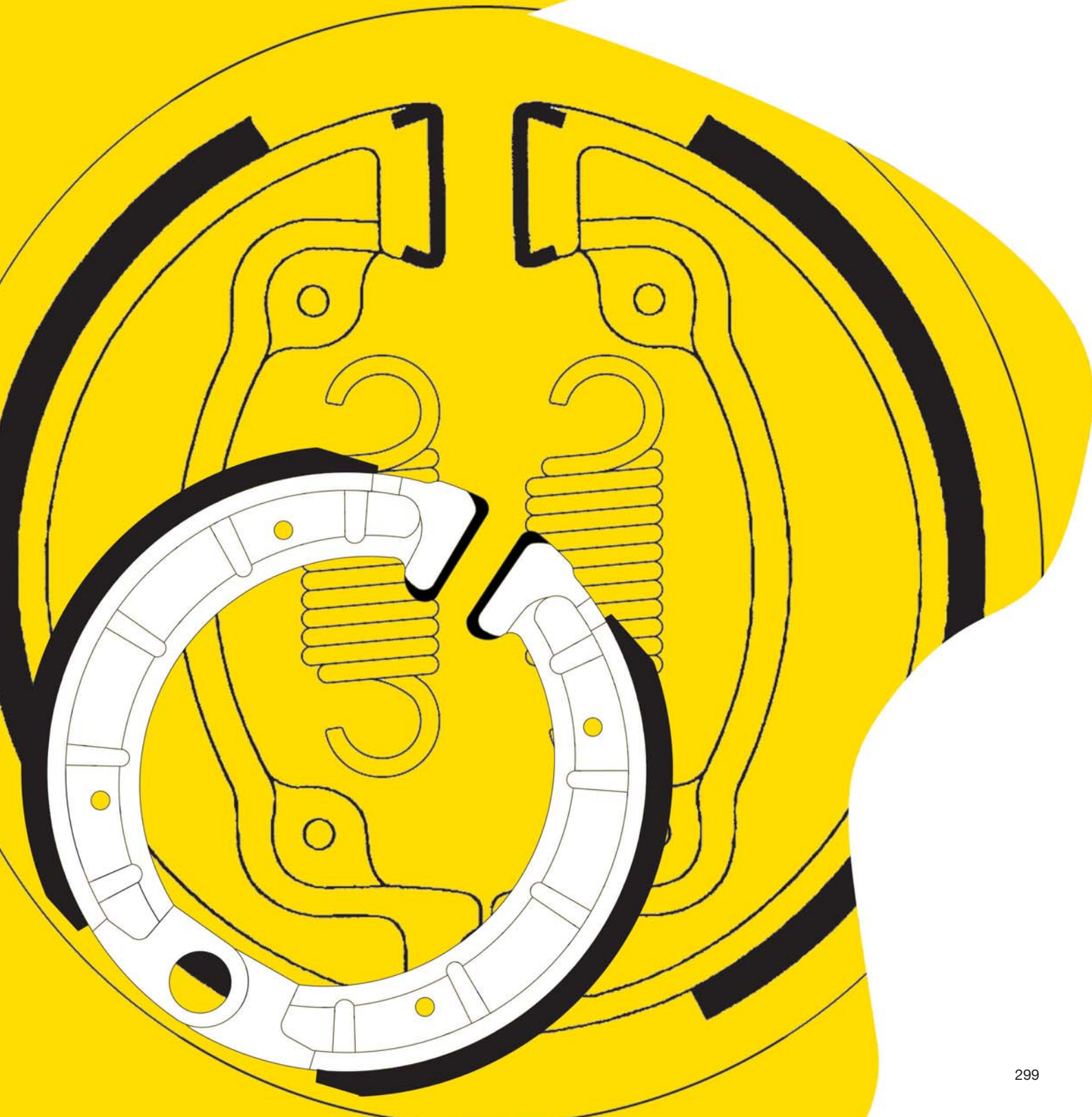




NISSIN		
6 Piston Racing Radial Monobloc Caliper (Z0901)		◆

DS SBS 865



DRAWINGS



**SBS 2010** **ø80 x 18****HONDA**

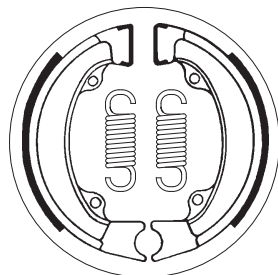
CRF	50	04 -	●	●
NA	50	Express	79 - 81	●
NB	50	ME, Aero	83 - 87	●
NC	50	Express	77 - 80	●
NC	50	Express	81 - 83	●
ND	50	C, ML Melody	82 -	●
NE	50	MF, MG, TH Vision	85 - 87	●
NN	50	MD Gyro	84	●
NP	50	Melody D Mini	83 -	●
NQ	50	D, Spree	84 - 87	●
NT	50	F, G, H Melody Mini	85 - 87	●
NX	50	A, B, MC Caren	82	●
OR	50		93 -	●
PA	50		78 - 81	●
PA	50		82 - 83	●

HONDA

PC	50	K1	79 -	●
QR	50		93 - 03	●
QR	50	ED, EF	82 - 92	●
SA	50	Elite LX, SR	88 - 93	●
SB	50		88 - 89	●
TG	50	M Gyro S	85 - 86	●
XR	50	R	00 -	●
Z	50	R, RD	80 - 99	●
CT	70		91 - 94	●

PEUGEOT

ST	50			●
STL 2	50			●

SBS 2011 **ø95 x 20****HERCULES**

50	Limbo	95 -	●	
----	-------	------	---	--

HONDA

GP	50	Dio	89 - 90	●
NA	50	Express	79 - 81	●
NB	50	ME, Aero	83 - 87	●
NC	50	Express	81 - 83	●
ND	50	C, ML Melody	82 -	●
NE	50	MF, MG, TH Vision	85 - 87	●
NH	50	Lead	- 83	●
NH	50	Lead	86 - 93	●
NH	50	Lead	94 -	●
NH	50	Lead (Drum vers.)	94 -	●
NH	50	Lead SS,MR,MSE	84 - 85	●
NP	50	Melody D Mini	83 -	●
NS	50	F, Aero	88 -	●
NS-1	50		91 -	●
NU	50	MC Runaway,		
		Express	82 - 83	●
NV	50	MSD Stream	84 -	●
NX	50	A, B, MC Caren	82	●
OR	50		93 -	●
PX	50		82 - 83	●
QR	50	ED, EF	82 - 92	●

HONDA

SA	50	Elite LX, SR	88 - 93	●
Lead	80	SS	85	●
NH	80	Lead Scooter	85	●
NH	80	Lead Scooter	86 -	●
NH	80	MD Lead, Aero	83 - 84	●
R	80	Lead	88 -	●

PEUGEOT

50	Metropolis			●
50	Rapido			●
50	Zenith	94 -	●	
SC	50			●
ST	50			●
STL 2	50			●
SC	75			●
SX	75			●
	80	Metropolis		●
SX	80			●
SX	80	Pro		●

PGO

50	Star	91 -	●	
80	Star	91 -	●	

SBS 2012 **ø110 x 25****APRILIA**

50	Amico	90 - 91	●	●
50	Amico,GL,GLE	93 -	●	●
50	Gulliver	96 -	●	●
50	Rally	95 -	●	●
50	Scarabeo Street	00 -	●	●
50	Scarabeo,			
	2nd series	94 - 99	●	●
50	Sonic, GP	99 -	●	●
AC	50	Rally	97 -	●
LX	50	Amico, Sport	92 -	●
SR	50	Europa	93 -	●
SR	50	Replica	94 -	●
SR	50	Replica		
		(Liquid Cooled)	96 -	●
SR	50	Urban Kid	93 -	●
SR	50	Viper	93 -	●
SR	50	WWW, Netscaper	97 -	●

BENELLI

50	Chrono	92 - 93	●	●
50	Chrono	94 -	●	●
50	Nemo, Quadra	94 -	●	●
50	Pepe	99 -	●	●
491	50	GT, Sport	98 -	●
491	50	Naked	99 -	●
491	50	ST	01 -	●

BETA

50	Chrono 13	94 -	●	●
50	Quadra	95 - 96	●	●
50	Tempo	92 - 96	●	●

BS VILLA

AX	50	93 -	●	●
GZ	50	93 -	●	●



CAGIVA			
50	City	92 - 94	●
50	City	95 -	●

E-TON			
RXL	150	Viper	07 - ●

HERCULES			
50	Gipsy, Splinter, Reggae	95 -	●
50	Limbo	95 -	●
SR	50	Samba	93 - ●
SR	80	Samba	93 - ●

HONDA			
50	Sky Classic	00 -	●
50	Sky Vetro	00 -	●
C	50	all models	75 - 93 ●
CF	50	Chaly	79 ●
NH	50	Lead	- 83 ●
NH	50	Lead (Drum vers.)	94 - ●
PK	50	Walaroo DX-STD	90 - 01 ●
R	50	Monkey	88 - ●
SFX	50	Sport	96 - ●
SGX	50	Sky DX	97 - ●
SH	50	City Express	84 - 96 ●
SH	50	City Express	85 - 96 ●
SH	50	Scoopy	88 - ●
SH	50	T	97 ●
SJ	50	Bali	93 - 98 ●
SS	50	K2	75 - 77 ●
SS	50	ZB2	75 - 80 ●
ST	50	Dax	78 - 93 ●
ATC	70	K1	76 - 77 ●
C	70	all models	75 - 83 ●
CF	70	K2, C	78 ●
ST	70	Dax	78 - 93 ●
	75	Yupy	90 - ●
NF	75		79 ●
SA	75	Vision	89 - ●
SH	75	Scoopy	88 - 95 ●
XR	75	K5	79 - ●
CH	80	Elite	85 - ●
NH	80	Aero	85 - ●
NH	80	MD Lead, Aero	83 - 84 ●
SH	80	Scoopy	88 - ●
C	90	all models	75 - 92 ●
EZ	90	Cub	90 - 95 ●
TRX	90		93 - ●
H	100	A, SD, SG, SJ	82 - 92 ●
SJ	100	Bali	97 - ●
ANF	125	Innova	03 - 06 ●
ATC	125	ME, MF, MG, MH	84 - 87 ●
CB	125		72 - 74 ●
CB	125	S	84 - 85 ●
CG	125	A, B, C	77 - 84 ●
CG	125	E, F, J	85 - ●
CH	125	D, E, Spacy, Elite	83 - 84 ●
MTX	125	Camel, Italy	88 - ●
NH	125	Lead Scooter	86 - 87 ●
NH	125	Lead, Aero	83 - 84 ●
NS	125	Italy	85 - 88 ●
NSR	125	F	88 - 89 ●
RTV	125	NRS, Italy	87 - ●
SL	125	K1A	76 ●
TRX	125		85 - 88 ●
XL	125	K3	79 ●
CH	150	D Elite	85 - 87 ●
ATC	185	A, S, SB	80 - 83 ●


HONDA			
ATC	200		81 - 83 ●
ATC	200	E Big Red	82 - 83 ●
ATC	200	ES Big Red	84 ●
ATC	200	M	84 - 85 ●
ATC	200	S	84 - 86 ●
XL	200	R, P.D., Italy	85 - ●


KTM			
GO	50		94 - ●

KYMCO			
50	Agility	05 - 08	●
50	Agility (4T) R10	06 -	●
50	Agility (4T) R12	06 -	●
50	Agility Basic	07 -	●
50	Calypso	97 -	●
50	Cobra Cross	99 - 00	●
50	Cobra Cross	01 -	●
50	Cobra Exclusive	01 -	●
50	Cobra Racer	99 - 00	●
50	Cobra Racer	01 -	●
50	Dink, Dink Sport, B&W	99 -	●
50	Easy	01 -	●
50	Filly	99 -	●
50	Filly LX	01	●
50	Heroism	95 - 96	●
50	Heroism	97 -	●
50	Manboy	95 -	●
50	MXer	03 -	●
50	MXU	05 -	●
50	Refined	94 -	●
50	Scout	95 -	●
50	Spacer	99 -	●
50	Topboy on/off road	96 -	●
50	Topboy Racer/Cross	01 -	●
50	Yager	01 -	●
50	Yup	01	●
CX	50		94 - ●
DJ	50		99 - ●
DJ	50	Refined	99 - ●
DJW	50		94 - ●
DJX	50		91 - ●
DJY	50		93 - ●
K12	50		95 - ●
KB	50		95 - ●
	80	Filly	99 - ●
	90	Manboy	96 - ●
	100	Cobra Racer	99 - ●
	100	Topboy on/off road	99 - ●
KB	100		99 - ●
	125	Agility	06 - ●
	125	Calypso	99 - ●
	125	Heroism	95 - ●
	125	MXer	03 - ●
B	125	Freeway	93 - 95 ●
D2	125	Freeway	95 - ●
	150	Freeway	95 - ●
	150	MXer	03 - ●
	150	MXU	05 - ●

MALAGUTI			
50	Centro	93 -	●
50	Ciak	00 -	●
50	Yesterday	97 -	●
F-10	50		92 - 93 ●
F-10	50	Jet-Line	94 - ●
F-12	50	Phantom	94 - 98 ●

ø110 x 25 SBS 2012



**SBS 2012**

ø110 x 25

MALAGUTI

F-12	50	Phantom A.C.	99-	●
F-12	50	Phantom L.C.	94- 98	●
F-15	50	Fire Fox	96- 99	●
F-15	50	Fire Fox	00-	●
F-15	50	Fire Fox L.C.	96-	●
SL	50	Centro	96	●
SL	50	Centro	97-	●

PEUGEOT

50	Buxy (A.J.P. cal.)	94-	●
50	Buxy (Brembo cal.)	94-	●
50	Buxy (Hengtong cal.)	94-	●
50	Elyseo (A.J.P. cal.)	99- 01	●
50	Looxor	02- 05	●
50	Ludix	04-	●
50	Ludix (Drum front)	04-	● ●
50	Metropolis		●
50	Speedake		
	(A.J.P. cal.)	94-	●
50	Speedake		
	(Brembo cal.)	94-	●
50	Speedake		
	(Hengtong cal.)	94-	●
50	Speedfight LC,		
	(A.J.P. cal.)	96-	●
50	Speedfight LC,		
	(Brembo cal.)	96-	●
50	Speedfight LC,		
	(Hengtong cal.)	96-	●
50	Squab (A.J.P. cal.)	94-	●
50	Squab		
	(Hengtong cal.)	94-	●
50	Trekker Road	99-	●
50	V-Clic	08-	●
50	Zenith	94-	●
50	Zenith Luxe	94-	●
SC	50		●
SV	50	APS	91 ● ●
SV	50	Geo	91 ● ●
SV	50	Geo	92 ● ●

PEUGEOT

SV	50	Geo	93-	●
SV	50	J,Junior	93-	● ●
SV	50	L	93-	●
SV	50	Roland Garros	93-	●
SV	50	Sport	93-	●
SX	50			●
SC	75			●
SX	75			●
	80	Metropolis		●
SC	80			● ●
SV	80	Geo	91- 92	●
SV	80	Geo	93-	●
SX	80			●
SX	80	Pro		●
	100	Elyseo (A.J.P. cal.)	99- 01	●
	125	Ludix	04-	●
SV	125	C Executive	96-	●
SV	125	Executive	94-	●
SV	125	Geo	91- 92	●
SV	125	Geo	93-	●

PGO

50	Star	91-	●
80	Star	91-	●

SYM

50	Jet, Alpha	95-	●
50	Jungle	96-	●
50	Mask	00-	●
50	Mask LC	00-	●
50	Red Devil	97-	●
50	Super Fancy	95- 97	●
100	Super Fancy	95-	●
125	Attila	95-	●
150	Super Duke	96-	●

YAMAHA

50	Axis Pro Foot	92-	●	
XC	150	Fly One	92-	●

**SBS 2013**

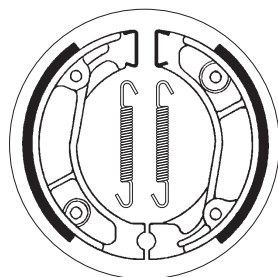
ø110 x 25

HONDA

CB	50	all models	80- 81	●
CB	50	all models	81	● ●
CB	50	J, K1	75- 79	●
MB	50	S	80- 82	●
MBX	50		80- 82	●
MBX	50	S	83- 85	●
MRX	50		88-	●
MT	50	S	80- 93	● ●
MTX	50	SC-SD	83- 84	● ●
NSR	50		89- 90	● ●
XL	50			● ●
NSR	75	FII	88- 00	● ●
XR	75	K4	75- 79	● ●
XR	75	K5	79-	● ●
CR	80	R2	85	● ●
CR	80	RA, RB	80- 81	● ●
CR	80	RC	82	● ●
MBX	80		83- 86	● ●
MBX	80		86-	● ●
MBX	80	DX	82-	● ●
MBX	80	FWD	83- 86	● ●
MBX	80	SW, SWD	83-	● ●

HONDA

MCX	80		82-	●
MTX	80	R	87-	●
MTX	80	RF	83- 84	● ●
XR	80		79- 84	● ●
C	90		93- 02	● ●
NH	90	Yupy	90- 94	●
CB	100	N	79- 80	●
XL	100	all models	78- 85	● ●
XR	100		81- 84	● ●
CB	125	J	79-	●
CB	125	S	76- 78	●
CB	125	S	79- 82	● ●
CBX	125	Custom	88	●
CR	125	M2, M3, M4	76- 78	● ●
CT	125	C	85	● ●
MT	125	R	- 77	● ●
MT	125	R	78-	●
MTX	125	R	84- 95	●
MTX	125	R, Italy	86	●
MTX	125	RWD	83- 84	● ●
NX	125	, Transcity	90- 98	●
R	125	Lead	88-	●



Dimensions in mm / Dimensions en mm

1" = 25.4 mm , 1 mm = 0.04"



HONDA			
SL 125 K1D, E, F, G, K2A	76- 80	●	●
TL 125	76	●	●
XL 125 K2	78	●	●
XL 125 K3	79	●	●
XL 125 R	86	●	●
XL 125 R, P.D., Italy	85	●	●
XL 125 R, P.D., Italy, EX	87-	●	●
XL 125 S	79- 84	●	●
XLR 125 R	98-	●	●
XR 125 L	03-	●	●
CRF 150 F	03-	●	●
CBX 185 Custom	88-	●	●
XL 185 S	79- 83	●	●
CTX 200	04-	●	●
MTX 200 R	85-	●	●
MTX 200 RWD	83- 84	●	●
TL 200 J, Y	76- 78	●	●
TLR 200 Fatcat	86- 87	●	●
TLR 200 G, H	86- 87	●	●
TR 200	86- 87	●	●
XL 200 R	83- 84	●	●

HONDA			
ATC 250 R	81	●	●

HYOSUNG			
GV 250	02-	●	●


KAWASAKI			
KH 100 A	78- 81	●	●
KH 100 EX	88-	●	●
KE 125	86-	●	●
KH 125	82- 98	●	●
KZ 200 A1, A2	78- 79	●	●
Z 200	77- 81	●	●
Z 200 A6	83-	●	●
KZ 250 D1,2, L1, W1	80- 83	●	●

SUZUKI			
PV 50		●	●
RG 80	85-	●	●
RG 80 Gamma	88- 93	●	●
RM 80 HD, HE, HF	83- 85	●	●
TS 90	71- 73	●	●
A 100 all models	74- 80	●	●
ACC 100	70- 72	●	●
ASS 100	69- 71	●	●
GP 100 UN, UX, UD	79- 92	●	●
RM 100 A, B, C	76- 78	●	●
TS 100 A, B, C, E	75- 81	●	●
TS 100 E	82- 87	●	●
TS 100 K, L, M	73- 75	●	●
B 120	71- 77	●	●
DR 125	86- 90	●	●
DR 125	91- 95	●	●
DR 125	96- 02	●	●
DR 125 SZ, SD, SE	82- 84	●	●
EN 125	05-	●	●
GN 125	05-	●	●
GN 125 E M-T	91- 04	●	●
GN 125 Z, E	82- 90	●	●
GP 125 all models	77- 84	●	●
GP 125 C (Norway)	78	●	●
GS 125 E, Katana	90- 94	●	●
GS 125 ESD	83- 94	●	●



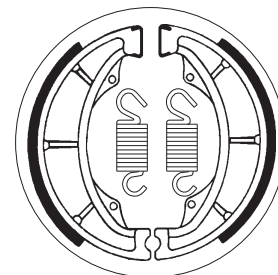
HONDA			
XR 200	80- 84	●	●
XR 200 R	84- 02	●	●
XR 200 R, Pro Link	81- 83	●	●
CRF 230	04-	●	●
RTL 250 SG	86-	●	●
TL 250	75- 76	●	●
TL 250 K1	79	●	●
TLM 250 RJ	89	●	●
TLR 250 R	85-	●	●
XL 250 R	84- 87	●	●
XLR 250 R	88-	●	●
XR 250 R	84- 87	●	●
XR 250 R	88- 89	●	●
NX 350		●	●
XR 350 R	83	●	●
XR 350 R	84- 85	●	●
XR 500 R, Pro Link	83- 84	●	●
XR 600 R	83- 87	●	●
XR 600 R	88- 90	●	●


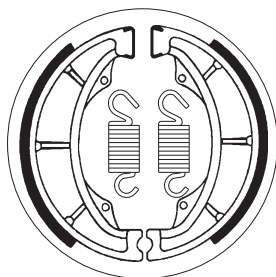
ø110 x 25 SBS 2013



SUZUKI			
GS 125 ESZ	82-	●	●
GS 125 Z, D	82- 84	●	●
GT 125 A, B, C, L, M	75- 78	●	●
GT 125 C, EC, N, E	78- 82	●	●
GT 125 T, ET	80-	●	●
GX 125 R	88-	●	●
GZ 125 Marauder	00- 02	●	●
GZ 125 Marauder	03-	●	●
RG 125	79-	●	●
RG 125 Gamma	85- 90	●	●
RM 125 M, A, B, C	75- 78	●	●
RM 125 N, T	79- 80	●	●
RM 125 X, Z, D	81- 83	●	●
SP 125 G,H,J	86- 88	●	●
SP 125 Z,D	82- 83	●	●
TS 125	73- 81	●	●
TS 125 ERZ	82	●	●
TS 125 K	72	●	●
TS 125 N	84-	●	●
TS 125 XE	84	●	●
X4 125 , X3E		●	●
GT 185 A, B, C, EC	75- 77	●	●
GT 185 L, M, K	75- 77	●	●
TS 185	74- 81	●	●
DR 200 G,H,J	86- 88	●	●
DR 200 SE	96-	●	●
DR 200 T	96	●	●
GT 200 X5 (Nien)	79- 82	●	●
SB 200 N, X	79- 81	●	●
SP 200 G,H,J	86- 88	●	●
SX 200 R	85-	●	●
XS 200 EN	79-	●	●
DR 250 F	85	●	●
DR 250 S	86- 89	●	●
DR 250 Z,D	82- 83	●	●
GZ 250 Marauder	00-	●	●
RM 250 A,B,C	76- 78	●	●
SP 250 F	85	●	●
TU 250 X Super Classic	97-	●	●
VL 250 Intruder	00-	●	●
RL 325		●	●
RM 400 C	78	●	●

ø130 x 28 SBS 2014

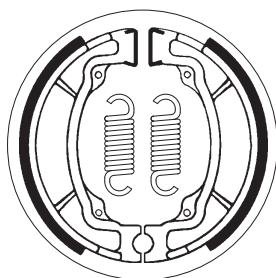


**SBS 2014** **ø130 x 28****SUZUKI**

RM 465	X, Z	81 - 82	●
DR 500	S	89 -	●
RM 500		85 - 86	●
RM 500	D, E	83 - 84	●
DR 600	R Djebel	86 - 88	●
DR 600	S Dakar	85 - 87	●
SP 600	F	85 - 87	●

YAMAHA

225	Serow	85 -	●
-----	-------	------	---

SBS 2015 **ø110 x 30****HYOSUNG**

110	Midas Plus	98 -	●
FX 110	110	02 -	●
KR 110	Master	04 -	●

KAWASAKI

AE 50	A1, A2	81 - 82	●	●
AR 50		81 - 82	●	●
KMX 50		88 -	●	●
AE 80	A, B	81 -	●	●
AR 80		81 -	●	●
KD 80	M1-M8	80 - 87	●	●
KD 80	N1-N3	88 - 90	●	●
KMX 80		87 -	●	●
KC 100	C1-C4	80 - 83	●	●
KE 100	A, B-B16	79 - 97	●	●
KH 100	A	78 - 81	●	●
KH 100	B7-B8	76 - 77	●	●
KH 100	EX, G	81 - 82	●	●
KH 100	GH	83 -	●	●
KM 100	A4, A6	78 - 81	●	●
KLF 110	A1, A2, B1, B2,			
	Mojave	87 - 88	●	
KLT 110	A1, A2, A3	84 - 86	●	
KLX 110		02 -	●	
KLT 160	A1	85	●	
KLT 185	A1, A2	86 - 87	●	
KLT 200	A1-A4	81 - 83	●	
KLT 200	B1	83	●	
KLT 200	C1, C2	83 - 84	●	
KLT 250	A1, A2	82 - 83	●	
KLT 250	C1, C2, C3, Prairie	83 - 85	●	
KLT 250	P1 Police	84	●	

PUCH

AP 50		71 -	●	●
-------	--	------	---	---

SUZUKI

A 50		71 - 76	●	●
AC 50	DX	81 -	●	●
AC 50	RG, ZR, Z1	79 -	●	●
AP 50		75 - 78	●	●
AP 50		95 -	●	●
F 50		71 - 73	●	●
FR 50		74 - 81	●	●
GT 50	K, KB	77 - 80	●	●
OR 50	N	79	●	●
RB 50	H	87	●	●
RM 50	C, N, T	78 - 80	●	●
RM 50	M, A	75 - 76	●	●
RV 50	, P		●	●

SUZUKI

TS 50	ERA		●	●
TS 50	ERK, T, X, Z, D	80 - 83	●	●
TS 50	KN	79	●	●
X-1 50		79 -	●	●
FR 70		74 - 76	●	●
FR 80	M, B, N, X, Z, D	76 - 83	●	●
GT 80	L /C	81 -	●	●
RM 80	B, C, N	77 - 79	●	●
RT 80			●	●
RV 90			●	●
TS 90		71 - 73	●	●
A 100	all models	74 - 80	●	●
ASS 100		69 - 71	●	●
GP 100	C	78 - 81	●	●
GP 100	UN, UX, UD	79 - 92	●	●
RM 100	A, B, C	76 - 78	●	●
RM 100	N, T, X	79 - 81	●	●
TS 100	K, L, M	73 - 75	●	●
	110 Smash	03 -	●	●
DR-Z 110		02 -	●	●
FX 110	Shogun		●	●
CS 125	D	83 -	●	●
TS 125	K	72	●	●
RL 325			●	●

**KAWASAKI**

KDX	250 A1,B1,B2	80- 82	●
KL	250 A1, A2	78- 80	●
KX	250 A3-A7	75- 81	●
KZ	250 D1,2, L1, W1	80- 83	●
KX	420 A1, A2	80- 81	●

SUZUKI

ALT	125 E-G	84- 86	●
LT	125 E-H	84- 87	●
LT	160 EK, EL, EM, EN	89- 92	●
LT-F	160 M-Y	91-	●
ALT	185 F	85-	●
LT	185 E-H	84- 87	●
SB	200 N, X	79- 81	●
LT	230 GEF, GEG	85- 86	●

SUZUKI

GSXR	50	87-	●
LT-A	50 Quadmaster	01-	●
OR	50 E	80-	●
OR	50 T	80	●
RM	50 X, Z	81- 82	●
TS	50 ERK, T, X, Z, D	80- 83	●
TS	50 ERZ1	80- 83	●
ZR	50 SAPX,SKX,SLK	81- 87	●
DS	80	80- 96	●
JR	80	01-	●
RM	80 HD, HE, HF	83- 85	●
RM	80 T,XT,XX	80- 81	●
TS	80 ER		●

SUZUKI

GN	250	86- 97	●
GNX	250 E	82-	●
GS	250 T, L	80- 82	●
GSX	250	80- 81	●
GSX	250 E	85-	●
GT	250	78- 81	●
SW1	250	92-	●
GS	300 LD, LF, LZ	82- 85	●
GN	400 T, TZ, X, XX, TT	80-	●
GSX	400 EFX	82	●
GSX	400 S, L	80-	●
LS	400 Savage	87-	●
LT-A	400 Eiger 2WD/4WD	02- 07	●

HONDA

ATC	80	76- 78	●
ATC	90 K1, K2, K3	73- 78	●
TRX	90	93-	●
ATC	110 all models	79- 85	●
ATC	125 ME, MF, MG, MH	84- 87	●
TRX	125	85- 88	●
CD	175 all models	71- 78	●
ATC	185 A, S, SB	80- 83	●
ATC	200	81- 83	●
ATC	200 E Big Red	82- 83	●
ATC	200 ES Big Red	84	●
ATC	200 M	84- 85	●

**SUZUKI**

LT-F	230 G, H	86- 87	●
RM	250 A,B,C	76- 78	●
RM	250 N	79	●
TS	250	74- 82	●
TS	250 X	85- 89	●
SP	370 C, N	77- 80	●
DR	400 ST, SX	79- 81	●
PE	400 T, X	79- 81	●
RM	400 C	78	●
RM	400 N	79	●
SP	400 T	80-	●
DR	500 S, SA	83- 88	●

SUZUKI

DR	100 D-L	83- 90	●
TS	100 E	82- 87	●
DR-Z	125 K	03-	●
DR-Z	125 L	03-	●
TS	125 ERZ	82	●

SUZUKI

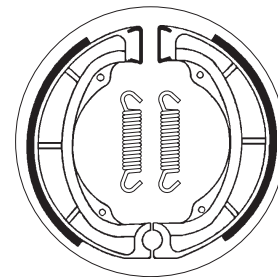
LT-F	400 Eiger 2WD/4WD	02-	●
GS	425 LN	80-	●
GS	425 N, EN	79- 80	●
GS	450 E, S, L	80- 83	●
GS	450 L	85-	●
GR	650 X	83-	●
LS	650	05-	●
LS	650 P	86- 88	●
LS	650 P Savage	95- 04	●
S40	650 Boulevard	05-	●

HONDA

ATC	200 S	84- 86	●
TRX	200	84	●
TRX	200	90- 91	●
TRX	200 D Type II	91- 97	●
TRX	200 SX	86- 88	●
ATC	250 ES, SX	85- 87	●
FL	250 Odyssey	77- 84	●
FL	250 Odyssey	84	●

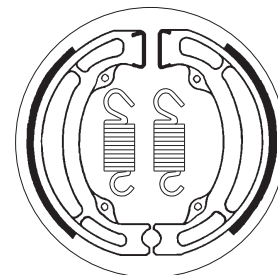
ø150 x 28

SBS 2016



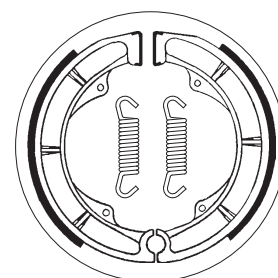
ø110 x 25

SBS 2017



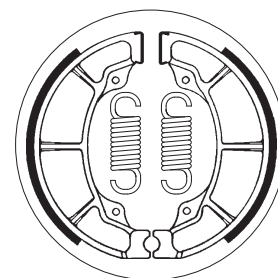
ø160 x 30


SBS 2018



ø140 x 28

SBS 2019

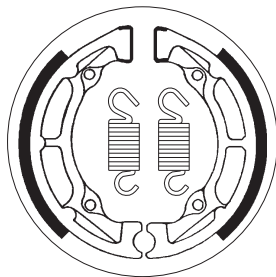


**SBS 2020** **ø90 x 20****HONDA**

CBX	125	F	84 - 88	●	
-----	-----	---	---------	---	--

SUZUKI

ALT	50	D, E	83 - 84	●	
CL	50	D, Suzi, Love	83 -	●	
CS	50	D, Z, Roadie	83	●	●
JR	50		89 - 07	●	●
LT	50	E-K	84 - 02	●	●

**SBS 2021** **ø95 x 20****MBK**

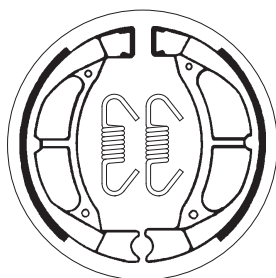
	50	Active	- 89	●	●
	50	Hot Champ	91 -	●	
	75	Active	90 -		●
	80	Active	- 89	●	●

YAMAHA

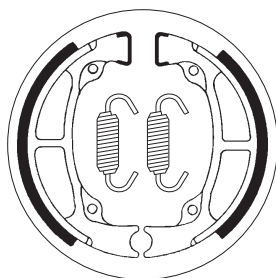
	50	Beluga	- 89	●	●
CA	50	Riva Salient	83 - 86	●	●
CG	50	A, B Riva Jog	90 - 91	●	●
CY	50	F Jog	94	●	
JOG	50	(Spain)	88 -		●
JOG	50	CY	90 - 92	●	
JOG	50	E	88 - 90		●
JOG-Z	50		90 -		●
LC	50	M, Bop, G,H Champ	80 - 81	●	●

YAMAHA

MS	50		85 - 86		●
RS	50	Champ	88 -		●
SA	50	M, ME Passola	80 - 84		●
SG	50	Sting	84 -	●	●
SH	50	E, F Razz	93 - 95		●
SH	50	Mint	93 -		●
SH	50	T,EMT,U,MU,W,MW, A,MA,B,D,MD	87 - 93		●
YE	50	Zest (Japan)	92 - 95		●
CH	80	Beluga (CH 80)	90 -		●
YE	80	Zest (Japan)	93 -		●
JOG	90		90 -		●

**SBS 2022** **ø100 x 20****SUZUKI**

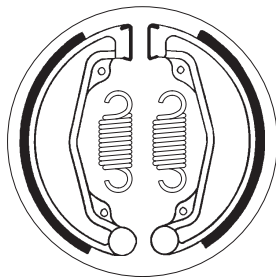
RM	80	Z,D,E,F	82 - 85	●	
----	----	---------	---------	---	--

**SBS 2023** **ø140 x 25****HONDA**

CD	125		82 -	●	
CM	125		82 - 85	●	
CD	185	T	78 -	●	
CM	185	T	78 - 79	●	
CD	200	T	79	●	
CM	200	TA, TB	80 - 82	●	
CB	250	Nighthawk	91 - 02	●	
CL	250	SC	81	●	
CM	250	C	82 - 83	●	
MT	250	K1	74 - 76	●	●
XL	250		78 - 79		●
XL	250	S	78 - 80	●	
XL	250	S	81	●	
XR	250		79 - 80	●	

HONDA

XL	350		76 - 78		●
XL	500	SZ	80	●	



**HONDA**

ATC 250 ES, SX	85- 87	●
CB 250 G, T	74- 76	●
CB 250 K3-K5	73- 75	●
CJ 250 T	76- 78	●
TRX 250	85- 87	●
TRX 300	88- 00	●
TRX 300 4WD	88- 00	●
CB 350 F, F1	73- 76	●
CB 350 K4	74	●
CB 360 G, T	73- 76	●
CJ 360 T	76- 78	●
CL 360	74-	●
CB 400 F, F1, F2	75- 79	●

KAWASAKI

KH 125	77- 80	●
KX 125 B2, C1, D1	83- 85	●
KDX 200 A, B	83- 85	●
KDX 200 C	86- 88	●

CAGIVA

T4 350 R	87-	●
T4 500 E	87-	●

HONDA

CA 125 Rebel	95- 96	●
CA 125 Rebel	97-	●
VT 125 C1 Shadow	99-	●
VT 125 C2 Shadow	99- 00	●
VT 125 C2 Shadow	01-	●
CBX 185 F	84-	●
CBX 250 RSE	84-	●
XL 250 S	81	●
XLR 400		●

HONDA

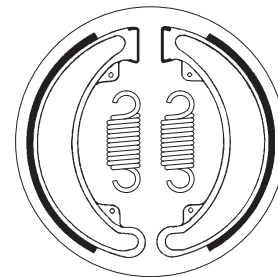
CB 650	79- 81	●
CB 650 C	80-	●
CB 650 SCC Nighthawk	82-	●
CB 650 Z	78- 81	●
CB 750 A	76- 78	●
CB 750 C	80- 81	●
CB 750 C	82-	●
CB 750 C, F, FII, K	85-	●
CB 750 K	70- 76	●
CB 750 K	77- 78	●
CB 750 K, L	79-	●
CB 750 KZ	82-	●
CB 750 PZ	81-	●
CB 750 SC	82- 83	●

**HONDA**

CB 400 NZ	- 79	●
-----------	------	---

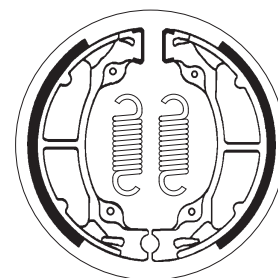
ø160 x 30

SBS 2024



ø110 x 30

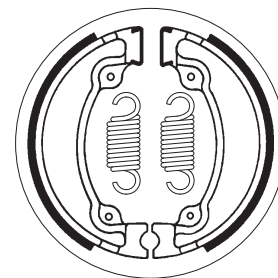
SBS 2025

**HONDA**

XL 500 R	83-	●
XL 500 RC	82	●
XL 500 SZ	80	●
XR 500 R	86-	●
XR 500 R Pro Link	81- 82	●
XR 500 SZ, SA	79- 80	●
XL 600 LM, RM	85-	●
XL 600 R	83- 87	●
XL 600 V, Transalp	87- 90	●
XLM 600 LM	87-	●


ø130 x 30

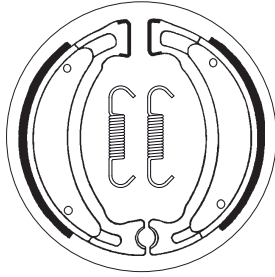
SBS 2026



ø180 x 40

SBS 2027





25	Silver Fox	00- 05	●
50	Fox	00-	●
50	Jet	96-	●
50	Pista,		
	Pista Twin Light	96-	●
50	Silver Fox	00- 05	●
50	Silver Fox	06-	●
100	Jet	96-	●
100	Silver Fox	06-	●

BARIGO

	Scooter electric	97-	●
--	------------------	-----	---

BENELLI

50	Naked	02-	●
LX 100	Pepe	02-	●

CPI

50	Hussar	01 - 02	●
50	Hussar	03-	●
50	Mars	01 -	●
50	Oliver	03-	●
50	Popcorn	01 - 02	●

DERBI

DXR 200	Quad (Front drum)	04-	●
DXR 200	Quad (Front drum)	04-	●
DXR 250	Quad (Front drum)	04-	●
DXR 250	Quad (Front drum)	04-	●

EASY RIDER

50	Easy Rider	99-	●
----	------------	-----	---

FANTIC

50	Pony	93-	●
50	Pony SR	93-	●
50	Queenie	95-	●

GENERIC

50	Ideo	06-	●
50	XOR	06-	●

KEEWAY

50	Flash	07-	●
50	Flash Electric	10-	●
F-NKD 50		10-	●
RY8 50		07- 09	●

KOTIR

RS 50		90-	●
-------	--	-----	---

KREIDLER

50	Florett	99-	●
----	---------	-----	---

KTM

X-1 50		98-	●
--------	--	-----	---

LEM

50	Flash	94-	●
50	Ghibli	90-	●

MAICO

50	Classic	99-	●
50	Cruiser	99-	●
50	Thunderbike I	99-	●
50	Thunderbike II	99-	●
50	Trafficjammer	99-	●
C-1 50	Hard Enduro	99-	●

MAICO

R-1 50	Superbike	99-	●
X-1 50	SuperCross	99-	●

MBK

50	Equalis	96-	●
50	Fizz	93-	●
50	Forte	94-	●
50	Sorriso	92-	●
50	Target	92-	●
80	Evolis	94-	●
125	Flame R/F	95- 03	●

POLARIS

	Trail Boss 2x4	85- 87	●
250	Cyclone	87	●

SMC

50	Easy Rider	97-	●
----	------------	-----	---

SULA

50	City Bird	99-	●
50	Thunder Bird	99-	●
100	Thunder Bird	99-	●
125	Thunder Bird	99-	●

YAMAHA

CR 50	Target	91-	●
CX 50		88-	●
CY 50	F Jog	94	●
DT 50	LCD	98-	●
DT 50	R	98- 03	●
YE 50	Zest (Italy)	92- 95	●
YFM 50	Raptor	04-	●
YSR 50	A, B	90- 91	●
YSR 50	T,U,W	87- 89	●
	80 Beluga	- 89	●
CV 80	Riva	83- 87	●
CW 80	Beluga	81- 83	●
PW 80	B,D,E,F,G	91- 95	●
PW 80	H	96-	●
TY 80		83-	●
YFM 80	D-F	92- 94	●
YFM 80	G-M Badger	95-	●
YFM 80	Grizzly	05-	●
YFM 80	Raptor	02-	●
YSR 80		86-	●
CR 90	Target	91-	●
TT-R 90		00-	●
RS 100	DX	77- 79	●
RS 100	DX	80- 82	●
RT 100	A-H	90- 96	●
YB 100		82- 86	●
YB 100		87- 92	●
YFM 100	W, A, B Champ	89- 91	●
YZ 100	J, K	82- 83	●
TT-R 110		08-	●
SR 125	SE	82	●
TT-R 125		00-	●
TT-R 125	LW	00-	●
TW 125		99- 01	●
TW 125		02-	●
XT 125		82-	●
YFA 125	1 D, E Breeze	92- 93	●
YFA 125	1 F Breeze	94	●
YFA 125	1 G-M Breeze	95-	●
YFA 125	1 W, A, B Breeze	89- 91	●
YFM 125	Grizzly	04-	●
XC 150	Fly One R	98-	●

**YAMAHA**

YT	175	J, K Tri Moto	82 - 83	●
SR	185	Exiter, H, J	81 - 82	●
BW	200		85 - 88	●
TT	200		86 -	●
TW	200		87 - 00	●
TW	200		01 -	●
XT	200		85 -	●
YFM	200	DXS-DXW Moto 4	86 - 87	●
YFM	200	N Moto 4	85 - 89	●
YFS	200	U-P Blaster	88 - 02	●
YTM	200	EK, EL Tri Moto	83 - 84	●
YTM	200	ERN Tri Moto	85	●
YTM	200	K-N Tri Moto	83 - 85	●

HONDA

NX	250		88 - 90	●
XL	250	Degree	91 -	●
XL	250	R	82 - 83	●
XL	250	S	78 - 80	●
XR	250		79 - 80	●
XR	250	R	81 - 83	●
XL	350	R	84 -	●

HONDA

CR	250	R	81 - 82	●
XR	250	R	81 - 83	●
CR	450	R	81	●
CR	480	R	82	●
XR	500	R Pro Link	81 - 82	●

HONDA

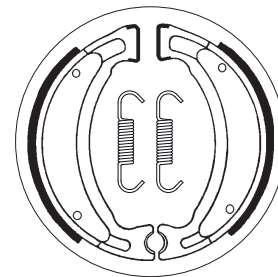
CR	125	R	79 - 81	●
CR	250	RZ, RA	79 - 80	●
XR	500	SZ, SA	79 - 80	●

**YAMAHA**

TT	225	S,T	86 - 00	●
TTR	225		01 -	●
XT	225		01 -	●
XT	225	E-H	92 - 00	●
XT	225	Serow	86 -	●
YFM	225	S-U Moto 4	86 - 88	●
YTM	225	DRN, DRS Tri Moto	85 - 86	●
YTM	225	DXK-DXN Tri Moto	83 - 85	●
YFB	250	D-F Timberwolf	92 - 94	●
YFM	350	ERT, ERU	87 - 88	●

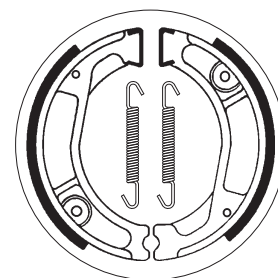
ø110 x 25

SBS 2028



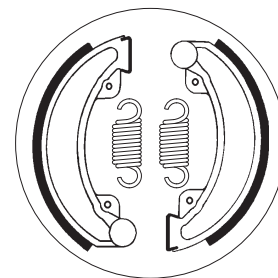
ø110 x 30

SBS 2029



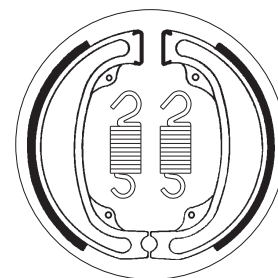
ø130 x 25


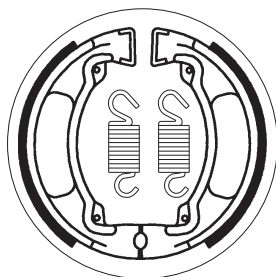
SBS 2030



ø140 x 25

SBS 2031

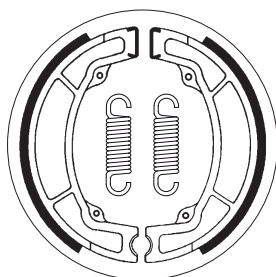


**SBS 2032 ø110 x 25 CPI**

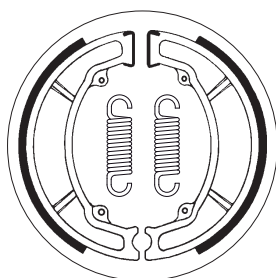
50 Popcorn	03-	●	
GARELLI			
SR 50 Pony	95-	●	
HONDA			
CN 250 Helix	86- 87	●	
YAMAHA			
DT 50 M, MX	78- 86	●	●
FS 50 DX	75- 79	●	●
FS1 50 DX	77- 78	●	●
FS1 50 DX	79- 81	●	●
FS1 50 E	74- 76	●	●
FS1 50 SE	81- 82	●	●
LB 50 Chappy	80-	●	●
RD 50	76- 78	●	●
RD 50 M	79- 80	●	●
RD 50 MX	81- 87	●	●
RX 50 K	83-	●	●
TY 50 , M	77- 80	●	●
V 50 M, P	74- 82	●	●
YSR 50 D	92	●	●
RD 60 A, B	73- 75	●	●
V 70 A	76	●	●
V 75 A	77	●	●
DT 80 MX	81- 83	●	●
LB2 80 Bop 2	80	●	●
RD 80 LC	81-	●	●

YAMAHA

RD 80 LC	83-	●	●
RD 80 MX	81-	●	●
RX 80 SE	82-	●	●
TY 80	77- 82	●	●
V 80	79- 82	●	●
YZ 80 A,B,C,D,E,F	74- 79	●	●
V 90	78-	●	●
YA 90 Axis	90-	●	●
AG 100 Farmbike	- 91	●	●
DT 100	76- 80	●	●
RS 100	75- 80	●	●
RX 100	76- 79	●	●
RX 100	84-	●	●
YB 100	78- 81	●	●
YB 100	82- 86	●	●
YZ 100 E, F, G, H	78- 81	●	●
RX 115 S	82-	●	●
IT 125 G, H, J	80- 82	●	●
TY 125	80- 82	●	●
YZ 125 A,B	74- 75	●	●
TY 175	77- 80	●	●
TY 250 D, E	77- 78	●	●
TY 250 R	91- 92	●	●
TY 250 S, R	84- 90	●	●
BW 350	87-	●	●
TY 350	86-	●	●

SBS 2033 ø130 x 22 YAMAHA

YZ 125	76- 82	●	
YZ 125 K	83	●	
IT 175 G, H, J	80- 82	●	
IT 250 G, H, J	80- 82	●	
TY 250 H	81	●	
YZ 250 A,B,C,D,E,F	74- 79	●	
YZ 250 G	80	●	
YZ 250 H	81	●	
YZ 400 D, E, F	77- 79	●	
IT 425 G	80	●	
IT 500 G, H	80- 81	●	

SBS 2034 ø130 x 28 YAMAHA

YFM 50 Raptor	04-	●	
DT 80 LC	81- 84	●	
DT 80 LC-2	85- 92	●	
TZR 80	- 91	●	
VN 80 NW	88-	●	●
YFM 80 D-F	92- 94	●	●
YFM 80 G-M Badger	95-	●	●
YFM 80 Grizzly	05-	●	●
YFM 80 N, S Moto 4	85- 86	●	●
YFM 80 Raptor	02-	●	●
YFM 80 T, U	87- 88	●	●
100 Aerox	00-	●	●
100 Neo's	00-	●	●
AG 100 Farmbike	- 91	●	●
AG 100 Farmbike	92- 93	●	●
DT 100	76- 80	●	●
YFM 100 T, U Champ	87- 88	●	●
YFM 100 W, A, B Champ	89- 91	●	●

YAMAHA

YZ 100 E, F, G, H	78- 81	●	●
YZ 100 J, K	82- 83	●	●
BL 125 Beluga	85- 87	●	●
BL 125 Beluga	88- 92	●	●
BL 125 Beluga	93-	●	●
DT 125 E, MX, LC	74- 85	●	●
DT 125 LC	85- 87	●	●
DT 125 MX	90-	●	●
DT 125 Tenere	89- 90	●	●
IT 125 G, H, J	80- 82	●	●
RD 125 DX	75- 77	●	●
RD 125 LC	82- 84	●	●
RD 125 LC	85- 87	●	●
RS 125 DX	76- 79	●	●
RS 125 DX	80- 86	●	●
SR 125 SE	82	●	●
TY 125	80- 82	●	●
TZR 125	87- 88	●	●

**YAMAHA**

XC	125	Beluga	85	●	●
XC	125	Beluga, Riva	87- 92	●	●
XC	125	Cygnus F	00-	●	●
XC	125	E, F Riva	93-	●	●
XC	125	F	00-	●	●
XC	125	TR Cygnus, R	96-	●	●
XT	125		82-	●	●
XV	125	Virago	97-	●	●
YBR	125		06- 07	●	●
YFA	125	1 D, E Breeze	92- 93	●	●
YFA	125	1 F Breeze	94	●	●
YFA	125	1 G-M Breeze	95-	●	●
YFA	125	1 W, A, B Breeze	89- 91	●	●
YFM	125	Grizzly	04-	●	●
YP	125		89-	●	●
YZ	125		76- 82	●	●
YZ	125	A,B	74- 75	●	●
DT	175		95- 99	●	●
DT	175		00-	●	●
DT	175	all models	74- 83	●	●
IT	175	G, H, J	80- 82	●	●
TY	175		77- 80	●	●
RT	180	A, B, D	90- 92	●	●
RT	180	E	93	●	●
RT	180	G,H	95- 96	●	●
SR	185	Exiter, H, J	81- 82	●	●
DT	200	R	85- 87	●	●
TW	200		87- 00	●	●
XC	200	Riva	87-	●	●
XT	200		85-	●	●
TT-R	230		05-	●	●

YAMAHA

DT	250	all models	75- 80	●	●
SR	250	SE	80- 82	●	●
YD	250		86-	●	●
YD	250	S	90	●	●
YFB	250	D-F Timberwolf	92- 94	●	●
YFB	250	FWF-FWM Timberwolf 4WD	94-	●	●
YFB	250	G,H Timberwolf	95- 96	●	●
YFM	250	Timberwolf (YFB 250 G)	95	●	●
YFM	250	W, A, B	89- 91	●	●
YFU1TW250		Pro Hauler	89	●	●
YFU1W	250	Pro Hauler	89-	●	●

YAMAHA

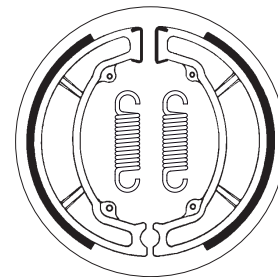
YZ	125	L	84	●	●
IT	250	L	84	●	●
YZ	250	J, K, L	82- 84	●	●
IT	465	H, J	81- 82	●	●
YZ	465	G	80	●	●
YZ	465	H	81	●	●
IT	490	L	84	●	●
YZ	490	H, J	81- 82	●	●
YZ	490	K	83	●	●
YZ	490	L	84	●	●
TT	600	K,L	83- 84	●	●

**YAMAHA**

FZ	250	Phazer N, S	85- 86	●	●
SR	250		90-	●	●
SR	250	SE	80- 82	●	●
SRX	250		84-	●	●
TT	250		87- 92	●	●
TY	250	D, E	77- 78	●	●
XT	250		80-	●	●
XV	250	Route 66	88- 90	●	●
XV	250	Route 66	95- 97	●	●
XV	250	S Virago	95- 97	●	●
XV	250	S Virago	98-	●	●
XV	250	Virago	88	●	●
XV	250	Virago	89- 94	●	●
YZ	250	G	80	●	●
YZ	250	J, K, L	82- 84	●	●
YZ	250	N, S, T	85- 87	●	●
TT	350	S,T	86- 87	●	●
XT	350		85- 90	●	●
XT	350	B-H	91- 96	●	●
YZ	490	K	83	●	●
DT	600	N	85-	●	●
TT	600		85- 88	●	●
TT	600		89	●	●
TT	600		90- 92	●	●
TT	600	K,L	83- 84	●	●

ø130 x 28

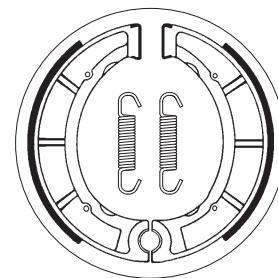
SBS 2034

**YAMAHA**

YZ	250	A,B,C,D,E,F	74- 79	●	●
YFM	350	ERW, ERA-G	89- 95	●	●
YFP	350	U Terrapro	88	●	●
DT	400	all models	75- 77	●	●
YZ	400	D, E, F	77- 79	●	●
IT	425	G	80	●	●
YZ	465	G	80	●	●
IT	500	G, H	80- 81	●	●
XT	500		76- 80	●	●

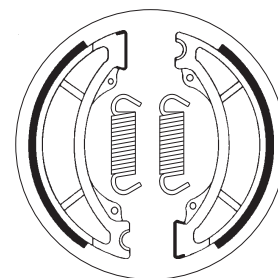
ø160 x 25

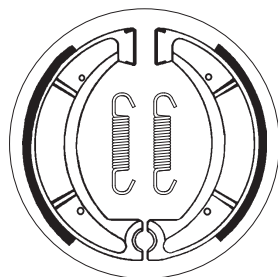
SBS 2035



ø130 x 22

SBS 2036

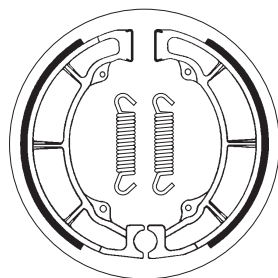


**SBS 2037** **ø150 x 25****YAMAHA**

RD 125 DX	78 - 81	●
YP 125	89 -	●
XC 180 Cygnus, Riva	83 - 85	●
RD 200 A, B	74 - 75	●
RD 200 DX	76 - 78	●
RD 200 DX	78 - 81	●
RS 200	79	●
DT 250 all models	75 - 80	●
IT 250	85 -	●
IT 250 G, H, J	80 - 82	●
IT 250 L	84	●
SRX 250 T, TC	87	●
TY 250 H	81	●
YD 250	86 -	●
YZ 250 H	81	●
DT 400 all models	75 - 77	●
SR 400		●
IT 465 H, J	81 - 82	●

YAMAHA

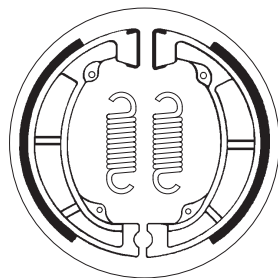
YZ 465 H	81	●
IT 490 L	84	●
YZ 490 H, J	81 - 82	●
YZ 490 L	84	●
YZ 490 N,S,T	85 - 87	●
YZ 490 U,W,A	88 - 90	●
SR 500	78 - 84	●
SR 500	85 - 91	●
SR 500	92 -	●
XT 500	76 - 80	●
XT 500	86 -	●
XT 500 (Austria)	83 -	●
XT 550	82 - 83	●
XT 600	83 - 85	●
XT 600	86 -	●
XT 600 Tenere	83 - 84	●
XT 600 Z	86 -	●

SBS 2038 **ø160 x 30****KAWASAKI**

KLF 185 A1, A1A Bayou	85	●
KLF 185 A2-A4 Bayou	86 - 88	●
KLF 220 A1-A15 Bayou	88 - 02	●
BR 250	86 -	●
EL 250	91 - 94	●
EL 250 E3, E4	93 - 94	●
EL 250 Eliminator	88 - 89	●
GPZ 250	83 -	●
GPZ 250 Belt Drive	83 - 84	●
Z 250 B1, B2	80 - 83	●
Z 250 T, Scorpion	89 -	●
EL 252	97 - 00	●
EL 252	01 -	●
KLF 300 A1, A2 Bayou	86 - 87	●
KLF 300 B1-B13 Bayou	88 -	●
EX 305 B1	83	●
GPZ 305	81 - 96	●
GPZ 305	83 - 96	●
KZ 305 A1,2, B1	81 - 82	●
KZ 305 B2, B3	87 - 88	●
Z 305 A1, A2, B1 - B8	81 -	●
GPZ 400 S	88 -	●
KZ 400 B1, B2	78 - 79	●
KZ 400 H1 (LTD)	79	●
Z 400 B1, B2	78 - 79	●
Z 400 D, S	76 - 77	●
Z 400 E, GL, H, H1	79 -	●

KAWASAKI

Z 400 F	84 -	●
ZR 400 F, A1	83 - 84	●
KZ 440 A1-A3, K1, D2-D4	80 - 82	●
KZ 440 A4, A5, D5, LTD	83 -	●
KZ 440 A4, D5, G1	83	●
KZ 440 C	80 - 81	●
KZ 440 C, Twin	81 -	●
KZ 440 LTD	80 -	●
KZ 440 LTD	80 - 81	●
Z 440 A4, A5, D5, LTD	83 - 84	●
Z 440 C	80 - 81	●
Z 440 C, Twin	81 -	●
Z 440 LTD	80 -	●
Z 440 LTD	80 - 81	●
ER-5 500	97 - 00	●
ER-5 500	01 -	●
EX 500 A1-A3	87 - 89	●
EX 500 A4-A7	90 - 93	●
GPZ 500	93 - 95	●
GPZ 500 S	87	●
GPZ 500 S	88	●
GPZ 500 S (Austria)	87 - 91	●
GPZ 500 S (Austria)	92 - 93	●
ZR 500 A1 (Z 500 F)	83 -	●
Z 550 F	83 -	●
Z 550 F	85 -	●
ZR 550 A1, GP	83 - 84	●
W 650	99 -	●

SBS 2039 **ø120 x 28****KAWASAKI**

KE 125 A4-A12	76 - 85	●
KX 125 A3-A7	74 - 81	●
KDX 175	80 - 82	●
KE 175 B1, B2, B3	76 - 78	●
KE 175 D2-D5	79 - 83	●
KL 250 A3-A5, C1,C2	80 - 84	●
KLX 250 A1,A2	79 - 80	●
KT 250 all models	75 - 80	●



KAWASAKI

KLF	185	A2-A4 Bayou	86- 88	●	
KLT	200	A1-A4	81- 83		●
KLT	200	B1	83		●
KLT	200	C1, C2	83- 84		●
KLF	220	A1-A15 Bayou	88- 02	●	
KDX	250	A1,B1,B2	80- 82	●	
KDX	250	B3, B4	83- 84	●	
KL	250	A1, A2	78- 80	●	
KLT	250	A1, A2	82- 83		●
KLT	250	C1, C2, C3, Prairie	83- 85		●
KLT	250	P1 Police	84		●
KX	250	A3-A7	75- 81	●	
KXT	250	A1 Tecate	84	●	

BOMBARDIER

	50	Quest	03- 04	●	
DS	50		02- 06	●	
	90	Quest	03- 04	●	
DS	90		02- 06	●	

CAN-AM

DS	50		07-	●	
DS	70		08-	●	
DS	90		07-	●	

HONDA


TRX	70		86- 87	●	
CB	125	S	84- 85	●	

HONDA

CR	125	RD	83	●	●
CR	125	RE, RF	84- 85		●
MBX	125	RWB	84-		●
CR	250	R	83		●
CR	250	RE, RF	84- 85		●
XR	350	R	83	●	
CR	480	R	83		●
CR	500	RE, RF	84- 85		●

HONDA

CR	80	R	86- 91	●	
CR	80	RF	85	●	
MB	80		80-	●	



KAWASAKI


KX	420	A1, A2	80- 81	●	
----	-----	--------	--------	---	--

HONDA

CG	125	E, F, J	85-	●	
CH	125	Spacy	94-		●
CR	125	R	79- 81		●
CR	125	RC	82	●	●
CH	250	Elite	85- 86	●	
CH	250	Elite	87- 90	●	●
CH	250	Spacy, Freeway Fusion	88-		●
CN	250		93-		●
CN	250	Spazio	88- 89		●
CR	250	R	81- 82		●
XL	250	R	82- 83	●	
CR	480	R	82		●

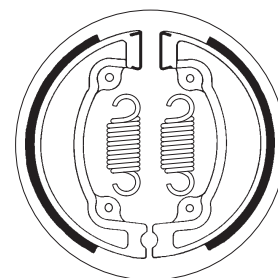
ø140 x 28

SBS 2040



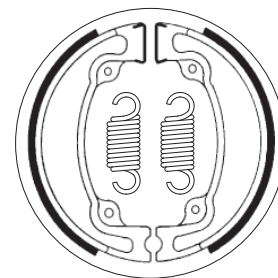
ø130 x 25

SBS 2041



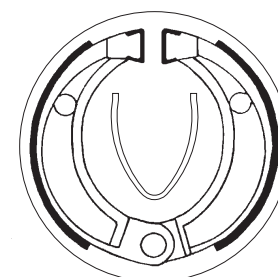
ø130 x 22

SBS 2042



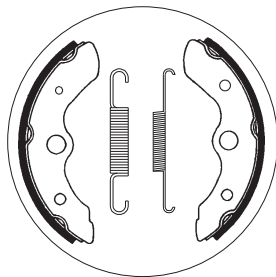
ø86 x 20

SBS 2043

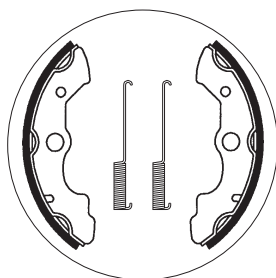


**SBS 2044** **ø160 x 30****HONDA**


TRX	200		84	●
TRX	250		85 - 87	●
FL	350 R Odyssey		85 - 87	●
FL	400 R Pilot		89 - 90	●

**SBS 2045** **ø160 x 30****HONDA**

TRX	350	all models	86 - 89	●
-----	-----	------------	---------	---

**SBS 2046** **ø180 x 35****HONDA**

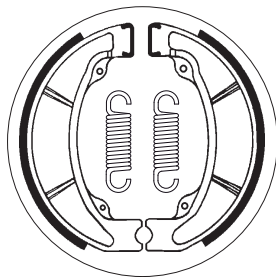
TRX	350	all models	86 - 89	●
TRX	500	all models	05 -	●
CB	700	SC	84 - 86	●
VF	700	C Magna	85 - 86	●
VF	700	C Magna	87	●
VT	700	C Shadow	86	●
VT	700	C, Shadow	87	●
VF	750	C, CD Magna	94 - 98	●
VF	750	C, Magna	88 - 93	●
VP	750	CH, Custom	87 -	●
VT	750	Black Widow	01 -	●
VT	750	C, Shadow	86 -	●
VT	750	C2 Shadow A.C.E.	97 - 03	●

**HONDA**

VT	750	C4 Shadow	04 -	●
PC	800	Pacific Coast	89 - 97	●
VT	800	C	88 -	●
VT	1000	C	88 -	●
VT	1100	C Shadow	87 - 93	●
VT	1100	C Shadow	94 - 96	●

SBS 2047 **ø130 x 25****HONDA**

CR	125	RG	86	●
CR	250	RG	86	●
CR	500	RG	86	●





ARCTIC CAT			
50	2WD	04-	●
50	DVX	06-	●
90	2WD	02-	●
90	DVX	06-	●

BOMBARDIER			
50	Quest	03- 04	●
DS 50		02- 06	●
90	Quest	03- 04	●
DS 90		02- 06	●


CAN-AM			
DS 50		07-	●

YAMAHA			
YZ 125	K	83	●
YZ 125	L	84	●
YZ 125	N, S, T	85- 87	●
IT 200		85-	●
IT 200	L, N	84- 85	● ●
IT 200	S	86	●
TY 250	S, R	84- 90	●
BW 350		87-	●
TY 350		86-	●

APRILIA			
50	Amico, Scooter	92	●

MBK			
50	Booster	- 94	● ●
50	Booster Next Gen.	97-	●
50	Booster Rocket	95-	●
50	Booster Spirit	00-	●
50	Booster Track	97-	●
50	Evolis	92-	●
50	Flipper	99-	●
50	Hot Champ	91-	●
50	Ovetto	97-	●
75	Active	90-	●

YAMAHA			
50	Beluga	90-	● ●
50	Why	99-	●
BW 50		91- 94	● ●
BW 50	Bump	97- 98	●
BW 50	Bump	99- 01	●
BW 50	Bump	02-	●
BW 50	Next Generation	96-	●
BW 50	Spy	95- 96	●
BW 50	Spy	97- 98	●
BW 50	Spy	99- 01	●
BW 50	Spy	02-	●
CR 50	Z	91- 95	●
CW 50	TA Zuma	90	● ●
DT 50	MX	87- 90	● ●
DT 50	R	89- 95	●
DT 50	R	96- 97	●
JOG 50	CY	90- 92	●

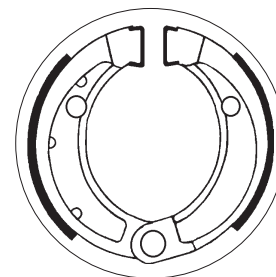


CAN-AM			
DS 70		08-	●
DS 90		07-	●


HONDA			
TRX 70		86- 87	●

POLARIS			
50	Predator	04-	●
50	Scrambler	01- 03	●
90	Predator	03-	●
90	Scrambler	01- 03	●
90	Sportsman	01-	●

ø87 x 20 SBS 2048





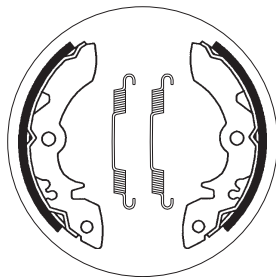
ø130 x 22 SBS 2049




ø110 x 25 SBS 2050

YAMAHA			
JOG 50	R		●
T 50		86-	● ●
TRAFIC 50	M	83-	● ●
V 50	M	83	● ●
YA 50	Axis Mofa	97-	●
YM 50	Breeze, Fizz	95-	●
YN 50	Neo's, LC	97-	●
YF 60	S Moto 4	86	●
YT 60	L, N Tri Zinger	84- 85	●
CH 80	Beluga (CH 80)	90-	●
DT 80	MX, MXS	84- 85	● ●
PW 80	K,N,S	83- 85	●
T 80	Townmate	83- 97	● ●
V 80	DL	83-	● ●
YFM 80	T, U	87- 88	●
AG 100	Farmbike	92- 93	●
RXS 100		83- 97	● ●
YFM 100	T, U Champ	87- 88	●
	105 Crypton	98-	●
SR 125		92- 96	● ●
SR 125		97- 02	●
Y 125	Fair Breeze	92-	●



**SBS 2051** **ø140 x 24****SUZUKI**

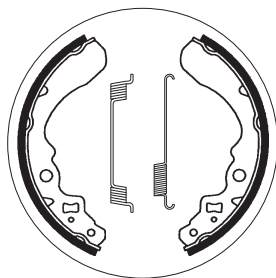
LT	230	GEF, GEG	85 - 86	●
LT-F	230	G, H	86 - 87	●
LT	250	EFF, EFG	85 - 86	●
LT	300	EH-EK	87 - 89	●
LT-F	300		88 - 90	●

SBS 2052 **ø180 x 36****SUZUKI**

LT-F	280	4WD XM, N, P, R, S, T, V, W	91 - 98	●
LT-F	300		88 - 90	●
LT-F	300	King Quad	91 - 01	●
LT-F	300	King Quad Left/Rear	02 -	●
VS	600	GL Intruder	97 -	●
GV	700	GLG Madura	86	●
VS	700	GLFG	86 - 87	●
VS	750	GL F,P Intruder	86 - 91	●
C	800	Intruder	05 -	●
C50	800	Boulevard	05 -	●
M	800	Intruder	05 -	●
M50	800	Boulevard	05 -	●

SUZUKI

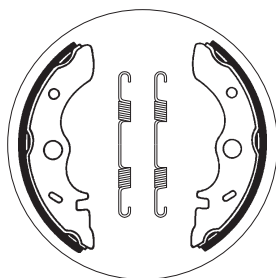
S50	800	Boulevard	05 -	●
VL	800	Intruder LC Volusia	01 - 04	●
VS	800	Intruder	91 - 99	●
VZ	800	Marauder	97 - 04	●

SBS 2053 **ø165 x 32****KAWASAKI**

KAF	300	A1, B1, B2 Mule 500	92 - 95	●
KAF	300	C1-C4 Mule 550		●

SUZUKI

LT	250	4WD H-W	87 - 98	●
LT-F	250	4WD V, W Quadrunner	97 - 98	●
LT-F	250	J-K1	88 - 01	●

SBS 2054 **ø160 x 30****KAWASAKI**

KLF	300	A1, A2 Bayou	86 - 87	●
-----	-----	--------------	---------	---



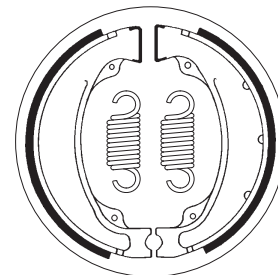
HONDA

XBR	500	S	85 - 89	●
XLV	750	R	83 - 85	●
XLV	750	R	86 - 88	●



ø140 x 30

SBS 2055

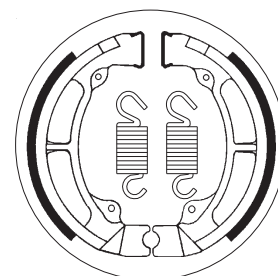


KAWASAKI

KE	175	D2-D5	79 - 83	●
KDX	200	A, B	83 - 85	●
KL	250	A3-A5, C1,C2	80 - 84	●
KL	250	D2-D14 (KLR 250)	85 - 97	●

ø120 x 35

SBS 2056



BS VILLA

ZX	50		93 -	●
----	----	--	------	---

HONDA

	50	Dio, Life	94 -	●	●
	50	Super Dio (Japan)	94 -	●	●
	50	Tact S	93 -	●	●
CR	50	RE, RF	84 - 85	●	●
GP	50	Dio	91 -	●	●
HSC	50	ZR, 01 Scooter	92 -	●	●
NPS	50	Zoomer	01 -	●	●
NU	50	MC Runaway, Express	82 - 83	●	●
PK	50	Walaroo DX-STD	90 - 01	●	●
QR	50		93 - 03	●	●
SA	50	J Vision	88 - 94	●	●
SR	50	Dio	93 -	●	●
SR	50	Super Dio	91 - 92	●	●
TLM	50	F	85 -	●	●
ZX	50	Super Dio	92 -	●	●
CR	60	RF, RG	85 - 86	●	●
CRF	70		04 -	●	●
XR	70		97 -	●	●
SA	75	Vision	89 -	●	●
CH	80	Elite	85 -	●	●
CR	80	RC	82	●	●
CR	80	RD, RE	83 - 84	●	●
CR	80	RF	85	●	●
CRF	80		04 -	●	●
NH	80	Aero	85 -	●	●
XR	80	R	85 - 88	●	●
CRF	100		04 -	●	●
XR	100	R	85 -	●	●

HONDA


TLR	200	D, E, F	83 - 85	●	●
TLR	200	G, H	86 - 87	●	●


ø95 x 20

SBS 2057

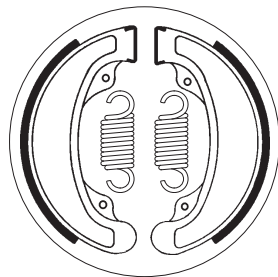
KYMCO

CX	50		94 -	●	●
CX	50	Curio Super	94 -	●	●
DJ	50		99 -	●	●
DJ	50	Refined	99 -	●	●
DJW	50		94 -	●	●
DJX	50		91 -	●	●
DJY	50		93 -	●	●
ZX	50	Fever	96 -	●	●



**SBS 2058**

ø140 x 40

HONDA


CA 250 Rebel	90-	●
CB 250	88-	●
CB 250	92- 05	●
CB 250 N	78-	●
CB 250 NA, NB, T, TZ	77-	●
CM 250 TB	81-	●
CB 350 S.G. (U.K. only)	87- 90	●
CB 400 A	77- 81	●
CB 400 Four	81-	●
CB 400 N	78- 82	●
CB 400 N	82-	●
CB 400 N	86-	●
CB 400 N, T, Hawk	78-	●
CB 400 T1, T2	77- 78	●
CB 400 Twin	82-	●
CM 400 A, T, TZ	79-	●
CM 400 C	81	●

HONDA

CM 400 E	80- 81	●
CM 400 T	79- 81	●
CM 400 T	82-	●
GB 400 T.T.	88-	●
CB 450 N	84- 85	●
CB 450 N	86-	●
CB 450 S	86- 88	●
CB 450 SC Nighthawk	82	●
CB 450 SC Nighthawk	83- 86	●
CB 450 T	82-	●
CM 450 A, C	82-	●
CMX 450 Rebel	86- 88	●
VT 500 C Shadow	83- 86	●
VT 500 E	83- 85	●
VT 500 ED	82	●
CB 550 SC	83-	●

SBS 2059

ø160 x 40

HONDA

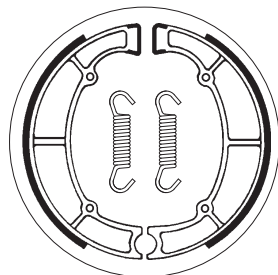
CB 500	94- 96	●
CX 500	78- 80	●
CX 500 C	81- 82	●
CX 500 Z, A, B	79- 81	●
GB 500 T.T.	88-	●
GL 500 D	81- 82	●
GL 500 I	81- 82	●
NV 600 C	88-	●
VT 600 C, Shadow	88- 93	●
VT 600 C, Shadow	94- 00	●
VT 600 CD Shadow VLX	94- 00	●
CB 650 SC Nighthawk	83- 85	●
CBX 650 E	83-	●

HONDA

CBX 650 ED, SC, SCD	83-	●
CX 650 C	83-	●
GL 650 D	83- 84	●
VF 700 C Magna	84	●
VF 700 S	84- 85	●
VT 700 C Shadow	84- 85	●
CB 750 Nighthawk	91- 02	●
VF 750 C	82-	●
VF 750 S	85	●
VF 750 Sport	82- 83	●
VT 750 C	83-	●

SBS 2060

ø180 x 40

KAWASAKI

EN 400 Twin	85-	●
Z 400 J	80-	●
Z 400 T (Belt Drive)	83-	●
EN 450 A1-A6	85- 90	●
Z 450 LTD	84-	●
EN 500	98-	●
EN 500 A1-A7, B1-B2	90- 96	●
EN 500 C1-C2 Vulcan	96- 97	●
ZL 500 (Austria)	85-	●
GT 550	85- 01	●
KZ 550 A1	80	●
KZ 550 A2-A4, C1-C4	80- 83	●
KZ 550 F1, F2, M1	83- 84	●
Z 550 A1	80-	●
Z 550 A2, A3, C3	81- 83	●
Z 550 C1, C2, B, LTD	80-	●
Z 550 C3, LTD	82- 84	●
Z 550 F1, F2, F2L	83- 84	●
Z 550 GT	83-	●
Z 550 GT, LTD	82-	●
Z 550 LTD	81-	●
Z 550 M1, LTD	83-	●
ZL 600	85-	●
ZL 600 B2 Eliminator	95- 98	●
KZ 650	77- 79	●
KZ 650 D4	81-	●
KZ 650 E1	80	●
KZ 650 F	81-	●

KAWASAKI

Z 650	77- 79	●
Z 650 D4	81-	●
Z 650 E1	80	●
Z 650 F	81-	●
VN 700 A1 Vulcan	85	●
750 Vulcan	93-	●
KZ 750 K1, K2	83- 84	●
KZ 750 LTD	80-	●
KZ 750 M1	82-	●
VN 750 A2-A1_ Vulcan	86- 94	●
VZ 750 Twin	88	●
Z 750 K1, K2	83- 84	●
Z 750 LTD	80-	●
Z 750 M1	82-	●
VN 800 A1-A9 Vulcan, Classic	95-	●
VN 800 B1-B8 Vulcan Classic	96-	●
VN 800 Classic	98-	●

**YAMAHA**

XJ 400 Maxim, Seca	81 -	●
XT 400	86 -	●
TX 500 A, B	74 - 77	●
XS 500	75 - 77	●
XV 500 K, Virago	83 -	●
XV 500 SE	83 -	●
XJ 550 H, J, K Maxim	81 - 83	●
XZ 550	82	●
XZ 550	83 - 84	●
XZ 550 RJ, RK	82 - 83	●
XZ 550 S	83 - 84	●
YX 600 Radian	87 - 90	●
XV 750 MK	83 -	●

YAMAHA


YDS-7 200	73 - 75	●
RD 250 A-C	73 - 77	●
RD 250 DX Left/Rear	80 -	●
RD 250 LC	80	●
RD 250 LC	81 - 82	●
RD 350 A, B	73 - 79	●
RD 350 LC	80	●
RD 350 LC	81 - 82	●
XS 360 B	76 -	●
XS 650 B, C, XS2	75 - 77	●
XS 650 D1E, F, F2	77 - 79	●

YAMAHA

XV 400 Virago, SPL	88 -	●
XV 535 DX Virago	98 - 03	●
XV 535 S Virago	96 - 03	●
XV 535 Virago	87 - 94	●
XV 535 Virago	88 - 95	●
XV 535 Virago	95 - 97	●
XJ 650	80 - 82	●
XJ 650	83	●
XJ 650 G, H, SH Left/Rear	80 - 83	●
XJ 650 Seca	81 - 83	●
XJ 650 Turbo	81 - 82	●
XVS 650 A Drag Star Classic	98 -	●
XVS 650 Drag Star	97 -	●
XVS 650 V-Star Classic	98 -	●
XVS 650 V-Star Custom	98 -	●
XJ 700	86 -	●
XV 700 L, LC	84 -	●

YAMAHA

XS 250 C	81	●
XS 250 D, E	79 - 80	●
XS 250 SE, SF	80 - 81	●
YP 250 Majesty	96 -	●
YFM 350 Big Bear		●
Special Edition	99	●
YFM 350 FWB L, LC Big Bear	99	●
YFM 350 FWH, FWJ,		●
FWK Big Bear	96 - 98	●
YFM 350 UH, UJ, UK	96 - 98	●
XS 400	85 -	●
XS 400 2E, 2F, 2G, H	78 - 81	●

**YAMAHA**

XV 750 SE	81 -	●
-----------	------	---

YAMAHA

XS 650 SJ, SK	82 -	●
---------------	------	---

YAMAHA

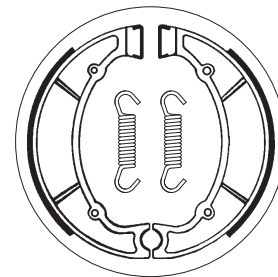
XV 700 Virago	87 -	●
TX 750	73 - 74	●
VF 750 Virago	88 -	●
XJ 750 E	81 - 83	●
XJ 750 Maxim	82	●
XJ 750 RH, RJ, RK Seca	81 - 83	●
XV 750	89 - 92	●
XV 750 Virago	93 - 97	●
XV 750 Virago	94 -	●
XV 920 J	82 -	●
XV 1000 SE	83 -	●
XV 1000 TR1	81 -	●
XV 1000 Virago	86 -	●
XV 1100	94 - 97	●
XV 1100 Virago	86 - 93	●
XV 1100 Virago	94 - 98	●

YAMAHA

XS 400 DOHC	82 -	●
XS 400 RJ, RK, J, K	82 - 83	●
XS 400 SE Left/Rear	80 - 81	●
XS 400 SG, SH, SF	80 -	●
YFM 400 FWE-FWL Kodiak	93 - 99	●
XJ 500 (Austria)	81 - 83	●
XJ 550 RH, RJ, RK Seca	81 - 83	●
YFM 600 FWAK-FWAN		●
4x4 Grizzly	98 - 01	●

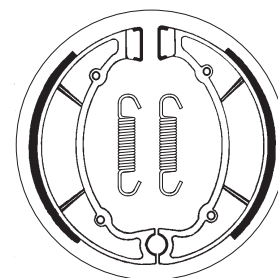
ø180 x 40

SBS 2063



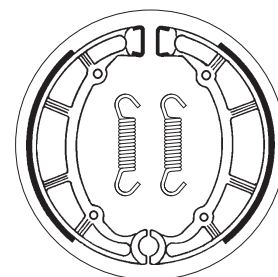
ø180 x 30

SBS 2064



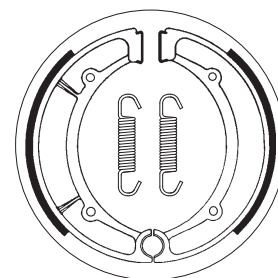
ø200 x 40


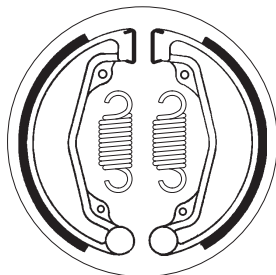
SBS 2065



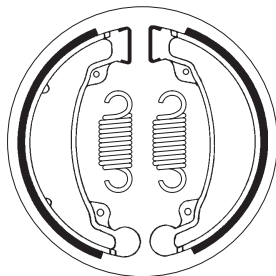
ø160 x 30

SBS 2066



**SBS 2068** **ø140 x 30****HONDA**

CB 175 K3-K7	74 - 76	●
CB 200 B, T	74 - 79	●
CB 250 RS	80 - 84	●
CB 250 RS	85 -	●
CL 250 SC	81	●
VT 250 F	83 - 87	●
VT 250 F	88 - 90	●
VTR 250	88 - 89	●
VTR 250	90	●
VTZ 250	88 -	●
XL 500 SB	81	●

SBS 2069 **ø130 x 30****DAELIM**

50 Delfino	99 -	●
50 Tapo	99 -	●
50 Vivo	99 -	●
100 Delfino	99 -	●
125 Rocket	99 -	●
NS 125 II	00 -	●
VT 125 Evolution	00 -	●

HONDA

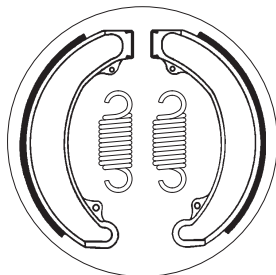
ATC 70 all models	78 - 85	●
CB 125 RS	83 -	●
CB 125 T	85 -	●
CB 125 T, Superdream	82 -	●
CB 125 T, T1, T2, TZ	77 -	●
CB 125 TDC	83 - 89	●

HONDA

CB 125 TT	90	●
CD 125	82 -	●
CM 125	82 - 85	●
CD 185 T	78 -	●
CM 185 T	78 - 79	●
CD 200 T	79	●
CM 200 TA, TB	80 - 82	●
CB 250 Nighthawk	91 - 02	●
CD 250 UJ	88 - 92	●
CM 250 C	82 - 83	●
CMX 250 C Rebel	96	●
CMX 250 C Rebel	97 -	●
CMX 250 Rebel	85 -	●

SBS 2070 **ø160 x 25****HONDA**

XL 250	78 - 79	●
XL 350	76 - 78	●

SBS 2071 **ø180 x 30****HONDA**

CB 250 K3-K5	73 - 75	●
CB 350 K4	74	●
CM 400 E	80 - 81	●

**HONDA**

CB 450	K5, K6, K7	72- 77	●
TRX 450	Foreman ES, Foreman S	98-	●
CB 500	F	72- 75	●
CB 500	T	75- 78	●
TRX 500	Foreman, Rubicon	00-	●
CB 550	F	75- 79	●
CB 550	K	74- 78	●

HONDA

QA 0	K1-K3	87-	●	●
PA 50		78- 81	●	●
PA 50	Camino	80-	●	●
PF 50	M Nocio	75-	●	●
PX 50		82- 83	●	
PX 50		84-	●	

KTM

SX 50	Adventure	98-	●	●
SX 50	Pro Junior LC	02-	●	●
SX 50	Pro Senior LC	02- 03	●	●
SX 50	Senior Adventure	04-	●	●

MOTOBECANE

50	all models	88- 89	●
----	------------	--------	---

HONDA

CR 250	FZ, RA	79- 80	●
XL 500	SB	81	●

HONDA

XLR 400			●
XL 500	RC	82	●

**PEUGEOT**


50	103	●	●
50	104	●	●
50	105	●	●

PUCH

50	Cobra 6 GT, GTL	80-	●
50	Maxi 30 all models (excl. Spain)		●
50	Maxi 40 all models		●
50	Monza 4 GP, all models		●
50	Monza 4 SL		●
50	Monza 4 SL, GSL	80-	●

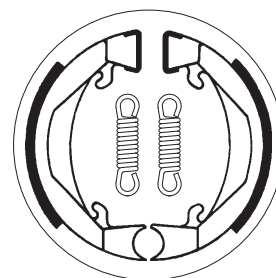
ø180 x 30

SBS 2072



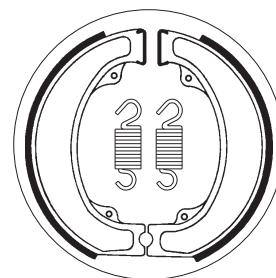
ø80 x 18

SBS 2074



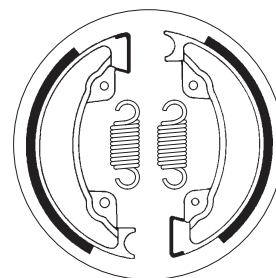
ø160 x 25


SBS 2075



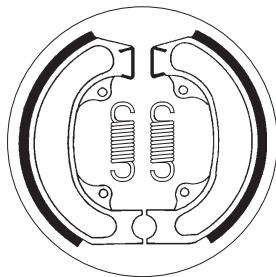
ø130 x 25

SBS 2077

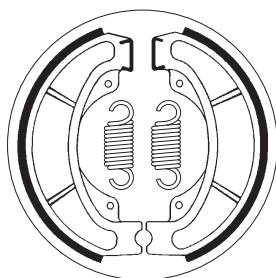


**SBS 2080** **ø110 x 25****HONDA**

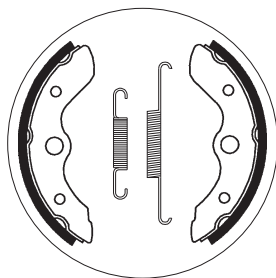
SH	50	City Express	84 - 96	●
SH	50	Scoopy	88 -	●
SH	75	Scoopy	88 - 95	●
SH	80	Scoopy	88 -	●

**SBS 2082** **ø130 x 25****HONDA**

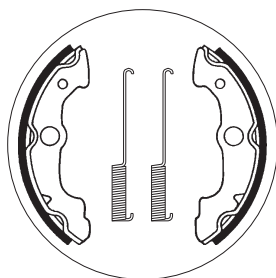
CH	250	Elite	85 - 86	●
CH	250	Spacy	85 - 86	●
CN	250	Helix (Fusion)	92	●
CN	250	Helix (Fusion)	93 -	●

**SBS 2083** **ø130 x 26****HONDA**

TRX	200		90 - 91	●
TRX	200	D Type II	91 - 97	●
TRX	200	SX	86 - 88	●
TRX	250	Recon	97 -	●

**SBS 2085** **ø160 x 21****HONDA**

TRX	300	4WD	88 - 00	●
TRX	350	Rancher /ES 2x4, 4x4	00 -	●
TRX	400	AT	04 -	●
TRX	400	FW Fourtrax Foreman	95 - 02	●
TRX	450	Foreman ES, Foreman S	98 -	●
TRX	500	Foreman, Rubicon	00 -	●
TRX	650	FA Rincon	03 - 05	●
TRX	650	FGA Rincon	04 - 05	●
TRX	680	FA6 Rincon	06 -	●
TRX	680	FGA6 Rincon	06 -	●



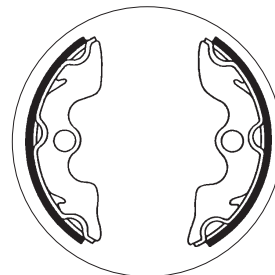
**HONDA**

TRX 300 88- 00 ●



ø130 x 26


SBS 2086

**KAWASAKI**

KX 80 A,B,C,D 79- 82 ● ●

ø100 x 28

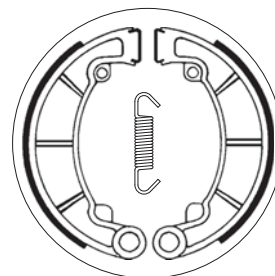
SBS 2087

**KAWASAKI**

KH 250	76- 78	●
KH 250 A1, A2, B4, B5	79- 80	●
S2A 350	73-	●
KH 400	76- 78	●
KZ 400 D, D3, D4	74- 77	●

ø130 x 26

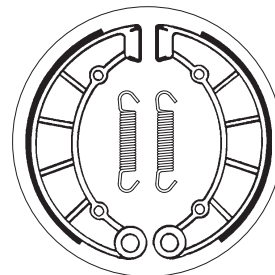
SBS 2088


**KAWASAKI**

KZ 750 H	72- 75	●
Z 750 H	72- 75	●
KZ 900 A	76- 77	●
KZ 900 A4, A5	76- 77	●
Z 900 A	76- 77	●
Z1 900 Z1 A, Z1 B	73- 75	●


ø200 x 35

SBS 2091



**SBS 2092** **ø95 x 20****KAWASAKI**

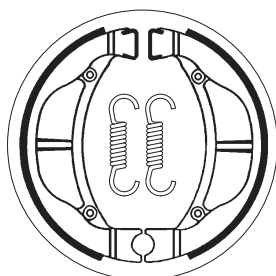
KX	80	E1	83	●	
----	----	----	----	---	--

**SBS 2093** **ø90 x 20****KAWASAKI**

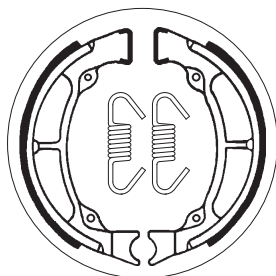
KX	60	A, B1-B13	83-	●	●
KX	80	E, G, H, J	84- 87		●
KX	80	E1	83	●	●
KLX	110		02-	●	

SUZUKI

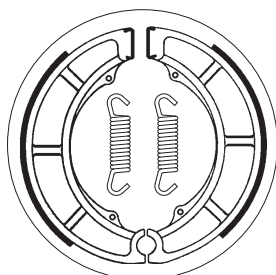
RM	60		03-	●	●
DR-Z	110		02-	●	

**SBS 2094** **ø100 x 25****SUZUKI**

FZ	50	D, N, T, X, Z	79- 83	●	●
S	50	K	93-		●
TS	50	XKE, XKG, XKH, XKJ, XA	84- 02		●
TSW	50		91		●
CS	80	CD	83-	●	●
TS	80	X	84-		●

**SBS 2097** **ø180 x 28****SUZUKI**

GT	250		73- 78		●
GT	380	A, B, K, L, M	73- 77		●
GT	380	B (Asco)	77		●
GS	400		77- 78		●
GS	400		78-		●
GSX	400		81- 83		●
GSX	400	E, S	85-		●
GSX	400	S, Katana	83-		●



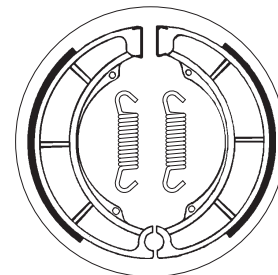
**SUZUKI**

RE	5M, A	75-	●
LT	250 EFF, EFG	85- 86	●
LT-F	250 4WD V, W Quadrunner	97 - 98	●
LT	300 EH-EK	87 - 89	●
GT	500 A, B	75 - 77	●
GT	500 K, L, M	73 - 75	●
GT	550 A, K, L, M	73 - 77	●
GT	750 A, K, L, M	73 - 77	●



ø180 x 40

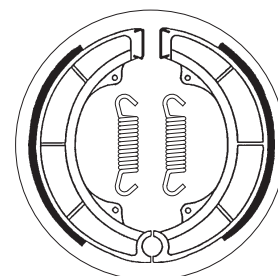
SBS 2098

**SUZUKI**

GS	550 B	- 77	●
GT	550 A, B	78-	●

ø180 x 32

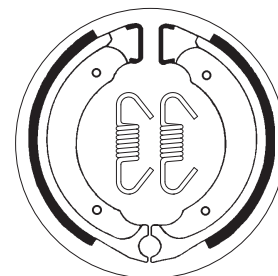
SBS 2099

**SUZUKI**

CL	50 D, Suzi, Love	83-	●
FA	50	80- 91	●
FS	50 T, X, Snip	80 - 81	●
LT-A	50 Quadmaster	01 -	●
LT	80 H-K6	87 - 06	●

ø80 x 20


SBS 2101

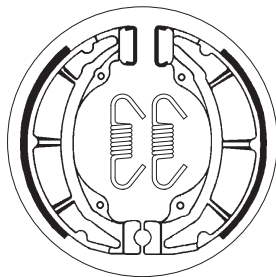
**SUZUKI**

RM	125 E	84	●
RM	125 F,G	85- 86	●
RM	125 H	87	●
RM	125 X, Z, D	81 - 83	●
RM	250 D	83	●
RM	250 X,Z	81 - 82	●

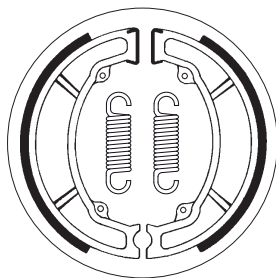
ø120 x 22

SBS 2102

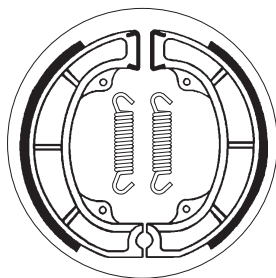


**SBS 2103** **ø120 x 28****SUZUKI**

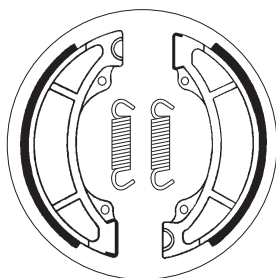
50	Wolf	89-	●
RG	50 GAG	87-	●
RG	50 Gamma	90-	●
S	50 K	93-	●
TS	50 XKE, XKG, XKH, XKJ, XA	84- 02	●
TSW	50	91	●
TV	50 Wolf	89-	●
TS	80 X	84-	●
RM	100 N, T, X	79- 81	●
RM	125 N, T	79- 80	●
TS	125 X	85- 89	●
TS	240 X	85-	●

SBS 2104 **ø130 x 22****SUZUKI**


LT	80 H-K6	87- 06	●
PE	175 Z	82-	●
RM	250 E	84	●
RM	250 F	85	●
RM	250 G	86	●
RM	250 T	80	●
RM	400 T	80	●

SBS 2107 **ø150 x 22****SUZUKI**

ALT	125 D	83	●
LT	125 D	83	●
RM	250 X,Z	81- 82	●
RM	465 X, Z	81- 82	●

SBS 2108 **ø130 x 22****SUZUKI**

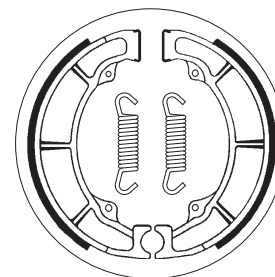
RM	125 E	84	●
RM	250 D	83	●
RM	250 E	84	●
RM	500 D, E	83- 84	●

**SUZUKI**

LT	250	4WD H-W	87 - 98	●
LT-F	250	J-K1	88 - 01	●

ø165 x 28

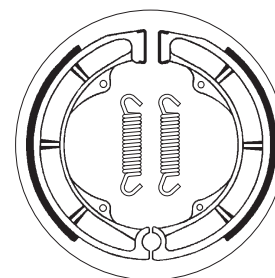
SBS 2110

**SUZUKI**

DR	750	S, Big	88	●
----	-----	--------	----	---

ø160 x 30

SBS 2111

**MBK**


50	Champ	●	●
----	-------	---	---

YAMAHA

QA	50	Pocke	83-	●	●
QB	50	Vogel	83-	●	●
QT	50	Yamahopper	79 - 87	●	●
SA	50	M, ME Passola	80 - 84	●	
SH	50	E, F Razz	93 - 95	●	
SH	50	Mint	93-	●	
SH	50	T,EMT,U,MU,W,MW, A,MA,B,D,MD	87 - 93	●	

ø80 x 17

SBS 2112

**YAMAHA**

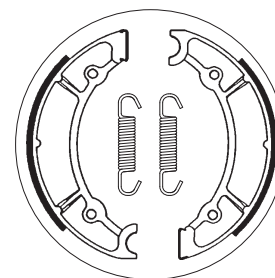
CA	50	Riva Sallient	83 - 86	●	
CG	50	A, B Riva Jog	90 - 91	●	
JOG	50	E	88 - 90	●	
MA	50	M, QT 50	80-	●	●
MJ	50	J,M Towny	82	●	●
MJ	50	M Towny	81 - 93	●	●
MS	50		85 - 86	●	
PW	50	A-G	90 - 95	●	●
PW	50	H, J, K, N, S, T	80 - 87	●	●
PW	50	H1	96-	●	●

YAMAHA

RD	200	A, B	74 - 75	●
YDS-7	200		73 - 75	●
XS	250	C	81	●
XS	400	2E, 2F, 2G, H	78 - 81	●

ø180 x 30

SBS 2113





HUSQVARNA

CR	125	83- 84	●
WR/XC	125	83- 84	●
CR	250	83- 84	●
WR/XC	250	83- 84	●
WRX	400	85	●
CR	500	83- 84	●
WR/XC/AE	500	83- 84	●

KTM

250 Cross	83	●
500 Cross	- 82	●

KTM

40 Comet		●	●
125	- 83	●	●
GS 125	83	●	●
LL 125	83	●	●
175	72- 78	●	●
175	79-	●	●
250 Cross	- 81	●	●

KTM

175	79-	●	
250 Cross	82	●	●
250 Cross	83	●	●
350 GS	83-	●	●
390 GS	83-	●	●
MC 495 Leleu	82- 83	●	●
MX 495 Leleu	82- 83	●	●
500 Cross	- 82	●	●
GS 500 500 K4 Enduro	83-	●	●

ATK

ATK 560	84- 85	●
---------	--------	---

KTM

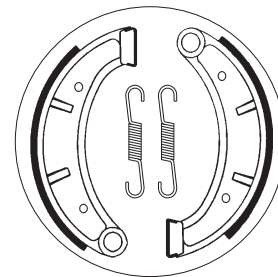
Baja	86-	●	
Country,Baja	85	●	
MX 80	86-	●	
GS 125	83	●	
GS 125	84- 85	●	●
LL 125	83	●	●
MX 125	84	●	●
MX 125	85	●	●
XC 125	85	●	●
250 Baja	86-	●	●
GS 250	83- 85	●	●
MX 250	84	●	●
MX 250	85	●	●

KTM

GS 300	85	●	●
MX 300	85-	●	●
XC 300	85	●	●
XC 300 (Drum vers.)	85	●	●
350 Country Cross	85-	●	●
350 GS (Drum vers.)	83-	●	●
390 GS (Drum vers.)	83-	●	●
GS 420	84-	●	●
MX 495	84-	●	●
LC 500	85	●	●
MX 500	83- 84	●	●
MX 500	85	●	●
GS 600	84	●	●
GS 600	85	●	●


ø160 x 25

SBS 2118




ø130 x 30

SBS 2120



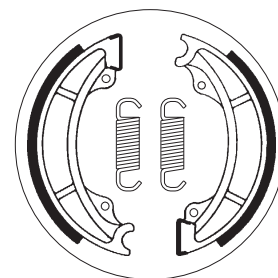
ø181 x 25

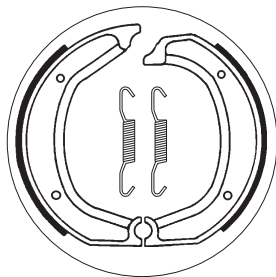
SBS 2121



ø130 x 22

SBS 2122

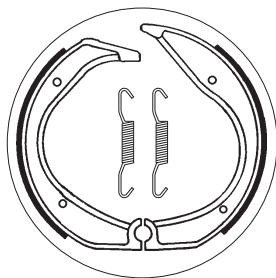


**SBS 2139** **ø200 x 30****BMW**

R45	450	78 - 80	●
R60	600 Series	74 - 80	●
R60/7	600	76 - 77	●
R65	650	78 - 80	●
R70	700 Series	74 - 80	●
R75/6	750	74 - 76	●
R75/7	750	76 - 77	●
R80	800	- 81	●
R80/7	800	77 - 78	●
R90	900 S	73 - 76	●
R90	900 Series	74 - 80	●
R90/6	900	73 - 76	●
R100	1000	- 81	●

BMW

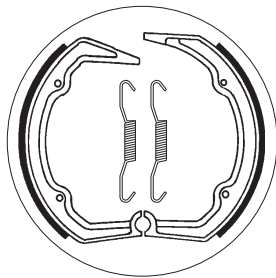
R100	1000 S	76 - 77	●
R100/7	1000	78 - 80	●

SBS 2140 **ø200 x 25****BMW**

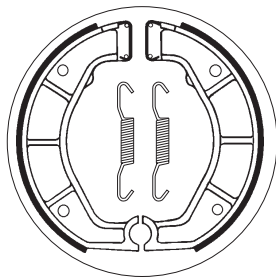
R45	450	80 -	●
R65	650	80 -	●
R65	650	86 -	●
R65	650 GS	87 -	●
K75	750 C	85 -	●
R75	750	86 -	●
	800 Touring	87 -	●
R80	800	85	●
R80	800	86 -	●
R80	800 G/S P.-D.	86	●
R80	800 GS	81 -	●
R80	800 GS	91 -	●
R80	800 GS Mystic	91 -	●

BMW

R80	800 RT	83	●
R80	800 RT	85	●
R100	1000 all models	81 -	●
R100	1000 GS	87 -	●
R100	1000 GS Mystic	91 -	●

SBS 2141 **ø220 x 25****BMW**

R65	650 LS	82 -	●
-----	--------	------	---

SBS 2143 **ø200 x 27****BMW**

R80	800 R	93 -	●
R100	1000 R	92 -	●



PIAGGIO VESPA

50 HP	92-	●	●
50 V FL2	90-	●	●
PK 50	83-	●	●
PK 50 Special	83-	●	●
PK 50 XL	86-	●	●
PK 50 XL 2	86-	●	●
PK 125	83-	●	●
PK 125 Automatica	84-	●	●
PK 125 Special	83-	●	●
PK 125 XL	86-	●	●
PX 125	78-	●	●
PX 125 Arcobalenco	83-	●	●
150 Sprint Veloce	75-	●	●

MZ

TS 125		●	●
TS 150		●	●
ETZ 250		●	●
ETZ 250	82-	●	●
TS 250		●	●

MZ

ETZ 125		●	●
ETZ 125	82-	●	●
TS 125		●	●
ETZ 150		●	●
ETZ 150	82-	●	●
TS 150		●	●

YAMAHA

YFU1TW 250 Pro Hauler	89	●	●
YFU1W 250 Pro Hauler	89-	●	●
YFP 350 U Terrapro	88	●	●

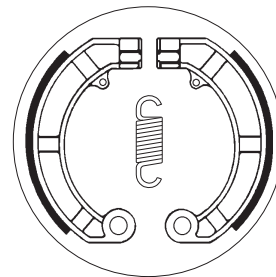


PIAGGIO VESPA

PX 150	78-	●	●
PX 150 Arcobalenco	83-	●	●
GS 160	75-	●	●
SS 180	75-	●	●
200 Rally	75-	●	●
PE 200	83-	●	●
PX 200 Arcobalenco	83-	●	●
PX 200 E	78-	●	●


ø150 x 24

SBS 2146



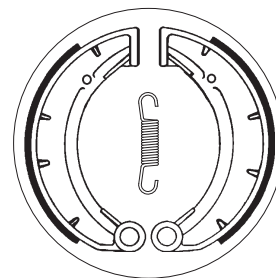
ø160 x 30

SBS 2171



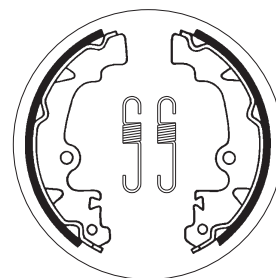
ø150 x 30

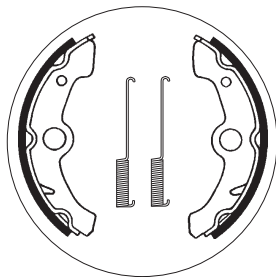
SBS 2172



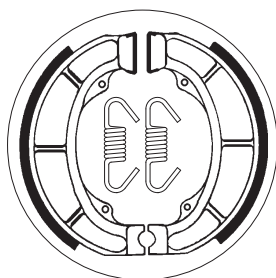
ø170 x 27

SBS 2177



**SBS 2178** **ø160 x 25****YAMAHA**

YFM 350	Big Bear Special Edition	99	●
YFM 350	FWH, FWJ, FWK Big Bear	96- 98	●
YFM 350	FWW, FWA-G Big Bear	89- 95	●
YFM 350	UH, UJ, UK	96- 98	●
YFM 400	FWE-FWL Kodiak	93- 99	●

SBS 2181 **ø120 x 25****ATALA**

50	Hacker	95-	●
----	--------	-----	---

CAGIVA

50	Mantis	99-	●
----	--------	-----	---

DERBI

50	Atlantis	99-	●
50	Easy	96-	●
50	Hunter	97-	●
50	Manhattan	99-	●
50	Vamos FL	95-	●
50	Vamos L	95-	●
ST 50	Paddock	96-	●

HUSQVARNA

WRS 50		98-	●
--------	--	-----	---

PGO

150	T-Rex	01-	●
-----	-------	-----	---

SUZUKI

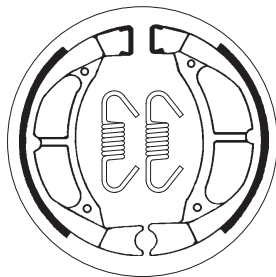
50	Lido Scooter	89-	●	●
AH 50	Adress	92- 95	●	●
AJ 50	Sepia	92-	●	●
AY 50	, Katana	96-	●	●
AY 50	, Katana	96-	●	●
CP 50	CHF	85-	●	●
UF 50	Estilete	00-	●	●
UX 50	W Zillion	99-	●	●
ZZ 50	Scooter	92-	●	●
LIDO 75	Style		●	●

SUZUKI

AH 80	Adress, V, Tune	88-	●	●
AH 80	Scooter	92-	●	●
CP 80		85- 93	●	●
AH 100	Adress, V	91- 94	●	●
125	Vecstar	94-	●	●
AN 125	R	94-	●	●
LIDO 125	Vario Scooter	90-	●	●
AN 150		98-	●	●
LT 160	EK, EL, EM, EN	89- 92	●	●
LT-F 160	M-Y	91-	●	●
250	Vecstar	94-	●	●

VELOCIFERO

50	Velocifero	94-	●
----	------------	-----	---

SBS 2182 **ø95 x 20****SUZUKI**

RM 80	G,H,J,K	86- 89	●
RM 80	Z,D,E,F	82- 85	●

YAMAHA

JOG-Z 50		88- 89	●	
YZ 50	G, H, J, K	80- 83	●	●
YZ 60		85-	●	●
BW 80		86- 90	●	●
CJ 80		86-	●	●
PW 80	B,D,E,FG	91- 95	●	●
PW 80	H	96-	●	●
PW 80	K,N,S	83- 85	●	●
TY 80		77- 82	●	●
TY 80		83-	●	●

YAMAHA

YZ 80	A,B,C,D,E,F	74- 79	●	●
YZ 80	A,B,D	90- 92	●	●
YZ 80	G, H, J, K, L, M, N	80- 85	●	●
YZ 80	S,T,U,W,	86- 89	●	●
TT-R 90		00-	●	●
TT-R 110		08-	●	●

**KAWASAKI**

KLF	110	A1, A2, B1, B2, Mojave	87- 88	●
KLT	110	A1, A2, A3	84- 86	●
AR	125	A1, A1A, A7, LC	82- 94	●
BN	125	Eliminator A1-A2	98- 99	●
BN	125	Eliminator A3	00-	●
KE	125	A4-A12	76- 85	●
KX	125	A3-A7	74- 81	●
KX	125	B1	82	●
KLT	160	A1	85	●
KDX	175		80- 82	●
KE	175	B1, B2, B3	76- 78	●
KLT	185	A1, A2	86- 87	●
KDX	250	B3, B4	83- 84	●
KLX	250	A1,A2	79- 80	●

PIAGGIO VESPA

	125	Cosa	89-	●
	125	Cosa 2	92-	●
	150	Cosa	89-	●
	200	Cosa	89-	●
	200	Cosa 2	92-	●

PIAGGIO VESPA

	125	Cosa	89-	●
	125	Cosa 2	92-	●
	150	Cosa	89-	●
	200	Cosa	89-	●
	200	Cosa 2	92-	●

PIAGGIO VESPA

	50	Sfera	91-	●
	80	Sfera	94-	●

**KAWASAKI**

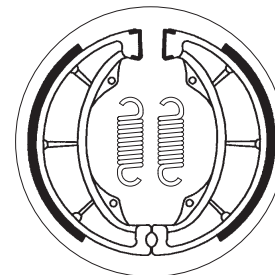
KT	250	all models	75- 80	●
KX	250	B1	82	●
KX	250	C1,C2,D1	83- 85	●
Z	250	C1, C2, G1, G2	81- 83	●
Z	250	Eliminator	88	●
KX	500	A1,2,B1	83- 85	●
KL	600	A1,B1,B2	84- 86	●
KLR	600		84- 86	●
KLR	600	E	85- 94	●

SUZUKI

TU	125	XT	99-	●
NZ	250	S	86-	●

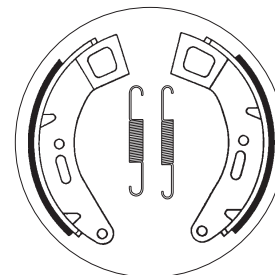
ø130 x 28

SBS 2183



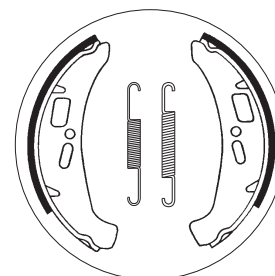
ø170 x 26

SBS 2184




ø170 x 26


SBS 2185



ø110 x 25

SBS 2186

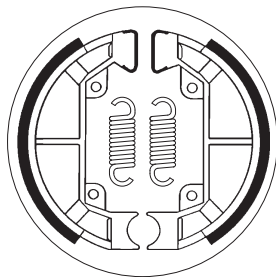


**SBS 2187** **ø100 x 20****GILERA**

50	Easy Moving	96-	●
50	Storm	94-	●
50	Typhoon	93- 95	●
NRG	50	94-	●
80	Typhoon	95-	●

PIAGGIO VESPA

50	Quartz	92-	●
50	Sfera	91-	●
50	Storm	94- 95	●
50	Storm	96-	●
50	Typhoon	94- 95	●
50	Zip	92- 93	●

**PIAGGIO VESPA**

50	Zip & Zip	94-	●
NRG.1	50	94- 95	●
TPH	50	93- 95	●
80	Sfera	94-	●

PUCH


50	Storm (Austria)		●
50	Typhoon (Austria)	- 95	●

SBS 2188 **ø100 x 23****PGO**

50	Big Max	94- 02	●
50	Big Max Sport	96-	●
50	Comet	91-	●
50	Comet	93-	●
50	Galaxy	91-	●
PS	50	93	●
90	Galaxy	92-	●
100	Big Max	96-	●

SUZUKI

TR	50	Street Magic	97-	●
UG	110	Hokuto	00-	●

**SYM**

125	Husky	96- 98	●
125	Super Duke	95-	●
150	Husky	99-	●

TGB

50	202T	99-	●
----	------	-----	---

SBS 2189 **ø130 x 25****HONDA**


CN	250	Scooter	88- 92	●
CN	250	Spazio	88- 92	●

VELOCIFERO

50	Velocifero	94-	●
----	------------	-----	---

**SBS 2190** **ø200 x 25****YAMAHA**

SR	500	92-	●
----	-----	-----	---





YAMAHA

SR 250 90- ●

HONDA

PXR 50 all models 85- ●

HONDA

PXR 50 all models 85- ●

MBK

50 Evasion straight wheels	●	●
50 Hardrock straight wheels	●	●
50 Magnum straight wheels	●	●
50 Passion straight wheels	●	●

GILERA

50 Eaglet	96	●
50 Runner	97- 05	●
125 Typhoon	96-	●

PIAGGIO VESPA

25 Zip II Cat DT	01-	●
50 Zip Disco	96-	●
50 Zip Fast Rider	96-	●
50 Zip II	01-	●
50 Zip II Cat DT	01-	●
ET2 50	97- 01	●
ET2 50	02-	●
125 Hexagon	94- 95	●
125 Sfera	95-	●

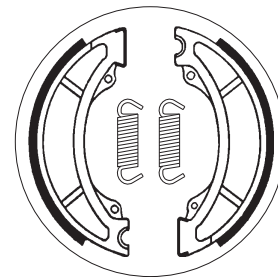
PIAGGIO VESPA

125 Skipper	93- 95	●
125 Zip II 4T	00-	●
ET4 125	96- 99	●
ET4 125	00-	●
TPH 125	96-	●
150 Hexagon	94-	●



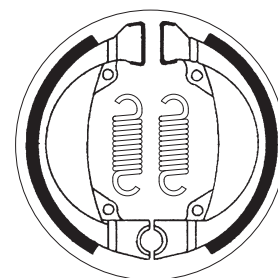
ø150 x 25

SBS 2192




ø90 x 20

SBS 2193



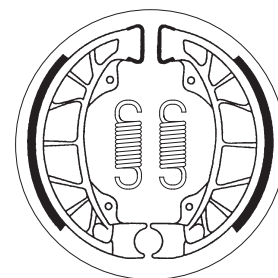
ø95 x 20

SBS 2194



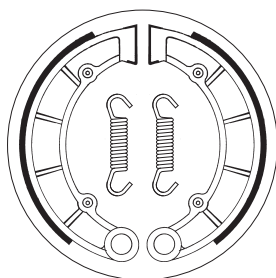
ø110 x 25

SBS 2195




**SBS 2196 ø105 x 20 PIAGGIO VESPA**


50	Free			
	(Disc Brake version)	97 -		●
50	Zip	92 - 93	●	

SBS 2197 ø180 x 35 KAWASAKI

KLF 300	C1-C17 Bayou			
	Left/Rear	89 - 05		●
KLF 400	B1-B7 Bayou Left	93 - 99		●
KVF 400	A1, A2, B1 Prairie	97 - 98		●

SBS 2198 ø160 x 30 HONDA

FES 125	Pantheon	98 - 02		●
FES 150	Pantheon	99 - 02		●
FES 250	Foresight	98 - 99		●

SBS 2199 ø130 x 28 MBK

YP 125	Skyliner	99 - 00		●
--------	----------	---------	--	---

YAMAHA

XN 125	Teos	01 -		●
XVS 125	Drag Star	00 -		●
YP 125	R Majesty	99 - 00		●
	150 Teos	02 -		●
YP 180	R Majesty	03		●
XVS 250	Drag Star	01 -		●

**GILERA**

50	Typhoon	96- 00	●
50	Typhoon	01 -	●

PIAGGIO VESPA

50	Zip Fast Rider	93- 95	●
NRG	50	96- 00	●
NRG	50 mc2	97- 99	●
NTT	50	96-	●
RST	50 Sfera	95-	●
TPH	50	96-	●

PUCH

50	Typhoon (Austria)	96-	●
----	-------------------	-----	---

APRILIA

50	Habana/Custom	99-	●
50	Mojito, Mojito Custom	02-	●

SUZUKI

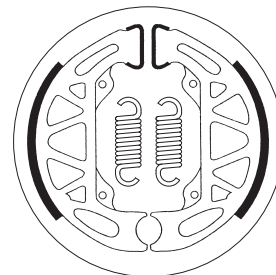
UC	125 Epicuro	99-	●
UC	150 Epicuro	99-	●

KYMCO

50	Agility (4T) R16	06-	●
50	People	99- 01	●
50	People	02-	●
125	Movie	99-	●
125	People	01-	●
150	People	01-	●

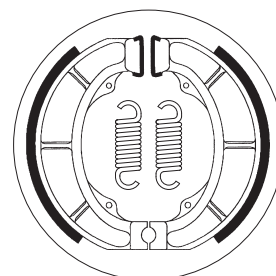
ø110 x 20

SBS 2200



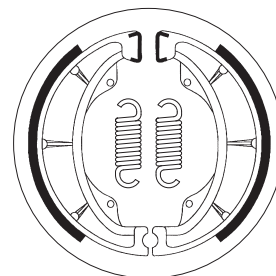
ø120 x 25

SBS 2201



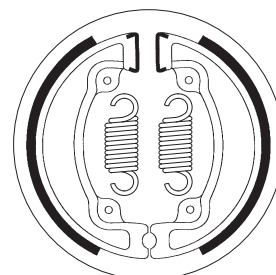
ø130 x 28

SBS 2202



ø130 x 25

SBS 2203

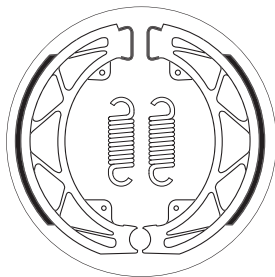




SBS 2204

PIAGGIO VESPA

Replaced by SBS 2205



SBS 2205

ø140 x 25

APRILIA

125 Habana/Custom 00- ●

125 Mojito, Mojito

Custom 02- ●

SR 125 99- ●

SR 150 00- ●

DERBI

125 Boulevard 03- ●

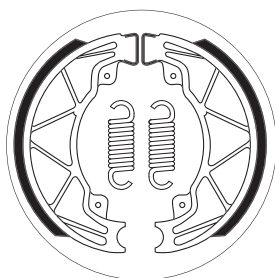
150 Boulevard 03- ●

GILERA

FX 125 Runner 97- 99 ●

FX 150 Runner 97- ●

FX 200 Runner 97- 98 ●



PIAGGIO VESPA

50 Fly 05- ●

50 Liberty 97- ●

50 Liberty 4T 00- ●

100 Fly 07- ●

100 Zip 07- ●

LE 125 Liberty 02- ●

LE 125 Liberty 99- 01 ●

LX 125 Hexagon 99- ●

LX 125 Skipper, ST 99- ●

125 Fly 05- ●

150 Fly 06- ●

150 Liberty 99- ●

LXT 180 Hexagon 99- ●

SBS 2206

ø105 x 25

DERBI


50 Aventura 96- ●

50 Vamos R (A.J.P. cal.) 95- ●

50 Vamos R

(Brembo cal.) 95- ●

50 Variant Sport-R 01- ●



SBS 2207

ø160 x 30

HONDA

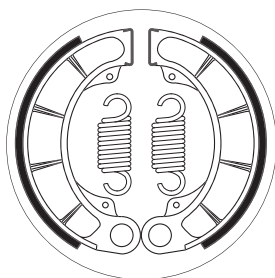
TRX 350 Rancher /ES 2x4,

4x4 00- ●

TRX 400 AT 04- ●

TRX 400 FW Fourtrax

Foreman 95- 02 ●




CHOICE OF CHAMPIONS

ROAD RACING WORLD CHAMPIONSHIP

PARTNERS IN RACING

LIVING IN THE FAST LANE

TEN KATE HONDA RACING
Superbike World Championship
#65 Jonathan Rea



Photographer: Hannspree Ten Kate Honda/Graeme Brown

THE POWER TO STOP YOU®

www.sbs.dk



SBS® is a registered trade mark of
Scandinavian Brake Systems A/S
Kuopiovej 11 • DK-5700 Svendborg Denmark
Phone: +45 63 21 15 15 • Fax: +45 63 21 15 95
Email: sbs@sbs.dk • www.sbs.dk

THE POWER TO STOP YOU®